

Faint, illegible text covering the page, likely bleed-through from the reverse side.

VOL. I.—Part II.—SATYRINÆ, ELYMNIINÆ, MORPHINÆ, ACRÆINÆ.

THE

BUTTERFLIES

OF


INDIA

BURMAH AND CEYLON

MARSHALL AND DE NICEVILLE

Calcutta:

PUBLISHED BY THE CALCUTTA CENTRAL PRESS CO., LD.,  
5, COUNCIL HOUSE STREET.



*Natural History*

Acc. No - 1629

22/07/07



Ll. a. 15

595.78

MAR

# XIII a 11

VOL. I.—Part II.

BOOK NO.
108

## TABLE OF CONTENTS.

(FAMILY NYMPHALIDÆ—Continued.)

	<i>Page.</i>
SUBFAMILY SATYRINÆ .....	95
GENUS ZETHERA .....	97
" ANADEBIS .....	99
" CÆLITES.....	100
" MYCALESIS.....	102
" NEORINA .....	133
" LETHE .....	136
" ZOPHOESSA.....	162
" NEOPE.....	169
" ORINOMA.....	173
" RHAPHICERA .....	175
" PARARGE .....	177
" AMECERA.....	178
" HIPPARCHIA .....	182
" AULOCERA .....	195
" EPINEPHELE .....	201
" YPTHMA .....	212
" RAGADIA.....	234
" ERITES.....	235
" CENEIS.....	238
" EREBIA.....	239
" CALLEREBIA .....	243
" ZIPETES.....	248
" MELANITIS.....	250
" HIPIO .....	259
" CYLOGENES .....	260
" PARANTIRRHCEA.....	261
SUBFAMILY ELYMNIINÆ .....	263
GENUS ELYMNIAS .....	264
" DYCTIS.....	275
SUBFAMILY MORPHINÆ.....	281
GENUS XANTHOTÆNIA .....	283
" ZEUXIDIA.....	285
" AMATHUSIA .....	288
" DISCOPHORA .....	294
" ENISPE.....	299
" ÆMONA .....	302
" THAUMANTIS.....	304
" STICHOPHTHALMA .....	308
" CLEROME .....	312
SUBFAMILY ACRÆINÆ .....	317
GENUS PAREBA .....	318
" TELCHINIA .....	319



Specs. 1629  
dt. 22/01/07

**SUBFAMILY II.—SATYRINÆ, Bates. (PLATES X to XVII INCLUSIVE.)**

*Satyrina*, Bates, Journ. Ent., vol. ii, p. 276 (1864); *Satyridæ*, Swainson, Cab. Cycl., pp. 86, 93 (1840); id., Westwood, Gen. D. L., p. 352 (1850-52).

"BODY, generally small and weak. HEAD, small. Eyes, naked, or hairy. Antenna generally short and slender, variable in the form of the club. Labial palpi very much compressed, more or less elongated and erect, and clothed in front [in the typical genera] with long porrected hairs. WINGS comparatively large, weak in structure, and generally ocellated on the underside. FOREWING, often with the nervures at the base swollen; the subcostal nervure with its branches free; the first and second emitted [except in *Ypthima* and *Ragadia*] before the anterior extremity of the discoidal cell, which is generally long and always closed. HINDWING with the discoidal cell closed, and not preceded by a prædiscoidal cell; the anal margin forming a gutter for the reception of the abdomen. FORELEGS, very small, those of the MALE brush-shaped, with exarticulate tarsi; and those of the FEMALE rather longer, more scaly, and with the tarsi articulated; claws of the HINDLEGS often bifid."

"LARVA, attenuated at the extremity of the body, and almost pisciform,\* tomentose,† terminated by two more or less prominent anal points; the head rounded, sometimes emarginate or bifid, or sometimes surmounted by two spines. Generally graminivorous. PUPA, short, cylindrical, not (or scarcely) angulated, and not gilt; suspended by the tail." (Westwood, l. c.)

"The *Satyrina* are found almost all over the globe, being very numerous in temperate climates; they are usually dull brown or blackish in colouration, occasionally with yellowish or white patches, and on the underside often ocellated and beautifully variegated. Their flight is usually weak and irregular, and they frequent low herbage; many species affect meadows and open grassy slopes, and a large number are found in woods and shady dells, often settling upon dead leaves, and in accordance with their sombre colouring seem less dependent on sunshine than the gaudy Butterflies are, being often seen on the wing on cloudy and even rainy days when no other Butterflies venture forth. They are distinguished typically by their elongate and very hairy palpi, but this feature is not constant throughout all the genera, as shown in the key which follows, and also by the want of a prædiscoidal cell in the hindwing; while the base of one or more of the nervures of the forewing is, in many genera, dilated. The caterpillars live almost entirely on grasses, and feed only during the night.

The *Satyrina* are connected on the one hand with *Euploea* through *Zethenia*, a very aberrant form; and on the other hand with *Elymnias* through *Melanitis* and *Parantirrhoea*. The arrangement of the genera here adopted differs from that in Kirby's Synonymic Catalogue, which appears to be founded on Horsfield's system published in 1857. It also differs from that of Butler's Catalogue of the *Satyridæ* in the British Museum, published in 1868, and from that of his "Essay towards an arrangement of the genera" published the same year in the *Entomologist's Monthly Magazine*, (vol. iv, p. 193). The primary characters on which the arrangement should be based are not easy to determine; the clothing of the palpi is probably the most important; on it the present arrangement is based, and to meet it genera are grouped together which exhibit divergencies in other characters; but after careful study of all the Indian genera, the grouping adopted appears to be the best approximation to the natural order.

\* PISCIFORM, fish-shaped.

† TOMENTOSE, woolly.

\*

## Key to the Indian Genera of SATYRINÆ.

- A. With the apex of the cell of the *hindwing* at, or close to, the origin of the second median branch, usually appearing as if the latter were a continuation of the lower disco-cellular nervule.\*
- a. With the palpi clothed in front with short dense *appressed* hairs.
- a<sup>1</sup>. With the costal nervure only of forewing scarcely perceptibly swollen at base ; the eyes naked.
- a<sup>2</sup>. The hindwing short ; rounded, without ocelli.
- V.—ZETHERA.
- δ<sup>2</sup>. The hindwing rather elongate, rounded, with ocelli on both sides.
- VI.—ANADEBIS.
- δ<sup>1</sup>. With the costal nervure of forewing perceptibly, the subcostal and median scarcely perceptibly swollen at the base ; the eyes naked.
- VII.—CÆLITES.
- δ. With the palpi clothed in front with moderate or rather short *perrect* hairs.
- a<sup>1</sup>. With the median and submedian nervures usually much swollen at base in addition to the costal nervure, but variable ; eyes of *Orsotriana* naked, of all others hairy : males with one or more scent-pouches on the wings.
- VIII.—MYCALESIS.\*
- δ<sup>1</sup>. With the costal nervure of forewing perceptibly, the subcostal and median scarcely perceptibly swollen at base.
- a<sup>2</sup>. The eyes naked ; the hindwing caudate ; of large size.
- IX.—NEORINA.
- δ<sup>2</sup>. The eyes hairy.
- a<sup>3</sup>. The hindwing usually angulate, often caudate ; the underside much variegated.
- X.—LETHE. \*
- XI.—ZOPHOSSA.
- XII.—NEOPH.
- δ<sup>3</sup>. The hindwing rounded or slightly quadrate ; the markings of the underside much the same as on the upperside.
- XIII.—ORINOMA.
- XIV.—RHAPHICERA.
- c<sup>1</sup>. With the costal nervure of forewing greatly, and the median slightly swollen at base. The eyes hairy.
- XV.—PARARGA.
- XVI.—AMECERA. †
- B. With the apex of the cell of the *hindwing* considerably beyond the origin of the second median branch, except in *Kagadia* ; the eyes in all naked.
- a. With the palpi clothed in front with long *perrect* hairs.
- a<sup>1</sup>. With the *costal* and *median* nervures of the forewing swollen at the base, except in *Aulocera*, and in many species of *Ypthima*, in which the swelling is scarcely perceptible in the median nervure.
- a<sup>2</sup>. With the abdominal margin of hindwing not incised, the outer margin scalloped.
- XVII.—HIPPARCHIA.
- δ<sup>3</sup>. With the nervures scarcely swollen at base ; otherwise as in *Hipparchia*.
- XVIII.—AULOCERA.
- c<sup>2</sup>. With the abdominal margin of hindwing incised ; the outer margin scalloped near anal angle.
- XIX.—EPINEPHLE.
- δ<sup>2</sup>. With the abdominal margin slightly incised ; the outer margin even. The second subcostal branch in the *forewing* originating beyond the cell.
- XX.—YPTHIMA.
- δ<sup>1</sup>. With only the costal nervure swollen at the base.
- a<sup>2</sup>. With the wings rather elongate, somewhat denuded of scales.

\* See separate keys to the subgenera of *Mycalesis* and *Lethe*, in which the variations which occur in the position of the apex of the cell in the hindwing are pointed out.

† The form of the cell in the hindwing of *Amecera* is almost identical with that of *Nissanga*, a subgenus of *Mycalesis* ; in both the origin of the second median nervule is beyond the apex of the cell.

α<sup>2</sup>. With the lower disco-cellular nervule in the hindwing close to the base of the wing; the second subcostal branch in the forewing originating beyond the cell.

XXI.—RAGADIA.

β<sup>2</sup>. Outer margin of forewing concave, of hindwing dentate and slightly caudate.

XXII.—ERITES.

γ<sup>2</sup>. Outer margin even or but slightly scalloped: discoidal cell narrow and elongate in both wings.

XXIII.—CENEIS.

δ<sup>2</sup>. With the wings broad and rounded; outer margin even or very slightly sinuate in hindwing.

α<sup>3</sup>. The costa of forewing much arched from the base.

XXIV.—EREBIA.

XXV.—CALLEREBIA.

β<sup>3</sup>. With no ocelli visible on the upperside, except by transparency; those of the underside prominent; inner margin of forewing shorter than in *Erebia*.

XXVI.—ZIPETES.

δ. With the palpi clothed in front with short dense appressed scaly hairs, and perceptibly tufted behind; the hindwing caudate; the nervures of forewing not swollen at base.

α<sup>1</sup>. With the submedian nervure of forewing reaching the hinder angle, and the first median branch reaching the outer margin considerably above it.

XXVII.—MELANITIS.

XXVIII.—HIPIO.

XXIX.—CYLLOGENES.

β<sup>1</sup>. With the submedian nervure of forewing short and curved, the first median branch terminating at the hinder angle.

XXX.—PARANTIRRHÆA.

The genera of the *Satyrina* are structurally very closely related to each other; but in addition to the structural distinctions noted above each genus exhibits a distinctive style of colouration and markings, which, though sometimes difficult to define, is generally unmistakable to the experienced eye; thus in *Mycæsis* the underside almost invariably has a straight transverse band across the middle of both wings, with a more or less prominent series of ocelli beyond it; in *Lethe* the basal area on the underside is usually either irregularly or not at all variegated; while in *Zophoessa* it is usually ornamented with straighter transverse lines; in *Hipparchia* and the allied groups the upper surface is usually brown, variegated with yellowish brown; in *Aulocera* the upper surface is black with a white transverse common stripe; in *Erebia* the upperside is dark brown, sometimes with ferruginous patches and an ocellus at apex of forewing; in *Ypthima* the upper surface is more uniform lighter brown, and the ocellus at the apex in it and in *Callerebia* is always bipupilled; and so on. Many of the genera comprise but a single species, such as *Anadebis*, *Orinoma*, *Cyllogenes* and *Parantirrhæa*; others again have only one representative within Indian limits, such as *Zethera*, *Pararge*, *Erites*, *Ceneis* and *Ragadia*, or only two or three, such as *Calites*, *Neorina*, *Rhaphicera* and *Zipetes*; the genera which contain the greatest number of species, such as *Mycæsis*, *Lethe*, and *Melanitis*, have been recently divided off into several groups, some of which depend, as in the case of the divisions of *Danais* and *Euplexa*, on the presence and position of scent-pouches and tufts of hair on the wings of the male insect. Some few of the genera are purely Indian; others are Asiatic and Malayan; and again others belong only to the Palearctic region, and occur within our limits only in the mountains on the north and west.

#### Genus 5.—ZETHERA, Felder. (PLATE XIV.)

*Zethera*, Felder, Neues Lep., p. 26, n. 61 (June, 1861); *Amechania*, Hewitson, Ex. Butt., vol. ii, pl. i (July, 1861).

“BODY rather large, quadrate; abdomen small and slender. *Eyes* small, smooth. *Palpi* long, densely clothed with scales throughout, pressed closely to the head, where they are clothed with long white hair. *ANTENNÆ* of moderate length, slender, very slightly

thickened towards the point, the articulations distinctly seen. FOREWING large; the costal margin arched, apex rounded, outer margin sinuated at the middle. *Costal nervure* reaching to beyond the middle of the wing; *subcostal nervure* with four branches, the first and second near together before the end of the discoidal cell, the third and fourth at a distance from the other two, equidistant from each other and the apex; *discoidal cell* short; *upper disco-cellular nervule* very short, inclining outwards; *middle disco-cellular* also short, somewhat longer than the upper, forming an obtuse angle with it; *lower disco-cellular* long, curved inwardly [in *Z. diademoides* it is nearly straight], four times the length of the other two together, united to the third branch of the median nervure at a distance from its base. HINDWING oblong circular; *præcostal nervure* curved inwardly; *costal nervure* joining the costal margin at half its length; *subcostal nervure* with its first branch arising at less than a third of the length of the wing; the *discoidal cell* short and broad; the *upper disco-cellular nervule* arising a little below the first branch from the subcostal nervure, short, inclining outwards, the lower three times its length, curved, joining the third median nervule [at or] a very little beyond its base. FORELEGS, short, robust; the *tibiæ* and *tarsi* equally thick, clothed with bristles. HINDLEGS long and slender; the *tibiæ* and *tarsi* slightly spined." (Hewitson, l. c.)

*Zethera* is a Malayan genus; only six species are known, of which four inhabit the Philippine islands, one the Celebes group, and one only is found within Indian limits, where it appears to be a local insect occurring only in Tenasserim, for it is not included in Butler's List of the Butterflies of Malacca (Trans. Linn. Soc., Zoology, second series, vol. i, p. 533, 1876), nor in Distant's "Rhopalocera Malayana." The species from the Celebes, *Z. incerta*, Hewitson, seems to mimic a *Danaïd*, but the Indian species, which is of a blackish-brown colour with white border spots, appears to mimic some *Euplaea*; it is distinguished by the large and very sharply defined character of the inner row of oval spots on the hindwing; and by having a double marginal series of spots as in many *Danaïd*. The genus is a very aberrant one, and though clearly belonging to the *Satyrina*, it lacks most of the prominent characteristics of that subfamily; none of the nervures are perceptibly swollen at the base, the palpi are not clothed with long porrect hairs, and there is no trace of ocellation on the under surface.

81. *Zethera diademoides*, Moore. (PLATE XIV, FIG. 33 ♂).

*Z. diademoides*, Moore, Proc. Zool. Soc. Lond., 1878, p. 824, pl. li, fig. 3.

HABITAT: Upper Tenasserim; Taoo, 3,000 to 5,000 feet; Moulai, 3,000 to 6,000 feet; Thoungyeen Forests.

EXPANSE: ♂, 3'0 to 3'2; ♀, 3'25 inches.

DESCRIPTION: "MALE and FEMALE: UPSIDE dark brown. *Forewing*, with a submarginal series of seven small bluish-white spots, which decrease in size to the costa; a marginal series of smaller less distinct spots, two between each nervule. *Hindwing*, with a series of six large broad oval spots, [that nearest the costa small, round, the next three rapidly increasing to the fourth, which is largest, the fifth and sixth decreasingly smaller, but still very large]; a submarginal series of small reversely triangular spots, and a marginal series of smaller narrow spots, the two latter series with two of these spots disposed between the nervules. UNDERSIDE, as above." (Moore, l. c.)

The type was described from a specimen taken by Limborg in the Expedition of 1876-77. Since then numerous specimens have been taken by Captain C. T. Bingham in the Thoungyeen forests, upper and lower, in March, April and May, and again in the autumn; the spots in these specimens are of a chalky-white, with no trace of bluish in the *forewing*; and on that wing there is usually a trace, sometimes very distinct, of the inner marginal row of spots completing the three series on both wings. The underside is paler and brighter brown, but the markings are identical. The oval spots on the hindwing vary much in size and shape.

The figure is drawn from a male specimen in Major Marshall's collection taken by Captain C. T. Bingham in April, 1880, in the Upper Thoungyemen forests in Upper Tenasserim, and shows both upper and undersides.

## Genus 6.—ANADEBIS, Butler. (PLATE XIV).

*Theope*, Moore, Horsfield and Moore, Cat. Lep. E. I. C., vol. i, p. 234 (1857), (name preoccupied);  
*Anadebis*, Butler, Ann. and Mag. of Nat. Hist., third series, vol. xix, p. 50 (1867).

"BODY, with the *thorax* short, hairy; the *head* hairy; the *antennæ* very slender, with scarcely perceptible club, about half the length of the forewing; the *palpi* elongate, erect; the *eyes* projecting, naked. FOREWING large, subtriangular; *costa* strongly arched; *apical angle* rounded; *outer margin* nearly straight; *anal angle* rounded; *inner margin* nearly straight. HINDWING broadly ovate; *costa* nearly straight; *apical angle* rounded; *outer margin* slightly scalloped; *anal angle* slightly rounded. *Nervures* of wing scarcely swollen at base; *neuration* almost identical with that of *Lethe*." (Butler, l. c.)

Moore, in his Catalogue of the Lepidoptera in the East India Museum, placed the type species as *Mycalesis*?, stating that it "may be separated under the generic name of *Theope*." Butler, in redescribing the genus, notes as follows: "This genus must be placed next to *Neorina*, Westwood, from which it principally differs in the form of the antennæ and the disco-cellular nervules [p. 51]. Although it has somewhat of the appearance of *Mycalesis*, it is totally distinct from it, and is much more nearly allied to *Debis* [= *Lethe*]; in fact the *neuration* is almost identical with that of the latter genus; but the great size of the typical species, its clubless antennæ, naked eyes, and erect palpi at once distinguish it. In some respects this form seems to be nearly allied to *Amechania*, Hewitson [= *Zethera*, Felder] which should, I think, be placed between it and the genus *Orinoma*, Doubleday." (Butler, l. c., p. 50). There is apparently no structural feature by which it can be separated from *Zethera*, except the form of the wings, and as the clothing of the palpi differs from that of *Mycalesis*, *Neorina* and *Lethe*, being further removed from the typical genera of *Satyrina* in this feature, its proper place would be, as we have placed it, next to *Zethera*, and before *Mycalesis*, especially as in style of markings, both it and the following genus *Calites* present more of the appearance of *Mycalesis* than do either *Neorina* or *Lethe*.

Only a single species is comprised in this genus, which inhabits the north-east corner of India.

82. *Anadebis himachala*, Moore. (PLATE XIV, FIG. 35 ♀).

*Mycalesis* (?) *himachala*, Moore, Horsfield and Moore, Cat. Lep. E. I. C., vol. i, p. 234, n. 503 (1857);  
*Neorina sita*, Felder, Wien. Ent. Monatsch., vol. iii, p. 403, n. 45 (1859); *Ethepe himachala*, Moore, Proc. Zool. Soc. Lond., 1865, p. 770; *Anadebis himachala*, Butler, Ann. and Mag. of Nat. Hist., third series, vol. xix, p. 51, pl. ii, fig. 1 (1867).

HABITAT: North-East India.

EXPANSE: 2.75 to 3.6 inches.

DESCRIPTION: "UPPERSIDE deep brown, broadly paler along outer margins. Forewing with six, and hindwing with five ocelli; marginal line deep brown. UNDERSIDE as above, but the hindwing with six ocelli, the anterior ocellus large, and the posterior with two white dots." (Moore, l. c.). The ocelli are large and contiguous, black with a prominent white pupil ringed with yellowish, then with dark brown, then with yellowish again; beyond them is a narrow edging of the dark brown ground, and beyond that a dark brown submarginal line, bordered on either side with yellowish, the extreme margin being again dark brown. The posterior ocellus of the hindwing is bipupilled both on the upper and undersides. On the UNDERSIDE the yellowish exterior lines are replaced by whitish lines, and the anterior ocellus of the hindwing is placed back out of line and is much larger than any of the others. The FEMALE is slightly larger than the male, paler, especially towards the apex of the forewing, where there is, in some specimens, an additional small ocellus between the last subcostal nervule and the termination of the costal nervule; and distinctly shows the anterior ocellus of the hindwing on the upperside.

*A. himachala* is found in Sikkim, Assam, the Khasi Hills, Sylhet, and Cachar; but we have no record as yet of its capture in Burma. It is common in the autumn, and probably at other seasons. Mr. Wood-Mason took it commonly in Cachar in May, July, and August.

The figure is taken from a female specimen in the Indian Museum, Calcutta, from Sibesar, and shows both the upper and undersides.

## Genus 7.—CÆLITES, Westwood. (PLATE XIII).

*Cœlites*, Westwood, Gen. D.L., p. 367 (1851); id., Distant, Rhop. Malay., p. 45 (1882).

“BODY slender, finely hairy. WINGS large. FOREWING subconcave. HINDWING regularly oval, ocellated beneath, both wings very slightly scalloped. HEAD moderate-sized, finely hairy; eyes naked; palpi rather small, very compressed, clothed with short scaly hairs, elevated obliquely, but not reaching the level of the top of the eyes, and porrected to a little distance in front of the face; middle joint without a dorsal tuft; terminal joint minute, oval; antennæ scarcely more than one-third of the length of the forewing, slightly curved, very slender; gradually, but very slightly, thickened to the tip, forming a very long club but little thicker than the rest of the antennæ, composed of short, scarcely distinct joints, of nearly equal length throughout; thorax oval, finely hairy. FOREWING large, triangular-ovate; costal margin moderately curved; apical angle rounded; outer margin more than two-thirds the length of the costal, slightly emarginate, and very slightly scalloped; hinder angle rounded; inner margin about equal to the costal, nearly straight; costal nervure strongly swollen for some distance at the base, extending to the costa opposite the extremity of the discoidal cell; subcostal nervure with its first and second branches arising at some distance before the anterior extremity of the cell; third branch arising at about one-fourth of the distance between the cell and the tip of the wing; fourth branch arising about half way between the cell and the tip, uniting with the costa before the tip, the terminal part of the nervure extending to the tip; upper disco-cellular arising rather beyond the middle of the wing, very short, transverse; middle disco-cellular much longer, slightly curved, and directed obliquely towards the base of the wing; lower disco-cellular longer than the middle one, rather angulated at the base, the lower part slightly oblique and directed to the outer margin, uniting with the third branch of the median nervure at a considerable distance from its origin; this third branch being slightly angulated at the place of junction, beyond which it is regularly curved. First branch of the median nervure arising nearer the base of the wing than usual. HINDWING regularly oval; costal margin curved; outer margin slightly scalloped; subcostal nervure branching at a considerable distance from the base; upper disco-cellular short, curved, forming the base of the discoidal nervure; lower disco-cellular much longer, straight, oblique, terminating the narrow discoidal cell at the middle of the wing in an acute angle by its union with the median nervure exactly at the origin of its third branch, which is slightly curved. FORELEGS of the MALE very minute, feathered; coxa elongated; femur shorter than the coxa, rather thickened at the tip; tibia much shorter than the femur, very hairy; tarsus extremely short, almost continuous with the tibia, apparently two-jointed; the terminal joint being scarcely visible under a lens.”

“The elongate form, the somewhat concave outer margin of the forewing, and the very slightly scalloped margins of both wings are the most evident distinctions of this genus.” (Westwood, l. c.)

*Cœlites* is an Indo-Malayan genus, of which only four species and one local subspecies have been described—one is supposed to be confined to north-east India, but the locality is doubtful; another inhabits Burma, extending to Sumatra and Borneo; a third is found in Borneo, with a local subspecies in Malacca; and the fourth in the Celebes group. The two Indian species are very rare, and are both distinguished by a brilliant purple gloss on the basal area of the upperside of both wings.

Key to the Indian species of *Cœlites*.

- A. Both wings elongate, with the basal area of the upperside glossed with brilliant shining purple.
- a. Forewing with the outer margin slightly concave; hindwing with the outer margin almost even.
    83. *C. NOTHIS*, N.-E. India.
  - b. Forewing with the apex more falcate, the outer margin more concave; hindwing angulated at the middle of the outer margin.
    84. *C. EPIMENTHIA*, Burma.

The arrangement of the ocelli in this genus is analogous to that in *Mycalesis*, but the elongate wings and the brilliant purple gloss on the upperside distinguish the species from

all other Indian *Satyrina* at a glance; the only approach to this colouration being in the male of *Lethe scanda*. Some of the species of *Lethe*, including *L. scanda*, have in the males a tuft of hairs on the upperside of the hindwing below the median nervure at the origin of the second median nervule; a similar tuft is also present in the male of *Calites epiminthia*, but it is placed on the submedian nervure; thus showing a further analogy between these genera.

### 83. *Calites nothis*, Doubleday and Hewitson.

*C. nothis*, Doubleday and Hewitson, Gen. D. L., p. 368, pl. lxxvi, fig. 2 (1851).

HABITAT: East India.

EXPANSE: 3 inches.

DESCRIPTION: UPPERSIDE: *Both wings* rich brown, the costa of *forewing* and the outer margins of *both wings* paler; the basal two-thirds brilliantly shot with purple. *Forewing* with two marginal dark brown lines; *hindwing* with two similar lines, but wider apart, and enclosing a band of a lighter colour than the ground. (Described from the figure in the Gen. D. L.) "On the UNDERSIDE the basal half of the wings is dark brown, the apical [outer] half paler, with a pinkish gloss, with several slender brown streaks, parallel with the apical [outer] margin. The *hindwing* is much darker brown than the *forewing*, and is marked with five ocelli varying in size, the second and the outer one being the largest; they are black, with a minute white pupil, and a fulvous iris surrounded by a narrow brown circle." (Westwood, l. c.)

Westwood founded the genus *Calites* upon "a single male, not in the best condition." In his figure, however, and also in the description no mention is made of the very conspicuous patch of black hairs and scales on the abdominal margin of the upperside of the hindwing which is present in the male specimen of *C. epiminthia* we possess, and which is probably a male sexual character of insects of this genus; if this be the case the specimen of *C. nothis*, figured and described by him, is a female and not a male as stated. We have never seen a specimen of this rare Butterfly; and it is possible that it may not be Indian after all. "East India," the locality given in the original description, embraces a very large area, and might possibly have included Malayana and the Malay archipelago.

### 84. *Calites epiminthia*, Westwood. (PLATE XIII, FIG. 31 ♂).

*C. epiminthia*, Westwood, Gen. D. L., p. 368, n. 2 (1851).

HABITAT: Moulmein, Meplay Valley, Upper Tenasserim; Sumatra; Borneo.

EXPANSE: 3 inches.

DESCRIPTION: "Coloured similarly to the preceding [*C. nothis*], *forewing* more falcate; *hindwing* angulated in the middle of the outer margin." (Westwood, l. c.)

The male and female specimens of *C. epiminthia* which we have seen differ from the description and figure of *C. nothis* in the *forewing* being less broad, the apex more produced and falcate, and the outer margin more concave; the *hindwing* is also produced into a very short tail at the third median nervule. There is only one marginal line on the UPPERSIDE of *both wings* (in *C. nothis* there are two), which is nearer the margin than in the latter species, and on the *hindwing* it is not bordered on both sides with dull ferruginous. The *hindwing* also bears on the submedian nervure a conspicuous elongate patch of deep black hairs and scales. UNDERSIDE dark brown; *both wings* crossed by a pale violet band, commencing near the costa on the *forewing*, and crossing the wing beyond the cell; on the *hindwing* it passes through the outer extremity of the cell, and does not reach the abdominal margin. The outer margin of *both wings* is defined by a dark fine line, within which are two similar equidistant lines. On the *forewing* within the marginal lines there is a broad band of pale violet. *Hindwing* with five equal-sized submarginal ocelli placed on a pale violet band. The ocelli are black, with white oblique linear pupils surrounded with a ferruginous, and then a brown ring. FEMALE: UPPERSIDE similar to the male, but having a conspicuous subapical lavender band on the *forewing* curving from the costa to the outer margin, along which it is continued till it gradually disappears on the outer margin of the *hindwing*.

The patch of black hairs on the upperside of the forewing near the abdominal margin in the male is of course absent. UNDERSIDE similar to the male, but the outer violet band extends to the margin beyond the marginal lines, and the third ocellus on the hindwing is decidedly smaller than the others.

Butler in the Cat. Lep. B. M., *Satyridæ*, p. III (1868), referring to *C. vicinus*, Felder, from the Celebes, says: "In *C. epiminthia* there are five ocelli in the forewing, the second and fifth largest, the third smallest; in the hindwing there are also five, the first and last larger. None of the ocelli could, strictly speaking, be described as black; they are olivaceous, with a yellow iris, edged outwardly with dark brown, and they have a diagonal white pupil irrorated with black atoms; these ocelli, moreover, all stand upon a pale violet ground." In making these remarks Butler has evidently misapplied the name *C. epiminthia*, for, as described by Westwood, neither that species nor *C. nothis* have any trace of ocelli on the underside of the forewing; and we have specimens of *C. epiminthia* agreeing with the original description.

Several males of this rare Butterfly were taken by Captain C. H. E. Adamson in the neighbourhood of Moulmein in October, one of which has been sent to us, and Captain C. T. Bingham took a single female in the Meplay valley, also in Upper Tenasserim, in October. Besides these we have no other records of its capture.

The figure is taken from a male specimen from Moulmein, in the collection of Major Marshall, and shows both the upper and undersides.

An allied species, which is considered to be a local subspecies of *C. euptychioides*, Felder (from Borneo), has been described from Malacca by Butler under the name of *C. humilis*;<sup>\*</sup> it differs from both the Indian species in the absence of the purple shot on the upperside, and in the presence of an ocellus on the forewing on the underside.

#### Genus 8.—MYCALESIS, Hübner. (PLATE XVI).

*Mycalesis*, Hübner, Verz. bek. Schmett., p. 54 (1816); id., Westwood, Gen. D. L., p. 392 (1851).

"BODY slender, finely hairy. WINGS rather large, plainly and uniformly coloured, those of the MALE generally with a tuft of hairs on the upperside. HEAD rather small; with a small conical tuft of hairs in front. EYES naked [or hairy†] prominent. ANTENNÆ scarcely half the length of the forewing, very slender; joints scarcely distinct, terminated by a long but very slender club. PALPI porrected obliquely; the tip elevated rather above the level of the top of the eyes, and advanced in front rather farther than the length of the head, very slender; the first and middle joints sparingly clothed beneath with long, porrect, delicate bristles; the middle of the second joint also clothed on the back with a tuft of short hairs; terminal joint very slender, acute at the tip, short, and scarcely setose. THORAX rather small, rather compressed, and very convex. ABDOMEN slender. FOREWING with the costal margin strongly arched; apex rounded; outer margin varying from slightly convex to slightly concave, entire, about three-fifths of the length of the costal; inner margin about one-fourth longer than the outer, rather dilated in the MALE. Costal nervure strongly dilated at the base; subcostal nervure with the first and second branches arising before the anterior extremity of the discoidal cell, which extends to the middle of the wing; upper disco-cellular very minute; middle one longer, curved, rather obliquely directed towards the base of the wing; outer disco-cellular much longer, strongly arched, united with the third branch of the median nervure at a short distance from its origin. In the species in which the base of the median nervure is not swollen, the space between its first and second branches is much longer than usual, the

<sup>\*</sup> *Calites humilis*, Butler, Ann. and Mag. of Nat. Hist., third series, vol. xx, p. 403, pl. viii, fig. 8, and pl. ix, fig. 2 (1867), female; *C. euptychioides*, var. *humilis*, Distant, Rhop. Malay., p. 45, fig. 15 (1882), female. HABITAT: Ayerpanas, Malacca. EXPANSE: 3.06 inches. DESCRIPTION: "FEMALE: UPPERSIDE swarthy, the external area of the forewing a little darker, of the hindwing paler, with an obscure marginal line; hindwing with a very indistinct subanal blind ocellus, circled with pale ochraceous; the inner margin paler. Body swarthy; Antennæ ferruginous. UNDERSIDE paler ochraceous, with a wide median band, and another submarginal bearing ocelli, violet; a cloudy discal band swarthy; two distinct irregular marginal lines, swarthy; forewing with a small subapical ocellus; hindwing with five, the third and fourth small, the fifth large, all black, banded with yellow and beyond that with swarthy and minutely papilled with white; body ochraceous." (Butler, l.c.)

† The eyes of the typical African species of *Mycalesis* are naked, but they are hairy in most of the Indian species; see key to the groups.

space between the base of the wing and the first branch being proportionately shortened; in others the base of this nervure is swollen, and the space between the first and second branches as short as usual; *submedian* nervure simple, and curved at the base in some species, which have a slit enclosing a tuft of hairs opposite the origin of the first median nervure; but greatly swollen at the base in other species which have not this slit,\* the tuft of hairs in these being placed on the upper surface of the hindwing. **HINDWING** with the costal nervure extending about two-thirds of the length of the costa; *subcostal* nervure arising opposite the origin of the precostal, its branch arising at a considerable distance from its base; the *disco-cellular* nervules forming a nearly continuous, rather obliquely transverse, termination to the discoidal cell, uniting with the median nervure exactly at, or a little beyond, the origin of its third branch; the *discoidal cell* in some species bears along its outer edge a tuft of long pale hairs, whilst in others it is more generally clothed with numerous shorter hairs; *outer margin* slightly scalloped. **FORELEGS** of the **MALE** small; *femur* clothed with scaly hairs, slender, as long as the tibia and tarsus, which are thickly clothed with short hairs. **FORELEGS** of the **FEMALE** much longer, slender; *tibia* rather shorter than the femur or tarsus, which latter is articulated, the articulations armed with short spines beneath; the tips destitute of claws. *Four hindlegs* rather long and slender, scaly, destitute of hairs, and with only a few very small spines on the sides of the tibiae beneath; the tarsi almost destitute of spines, and thickly squamose; the scales hiding the terminal claws."

"The species of *Mycalesis* are distinguished by their uniform dull colours, being generally either black or brown, occasionally varied by a single large eye-like spot on the forewing, with a few ocelli near the outer margin of the hindwing. On the underside they are often marked with a pale slender oblique bar running across both wings, with the ocelli larger, and often elegantly tinged with silver." (*Doubleday*, l. c.)

**LARVA** and **PUPA** unknown.

The species present numerous structural differences though maintaining the same general type and style of markings. The African species appear to form a distinct group; and recently Mr. F. Moore (*Trans. Ent. Soc. Lond.*, 1880, p. 155), has divided the Asiatic species into no less than twenty-three distinct genera, of which twelve are represented in India; these divisions, if accepted, must be carried still further as will be seen further on; but as some of the structural features common to both sexes on which reliance is placed in separating the groups, vary in aspect in the sexes of the same species, it is clear that they can only be accepted as generic differences with reservation. The divisions as usual rest chiefly on the structure of the male insect, and especially on the presence and position of the sexual scent-pouches or glands, and the tufts of hair which usually accompany them, and so far as these features go the divisions are more satisfactory. The Indian species of *Mycalesis* come under the following groups:—

#### Key to the Indian Groups of *Mycalesis*.

- A. Males with a glandular pouch and tuft on both wings.
- α. Males with the pouch and tuft on *hindwing* near to the subcostal nervure, and overlapped by the forewing. The eyes hairy. The costal, median, and submedian nervures of forewing much swollen at base.
- α<sup>1</sup>. With a glandular patch of raised scales on the middle of the submedian nervure of the *forewing* partly covered by a tuft of long fine hairs.
- α<sup>2</sup>. With the first subcostal nervule of *hindwing* of male much curved upwards at base, then straight; the second very concave from base of first to end of cell.
- I. VIRAPA.
- β<sup>2</sup>. With the first subcostal nervule of hindwing of male swollen at base and covered on upperside by a tuft of hairs.
- II. GARERIS.
- β<sup>3</sup>. With a slight tuft, but no perceptible patch of raised scales on the submedian nervure of *forewing* beyond the swollen base. The first subcostal nervule of hindwing in male not curved at base; the second concave at base and much swollen beneath between base of first and end of cell.
- III. SADARGA.

\* And in some also which have it; see VIRAPA, GARERIS and SADARGA.

- δ. Males with no erectile tuft on *hindwing* near subcostal nervure; but with two recumbent tufts along median nervure on either side. Eyes naked. The costal nervure only swollen at base in forewing.

## IV. ORSOTRIENA.

- B. Males with a glandular pouch and tuft on hindwing only, near to the subcostal nervure and overlapped by the forewing.

- a. With the first subcostal nervule in hindwing emitted some distance before end of the cell.

- a<sup>1</sup>. With the second median nervule in hindwing emitted at end of the cell.

- a<sup>2</sup>. The disco-cellular nervules of forewing very concave; forewing with a tuft of hairs at base of costa overlaying the swollen costa nervure.

## V. CALYSISME.

- δ<sup>2</sup>. The disco-cellular nervules of forewing straight; with the hairs at base of costa short, and not overlaying the swollen costal nervure.

## VI. TELINGA.

- c<sup>2</sup>. The forewing broad and short; the outer margin convex.

## VII. PACHAMA.

- δ<sup>1</sup>. With the second median nervule in hindwing emitted some distance before end of the cell.

- a<sup>1</sup>. The forewing elongate; the outer margin concave.

## VIII. CULAPA.

- δ. With the first subcostal nervule in hindwing emitted immediately before the end of the cell; the second median from *before* the end of the cell.

## IX. KABANDA.

- c. With the first subcostal nervule in hindwing emitted at the end of the cell.

- a<sup>1</sup>. With the second median nervule in hindwing emitted *at* the end of the cell.

## X. SAMANTA.

- δ<sup>1</sup>. With the second median nervule emitted from some distance *beyond* the end of the cell.

## XI. NISSANGA.

- C. Males with two glandular patches and tufts on the hindwing, placed one near the subcostal nervure and overlapped by the forewing, the other on the submedian nervure.

## XII. LOESA.

The foregoing table represents the structural features which define the groups. *Orsotriena* is very distinct and perhaps worthy of separate generic rank, so also to a lesser degree are *Virapa*, *Nissanga*, and *Loesa*; but the structural distinctions among the others are comparatively unimportant. In addition to the structural features there are also in many cases different types of colouration which run through the groups, and which are detailed further on.

These are in their habits perhaps the most sedentary of all the diurnal Lepidoptera. They frequent thick herbage in shady places, and rest frequently on the undersides of leaves, seldom taking flight unless disturbed except towards evening, so much so that to secure specimens it is often necessary to beat the bushes to discover them. Upwards of a hundred species have been described, of which some are African and the remainder are spread through Eastern Asia and the Malay Archipelago, extending to Japan, New Guinea, and Australia; a few are found in the valleys of the North-West Himalaya, extending into the mountains of Kashmir and throughout peninsular India and Ceylon in suitable localities, but to the westward of Kashmir they are unknown or unrecorded as yet, in Asia or Europe.

---

*First Group.*—VIRAPA: "Forewing, with costa arched in the middle, apex convex, exterior margin oblique and even, posterior angle acute; costal, subcostal, and median nervures swollen at the base, first subcostal branch emitted immediately before end of the cell, disco-cellulars bent inward at their middle, radials from upper near the cell. MALE with a glandular patch of raised scales on the middle of submedian nervure, the patch being partially covered by a tuft of long fine hairs exerted outward from each side of the nervure. *Hindwing*

oval, exterior margin convex; first subcostal in MALE much curved upward at the base and thence straight to apex, emitted at more than half distance before end of the cell, second very concave from base of first to end of the cell, upper disco-cellular outwardly convex, lower straight and oblique, radial from their middle; two upper median branches emitted at some distance beyond end of the cell. MALE with a tuft of fine long hairs exerted over a glandular patch at end of subcostal nervure. Antennæ with a well-formed slender club. Palpi uniformly pilose beneath to tip. Eyes very slightly hairy." (*Moore*, Trans. Ent. Soc. Lond., 1880, p. 155).

This group contains only two species, both Indian—the one confined to the Andaman islands, the other inhabiting south India and re-appearing in a somewhat modified form in north-east India and Burma. Both species are dark brown above, with a conspicuous white subapical bar on the forewing; this latter character distinguishes them at once from the other groups.

### Key to the Species of *Virapa*.

A. Males with a glandular pouch and tuft on both wings.

*a*. *a*<sup>1</sup>. *a*<sup>2</sup>. With a white subapical bar on the forewing.

*a*<sup>3</sup>. With a large ocellus on the upperside of the forewing

85. *M. (Virapa) RADZA*, South Andamans.

*a*<sup>2</sup>. With no ocelli on the upperside, except faint indications in some specimens of the ocelli of the underside showing through.

86. *M. (Virapa) ANAXIAS*, South and North-East India, Burma.

In describing *M. anaxias*, Hewitson noted as follows: "I have retained this species in the genus *Mycalesis*, although the first disco-cellular nervule of the *hindwing* is very singularly placed, taking its rise from the subcostal nervure near the base of the wing, and, instead of crossing the wing transversely or obliquely, running down longitudinally, until it meets the second disco-cellular nervule at the usual place." The type specimen was from the Nilgiris, but no specimen that we have examined from that or any other locality presents this feature, nor does Moore in the description of his genus *Virapa* notice it; the nearest approach to it is in the species described further on as *M. anaxioides*, though even in this the first disco-cellular nervule takes its rise, not from near the base of the wing, but from immediately beyond the first subcostal branch. It is the subcostal nervure in the male only of *M. anaxias* which, immediately after giving off its first branch, suddenly bows inwards, and then runs "down longitudinally until it meets the" first, not "second disco-cellular nervule."

### 85. *Mycalesis radza*, Moore.

*M. radza*, Moore, Proc. Zool. Soc. Lond., 1877, p. 583, pl. lviii, fig. 2, male; *Virapa radza*, id., Trans. Ent. Soc. Lond., 1880, p. 156.

HABITAT: South Andamans (Port Blair).

EXPANSE: ♂, 1.9; ♀, 2.1 inches.

DESCRIPTION: "MALE: UPPERSIDE dark brown. *Forewing* with a narrow, oblique, subapical white band, below which is a large black ocellus with ochreous outer ring and a white central spot. *Hindwing* with a smaller and less distinct ocellus near middle of outer margin. UNDERSIDE brown. *Forewing* with a more prominent white oblique band and lower ocellus, two small geminate ocelli between the white band and apex. *Hindwing* with an outer series of seven prominent ocelli, enclosed within a narrow purple wavy line, the three upper and seventh ocelli small, fourth and sixth larger, the fifth largest. Nearest allied to *M. anaxias*." (*Moore*, l. c.) FEMALE: Larger, and lighter coloured above and below. The subapical band of the *forewing* twice as wide and a purer white, with the posterior subapical ocellus of the *forewing* and the fifth ocellus from the apex of the *hindwing* showing through indistinctly by transparency. UNDERSIDE with a prominent white continuous irregular band commencing at the seventh minute anal ocellus of the *hindwing*, and joining the subapical band on the *forewing*, this band being placed behind the series of ocelli on both wings, its inner margin sharply defined, its outer much diffused, widest above the third median nervule of the *hindwing*, very narrow on the *forewing*. There is a slight indication of this band in the male.

This species has only as yet been taken in the vicinity of Port Blair in the South Andamans in May, July and August. Though closely allied to *M. anaxias*, it appears to be a distinct species, differing in its smaller size and in the narrower, better defined character of the white subapical band, especially on the underside, where in *M. anaxias* the band extends towards the apex by suffusion with the brown ground.

86. ***Mycalesis anaxias***. Hewitson. (PLATE XVI, FIG. 54 ♂).

*M. anaxias*, Hewitson, Ex. Butt., vol. iii, *Mycalesis* pl. iv, figs. 25, 26 (1862), male; *Virapa anaxias*, Moore, Trans. Ent. Soc. Lond., 1880, p. 156.

HABITAT: Nilgiris, Trevandrum, Travancore, Sikkim, Assam, Naga Hills, Khasi Hills, Upper Tenasserim.

EXPANSE: ♂, 2'1; ♀, 2'4 inches.

DESCRIPTION: "MALE: UPPERSIDE brown. *Forewing* crossed near the apex by an oblique band of white. *UNDERSIDE*, dark brown from the base to beyond the middle (its border on the forewing angular), followed by a broad margin clouded with lilac and grey, and rufous brown; traversed by three lines of dark brown: the *cilia* lilac. *Forewing* with the white band as above, and three small ocelli, two above, one below the band. *Hindwing* with five ocelli, all black, with white pupils, the iris rufous and indistinct." (Hewitson, l. c.). The FEMALE differs from the male in its larger size, broader and more rounded forewing and paler colouration, in consequence of which the ocelli of the underside not unfrequently show through on the upperside. The ocellation of the underside varies greatly in this species, being most developed in Nilgiri specimens, in some of which the hindwing bears seven ocelli, as in *M. radxa*, the fifth ocellus is considerably the largest, the first and sixth about half the size, the rest smaller; the fourth ocellus has the largest white pupil, which remains as a white dot in specimens where some of the ocelli are obsolete. In specimens from Tenasserim the white subapical band is as narrow on the upperside as in *M. radxa*, but on the underside only appearing as a cloudy white border to the sharply defined deep brown ground; the ocelli too are almost entirely obsolete in the male, the first, fifth, sixth and seventh being visible on the *hindwing* as minute ocelli; the rest including those on the forewing only as very small whitish dots. In the female the ocelli are prominent, but differ somewhat in their proportions from those of Nilgiri specimens, those on the hindwing increasing regularly from the second to the fifth and decreasing to the seventh.

*M. anaxias* was taken by Limborg in Upper Tenasserim at 3,000 to 6,000 feet elevation. Captain C. T. Bingham took it in the Donat Range in the same locality in January and October, and Mr. Harold Fergusson has taken it in the Ashambo Hills, Travancore, not uncommonly in March and May at 3,000 to 4,000 feet elevation. It is apparently found only in hilly country.

The figure shows the upper and undersides of a male specimen from Sikkim taken by Mr. de Nicéville in October at 2,000 feet elevation, and now in the Indian Museum, Calcutta.

The next species should, if these groups are to be recognised as generically separate, form the type of a new genus; in colouring it is almost identical with Tenasserim specimens of *M. anaxias*, but the wings are altogether broader and more rounded; in the forewing the costa is comparatively shorter and much more arched, the apex is much more obtuse with a tendency to become acuminate, the exterior margin is convex and nearly erect instead of being straight and oblique, the tuft of hairs over the glandular pouch on the upperside of the forewing is light brown and placed above the submedian nervure, whereas in *M. anaxias* it is black and placed on the nervure lying along it. Further the neuration of the hindwing is widely different; in *M. anaxias* the upper disco-cellular nervule is short, connecting the radial at once with the subcostal at a considerable distance beyond the origin of the first subcostal branch, while in *M. anaxioides* the upper disco-cellular is projected backwards from the base of the radial for some distance, then curving sharply round upwards it joins the subcostal just in advance of the origin of the first branch.

87. *Mycalesis anaxioides*, Marshall, n. sp.

HABITAT: Upper Tenasserim.

EXPANSE: ♂, 2·1 to 2·4; ♀, 2·5 inches.

DESCRIPTION: MALE almost identical in colour and markings with Tenasserim specimens of *M. anaxias*, but with the border on the UNDERSIDE duller, lacking the decided lilac and yellowish tints. The seven ocelli of the *hindwing* present, but all minute; a single, very small, ocellus on the *forewing* above the second median nervule, and above that a series of three or four equally small black dots representing obsolete ocelli; in *M. anaxias* these dots are white, not black. The FEMALE differs from the male in being paler coloured above and below, and the subapical band on the upperside of the *forewing* twice as wide. UNDERSIDE with the ocelli of the *hindwing* twice as large as in the male, though they are still small, those on the *forewing* also are more numerous and larger.

Captain C. T. Bingham took two males of this new species in the lower Thoungyeen forests in Upper Tenasserim in May, and one male and a female in March. It appears to affect lower elevations than does *M. anaxias*, but nothing beyond the record of these captures is known of it.

*Second Group.*—GARERIS: "*Wings* broader than in *Virapa*. *Forewing* more angular at apex, the costa much more arched, venation of MALE and the glandular patch of raised scales and tuft similar. *Hindwing* with the first subcostal branch in the MALE swollen beneath at its base above the cell, and covered on the upperside by a tuft of hair; the two upper median branches emitted from end of the cell. Eyes hairy." (Moore, Trans. Ent. Soc. Lond., 1880, p. 156).

## Key to the Indian Species of Gareris.

A. a. a<sup>1</sup>. ♂♂. Upperside of *forewing* with a large lower, and one or three smaller upper ocelli.

a<sup>2</sup>. Underside of both wings with complete series of perfect submarginal ocelli.

88. *M. (Gareris) gopa*, Sikkim.

♂♂. Underside of both wings with incomplete series of rudimentary ocelli.

89. *M. (Gareris) sanatana*, Kulu, Sikkim, Upper Burma, Tenasserim.

This group contains four species only; one (*M. francisca*, Cramer) occurs in China, another (*M. perdicias*, Hewitson) is found in Shanghai and Japan. In both the Indian species the median band on the underside is outwardly bordered with pale violet.

88. *Mycalesis gopa*, Felder.

*M. gopa*, Felder, Reise. Nov., Lep., vol. iii, p. 501, n. 869 (1867); Butler, Cat. Lep. B. M., *Satyridæ*, p. 140, n. 57 (1868); *Gareris gopa*, Moore, Trans. Ent. Soc. Lond., 1880, p. 157.

HABITAT: Sikkim.

EXPANSE: 2·2 inches.

DESCRIPTION: "MALE: UPPERSIDE fuscous. *Forewing* with a tuft of fuscous hairs above an internal black tuft; a small subapical ocellus [sometimes with a smaller one above and below it and touching], and another rather large between the first median branches, black, pupilled with white, obsoletely encircled more palely than the ground-colour. *Hindwing* with the external margin paler and divided by a [two] wavy fuscous streak [s]. UNDERSIDE paler, powdered with ochraceous, especially on the paler external margin, which is divided by two fuscous streaks (the inner of which in the *forewing* is well drawn back), a fuscous basal streak twice bent in the *hindwing*, a streak beyond the middle slender, deeply fuscous, margined outwardly with lilac. *Forewing* with five [or six] black white-pupilled ocelli, circled with ochraceous brown and widely bordered with fuscous, the uppermost, third and fourth minute, the second larger, the lowest large. *Hindwing* with seven ocelli of the same colour in a series nearly parallel to the margin, the second and third smallest of all, the uppermost, fourth and sixth medium sized, the fifth rather large." (Felder, l. c.). The female is coloured and marked like the male, differing only in the presence occasionally (not always) of a subanal ocellus on the upperside of the *hindwing*; and also in lacking the glandular pouches and tufts.

*M. gopa* is a rare Butterfly; it has only hitherto been found in Sikkim. Col. Lang's collection contains several specimens of both sexes taken by Dr. Jerdon, Mr. de Nicéville took a single male specimen at about 3,000 feet elevation in October, and Mr. Otto Möller has recently taken several specimens in the neighbourhood of Darjiling in the same month.

89. *Mycalesis sanatana*, Moore.

*M. sanatana*, Moore, Horsfield and Moore, Cat. Lep. E. I. C., vol. i, p. 231, n. 489 (1857); *Gareris sanatana*, Moore, Trans. Ent. Soc. Lond., 1880, p. 156.

HABITAT: Kulu, Sikkim, Khasi Hills, Upper Burma, Tenasserim.

EXPANSE: 2 to 2½ inches.

DESCRIPTION: "UPPERSIDE brown. *Forewing* with a large lower and a smaller upper eye-spot, the latter with a minute one above and below it. UNDERSIDE ochreous-brown; the series of spots white." (Moore, l. c.)

In the Indian Museum, Calcutta, are numerous specimens of a *Mycalesis* of this group from Kulu, Sikkim, Upper Burma (Yunan Expedition), and Tenasserim, which agree as far as it goes with the meagre description above. DESCRIPTION: UPPERSIDE brown, with the outer margin of both wings paler and slightly greenish; *Forewing* with one, and *hindwing* with two, darker anteciliary lines. *Forewing* with a large black ocellus filling the first median interspace, white-pupilled and with a fulvous iris. A smaller similar ocellus filling the interspace between the subcostal nervure and upper discoidal nervule, in some specimens with two slightly smaller contiguous ocelli in the interspaces immediately above and below it. *Hindwing* unspotted. UNDERSIDE: Both wings of an obscure greenish-brown colour, crossed beyond their middle by a common dark brown band, not quite reaching the costa in the *forewing*, and in which wing it is slightly bent inwards near the costa, nor the abdominal margin in the *hindwing*. This band is outwardly margined with pale violet. A dark anteciliary line to both wings, within which and rather less than midway between the margin and the median band is a very wavy narrow dark line. *Forewing* with two pairs of dark lines crossing the cell, one near its base the other at its middle. A more or less complete submarginal series of white dots, being the pupils of rudimentary ocelli. *Hindwing* with a similar series of white dots, but the series complete, one between each pair of nervules. A subbasal sinuous dark line. The male differs from the female only in having the sexual characters detailed in the generic diagnosis of *Gareris*.

Mr. A. Graham Young took several specimens in the Kulu valley at the end of May and in June, Mr. Otto Möller has taken it in Sikkim at about 3,000 feet elevation in October, and Captain C. T. Bingham took one female in the Donat range in January; we have no other precise records of its capture. It seems a constant, well-marked species; all the specimens we have seen shew hardly any variation, except in the colour of the median fascia, which varies from almost white to pale violet. The female from the Donat range has moreover the lower ocellus of the upperside very large, and the general colour is paler, especially on the underside, where it has a decided ochraceous tinge.

A species of *Mycalesis* occurs in the Malay peninsula and Borneo, which has been separated by Moore as the type of a distinct genus characterised as follows under the name of *Satoo*, and placed between *Gareris* and *Sadarga*. Genus SATOO. "Male.—Wings short; *forewing* more arched than in *Virapa*, apex more rounded; exterior margin less oblique; second subcostal branch emitted before end of the cell; a tuft of fine hair covering a glandular patch below submedian nervure; *hindwing* subconical, exterior margin oblique, anal angle convex, abdominal margin short; a tuft of fine hair covering a glandular subcostal patch; cell short, broad at its end; subcostal deeply recurved at its end, first branch emitted near end of the cell, the second bent downward; disco-cellulars straight, slightly oblique; middle median emitted before end of the cell. Antenna with a slender club; palpi somewhat stout; eyes hairy." (Moore, Trans. Ent. Soc. Lond., 1880, p. 157). This genus or subgenus contains but a single species, *Mycalesis maianeas*, Hewitson.\*

\* *Mycalesis maianeas*, Hewitson. HABITAT: Malacca, Sumatra, Borneo. EXPANSE: Male, 1½; female, 2 inches. DESCRIPTION: "MALE: UPPERSIDE dark brown; the outer half nearly of the *forewing*, and the outer margin of the *hindwing*, rufous brown. *Forewing* with a tuft of hair near the inner margin; the margins of both wings where they meet silvery white. UNDERSIDE dark brown to the middle, rufous brown beyond; the outer margin and two submarginal lines dark brown. *Forewing* with three ocelli, two near the apex minute and touching, the third below the middle, large. *Hindwing* with seven, the first (touching the costal margin), the fourth and fifth, large, the rest smaller, all black, with white pupil and rufous orange iris. FEMALE, like the male, except that it has an orange band on both sides of the *forewing*, and has but one ocellus near the apex on the underside of the *forewing*." (Hewitson, Ex. Butt., vol. iii, p. 87, *Mycalesis* pl. v, figs. 27, 28, (1864), female; id., Distant, Rhop. Malay., p. 46, pl. vii, fig. 4 (1882), female; *Satoo maianeas*, Moore, Trans. Ent. Soc. Lond., 1880, p. 157).

*Third Group.*—**SADARGA**: "*Forewing* shorter, with more rounded and less oblique exterior margin than in *Virapa*, venation similar, but the veins more curved. **MALE** with a slight tuft (but no perceptible glandular patch of raised scales) on submedian nervure before the swollen base. *Hindwing* very convex externally, first subcostal in **MALE** not curved at the base; second concave at base and much swollen beneath between first and end of the cell, and with a slight tuft of hairs above; two upper median branches emitted from angle before end of the cell. *Eyes hairy.*" (Moore, Trans. Ent. Soc. Lond., 1880, p. 157).

Only four species of this group are known, of which two are found in India; both of them inhabit Sylhet in N.-E. Bengal.

#### Key to the Indian Species of Sadarga.

- A. a. ♂. Forewing with a very large lower and large upper ocellus on the upperside.  
 ♂. With the ocelli of the underside of both wings small.  
 90. *M. (Sadarga) CHARAKA*, Sylhet.  
 ♂. With the ocelli of the underside of both wings large.  
 91. *M. (Sadarga) OCULATA*, Sylhet.

#### 90. *Mycalesis charaka*, Moore.

*M. charaka*, Moore, Proc. Zool. Soc. Lond., 1874, p. 566; *Sadarga charaka*, id., Trans. Ent. Soc. Lond., 1880, p. 158.

**HABITAT**: Sylhet, N.-E. Bengal.

**EXPANSE**: 1.75 inches.

**DESCRIPTION**: "**MALE and FEMALE**: **UPPERSIDE** yellowish olive-brown, outer margins paler. *Forewing* with two very prominent bright-coloured ocelli, the upper one the smaller; and sometimes with two white pupils; the lower ocellus fully a quarter of an inch in diameter. **UNDERSIDE** pale olive-brown basally, greyish brown externally, divided by a nearly straight transverse discal brown line; two subbasal short zig-gag brown lines on forewing, and one on hindwing. Both wings with a narrow black submarginal line, and a brown fascia or cloud passing through the ocelli. *Forewing* with a linear series of four minute subapical ocelli, and a small, though larger, lower ocellus, the white pupil of which is a half-circle, and occupies nearly the whole of the black portion. *Hindwing* with seven ocelli, the first three subapical, minute, and disposed in a linear oblique series; fourth very minute; fifth the largest (though small); sixth and seventh minute."

"This species is very similar in appearance to *M. gotama* [from China], but may be distinguished by the very considerable difference in the size of the ocelli beneath."

"*Note.*—The specimens of this species in the British Museum collection stand as the representatives of Hübner's *M. otreæ* (Zuträge, figs. 79, 80), which name Professor Westwood altered in the 'Genera of Diurnal Lepidoptera' (p. 394) to *ostrea*, believing Hübner's figure to represent a species distinct from Cramer's *otrea*; but I find, after a careful examination of a lengthened series of specimens in the British Museum and others in my own collection, that Hübner's figure well represents a male of Cramer's species (*otrea*), whose figures (pl. cccxiv, figs. A, B) are those of a female. The name *ostrea*, therefore, cannot be retained, as it was applied to Hübner's figure, and not to the specimens which Professor Westwood erroneously determined as representing it." (Moore, l. c.)

#### 91. *Mycalesis oculata*, Moore.

*Sadarga oculata*, Moore, Trans. Ent. Soc. Lond., 1880, p. 158.

**HABITAT**: Sylhet.

**EXPANSE**: ♂, 1.8; ♀, 2.1 inches.

**DESCRIPTION**: "**MALE and FEMALE**. Similar on the **UPPERSIDE** to *S. charaka*, the ocelli of the same large size, but the lower somewhat laterally bulged. On the **UNDERSIDE**

the basal area is paler, being of a pale purplish ochreous, the discal transverse line having a much broader yellowish border; the ocelli on both wings are very prominent, and slightly larger than those in *S. gotama*." (Moore, l. c.)

There are four males and three females of this species in the Indian Museum, Calcutta, and a single female specimen of the preceding species, *M. charaka*. They were all received at the same time in the same box from Sylhet. The specimens of *M. oculata* show considerable variation in the size of the ocelli on the underside, and it seems probable that the two species, which occur in exactly the same locality, are really only one variable species.

Between *Sadarga* and the next subgenus *Orsotriana* are placed two species, *M. sudra*, Felder, from Java and Sumatra, and *M. orseis*, Hewitson, from the Malay Peninsula, Sumatra and Borneo, each of which has been taken by Moore as the type of a new subgenus, of which in each case it is the sole representative. The subgenera are characterised as follows: DALAPA. "Type, *D. sudra*.\* *Forewing* more triangular than in *Gareris*, costa less arched, the exterior margin oblique. MALE with a similar glandular patch of raised scales and tuft on the submedian nervure, but less prominent. *Hindwing* not so broad, somewhat quadrate in form; exterior margin and anal angle more convex, and waved; first subcostal slightly swollen at the base beneath, tufted above; second branch with a slightly raised fold on the upperside extending from first branch to near the end. Club of *antennæ* thicker. *Eyes* hairy." SURALAYA. "Type, *S. orseis*.§ *Forewing* comparatively long and narrow; costa slightly arched; exterior margin oblique, almost straight and even. MALE with a very slight glandular patch (more distinct beneath) sparsely covered with delicate short hairs. *Hindwing* small, oval; exterior margin convex, waved; first subcostal branch slightly swollen at its base, second very concave at its base; cell narrow; disco-cellulars very oblique. MALE with a long tuft of hair covering a glandular patch above base of first subcostal branch. Club of *antennæ* slender. *Eyes* almost naked." (Moore, Trans. Ent. Soc. Lond., 1880, pp. 158, 159).

\* *Mycalesis sudra*, Felder, Reise Nov., Lep., vol. iii, p. 500, n. 868, pl. lxvii, fig. 70 (1867), female; *Dalapa sudra*, Moore, Trans. Ent. Soc. Lond., 1880, p. 159. HABITAT: Java, Buitenzorg, Sumatra. EXPANSION: 2½ inches. DESCRIPTION: "FEMALE: UPPERSIDE almost as in *M. nala*, but darker as far as the line seen through from the underside, beyond that the two ocelli of the *forewing* very distinct, the submarginal line drawn back but conspicuous. *Hindwing* with two posterior, very distinct, ocelli, the two lines on the margin more wavy, wider, on the paler ground, the inner one broadly palely defined within. UNDERSIDE darker than in *M. nala*, much darker on the disc within the line, which is more distant from the cell than in that species, outwardly defined with diffused whitish, almost straight in the *hindwing*, the ochraceous border broader than in *M. nala*, the submarginal line more drawn back. *Forewing* with two almost similar ocelli; *hindwing* with the upper ones smaller than in *M. nala*." (Felder, l. c.)

† *Mycalesis nala*, Felder, Wien. Ent. Monatsch., vol. iii, p. 403, n. 46 (1859). HABITAT: Java. EXPANSION: Not given. DESCRIPTION: "Wings subpellucid. UPPERSIDE (darker in the MALE), with an exterior curved line, and three obscure marginal wavy lines. *Forewing* with two exterior fuscous ocelli (in the MALE tinted more distinctly with yellow) included in a white patch; in the FEMALE with two others between them obsolete. *Hindwing* with a posterior ocellus circled with blackish yellow, marked with a white drop, and some others minute, obsolete. UNDERSIDE brownish fuscous (darker in the MALE), with a swarthy flexuous basal streak (obsolete in the FEMALE), the outer border pale yellowish brown, sprinkled with fuscous dots towards the margin, the exterior fuscous line of the upperside; another adjacent angulate obsolete, a third very angulate beyond, and two others marginal undulate, fuscous. *Forewing* of the MALE with the two ocelli of the upperside smaller and more distinct; of the FEMALE with six unequal exterior black ocelli, pupilled with white and circled with yellow and brown (the first, third and fourth obsolete, the fifth larger). *Hindwing* in both sexes with seven exterior black ocelli, circled with yellow and brown (the fifth largest, the first three and the sixth obsolete in the MALE)." (Felder, l. c.)

It is not clear to what group *M. nala* belongs in the absence of specimens for examination.

§ *Mycalesis orseis*, Hewitson, Ex. Butt., vol. iii, p. 89, *Mycalesis* pl. vi, figs. 36, 37 (1864), male; id., Distant, Rhop. Malay., p. 49, pl. v, fig. 4 (1882), male; *Suralaya orseis*, Moore, Trans. Ent. Soc. Lond., 1880, p. 159. HABITAT: Singapore, Sumatra, Borneo. EXPANSION: 2½ inches. DESCRIPTION: "MALE: UPPERSIDE rufous brown, tinted with lilac. Both wings crossed beyond the middle by an indistinct band of lilac (scarcely seen on the *hindwing*), and with two submarginal lines of rufous brown. *Forewing* with two or three very indistinct ocelli. UNDERSIDE: Both wings with the basal half rufous, crossed by a line of darker brown, also crossed at the middle by a broad common band of lilac-white, beyond the band yellow (lilac near the apex), with the outer margin and two submarginal lines (the inner line zig-zag) brown. *Forewing* with six ocelli, the first four of equal size, the fifth large, the sixth minute, blind. *Hindwing* with seven ocelli, the fourth and sixth [? fifth] largest; the irides bright orange." (Hewitson, l. c.)

Distant remarks:—"This species appears to possess the usual variation in macular markings, and is included among the Butterflies of the Malay Peninsula on the authority of the Singapore specimen in the Hewitsonian collection. I have not seen it myself in any other collection from the Malay Peninsula, nor have I been able to examine a female specimen." (Distant, l. c.)

Acno 1629  
dt. 22/01/07



the outer edge of the short discoidal cell; a large black band and somewhat obscure subapical spot with a minute white pupil; a white spot on the upper edge of the large black spot (with a smaller one above it), and a smaller one on its lower edge, and two indistinct dark submarginal sinuous lines. *Cilia* dark brown, paler towards the inner angle. *Hindwing* with the apical margin yellow, in continuation of the transverse band of the forewing; the rest of the outer margin irrorated with yellow scales; two indistinct sinuous submarginal lines of a darker brown colour; the nervules and a spot between each pair along the margin brown, owing to the absence of the yellow irrorations. *Cilia* pale yellow. **UNDERSIDE** paler and brighter brown. *Forewing* with the yellow macular band of the upperside broader and paler; two dark sinuous submarginal lines, and irrorated with lilac within the inner one towards the apex; a prominent black ocellus between the discoidal nervules, minutely pupilled with white, and narrowly ringed with yellow and dark brown, with two prominent white spots above, and two below, sometimes narrowly ringed with dark brown. *Hindwing* with two dark irregular indistinct subbasal lines, a prominent ocellus between the subcostal nervules as on the forewing. The abdominal margin irrorated with yellow extending into and slightly beyond the cell, the irroration more dense at the anal angle; a submarginal band of lilac irrorations most pronounced towards the apex and anal angle, broadest and most diffused in the middle; four small bluish submarginal spots, the fourth developed as an ocellus, and two dark sinuous submarginal lines; the outer angle yellow as on upperside. The **FEMALE** differs only in the abdomen being shorter, and the forelegs clothed with short hairs. The markings of the wings are identical with those of the male.

Sikkim and Assam are the only localities from which we have received this species.

117. *Neorina crishna*, Westwood. (PLATE XIV, FIG. 34 ♀).

*Cylio crishna*, Westwood, Gen. D. L., p. 361 (1851), male; *Neorina crishna*, Butler, Cat. Lep. B. M., *Satyrida*, p. 111, n. 2 (1868).

**HABITAT**: N.-E. India, Java.

**EXPANSE**: 3.75 (*Westwood*); 5.3 to 5.8 inches.

**DESCRIPTION**: "MALE; *Forewing* scarcely angulate below the apex. *Hindwing* caudate in the middle. **UPPERSIDE**, both wings fuscous. *Forewing* with a broad oblique yellowish white band from the middle of the costa to the hinder angle, including a black mark at the extremity of the discoidal cell; a large black subapical ocellus with a minute white pupil, and two white spots circled externally with yellowish [above it]. *Hindwing* with the apex whitish; two ocelli towards the anal angle; both wings with a submarginal wavy yellowish streak. **UNDERSIDE** similar, with the subapical ocellus of the forewing minute. *Hindwing* with an ocellus near the apex, and two minute ocelli towards the anal angle." (*Westwood*, l. c.)

The species which we have called *N. crishna* differs from the original description translated above in the following points: On the **UPPERSIDE** of the *hindwing* there is no trace of an ocellus in some specimens, and in others there is only one towards the anal angle, which shows through by transparency very indistinctly from the underside. On the **UNDERSIDE** of the forewing the subapical ocellus is large not minute, black, pupilled with white, with a yellow and then a narrow black ring. The *hindwing* has a subapical ocellus as in the forewing, but with the yellow iris dilated at that portion of its circumference directed towards the base of the wing; a somewhat smaller but still large subanal ocellus between the two lower median nervules, and between these two ocelli there are three other much smaller ones, one between each pair of the nervules, their violet centres somewhat blurred; these ocelli are sometimes obsolescent, and only represented by suffused violet dots. *Both wings* with two submarginal dark wavy lines, the area within the inner one and along its outer margin irrorated with violet scales, which in the *hindwing* extend up the abdominal margin. There is also an irroration of yellowish scales just beyond and below the discoidal cell. The **FEMALE** is identical with the male in markings, but can be known by its shorter abdomen, and the forelegs clothed with short hairs.

The great difference in size between the species originally described by Westwood and those referred to above, as well as the notable differences in the ocellation, suggest a doubt as to whether the above identification is correct. Westwood's species is described from Java and

North India, but we know of nothing in North India that answers to it. If it should turn out that the *N. erishna* of Westwood is really confined to Java, a new name would have to be given to the Indian species here described.

Mr. Wood-Mason took numerous specimens on Nemotha, 3,300 feet elevation, in Cachar, in September and October; and there are specimens in the Indian Museum, Calcutta, from Cherra Punji, Assam, and in Major Marshall's collection from Shillong. A female specimen from Cherra Punji is figured, and shews the upper and undersides.

118. *Neorina margaritæ*, Elwes.

*Lethe* (?) *margaritæ*, Elwes, Proc. Zool. Soc. Lond., 1852, p. 405, pl. xxv, fig. 1, male.

HABITAT: Sikkim.

EXPANSE: 3.4 [3.4 in the plate] inches.

DESCRIPTION: "MALE: Colour hair-brown, paler on underside. [*Forewing*] with a transverse pale fawn-coloured band beyond the discoidal cell, well defined on underside and fainter above; a similar band near the margin of the wing at an acute angle to the first, enclosing five white-pupilled ocelli in a straight row, [distinct on underside, indistinct on upperside]; on the exterior margin are two narrow lines of similar colour to the bands [on both wings on both sides]. Pattern of *hindwing* on the underside somewhat similar, but the transverse band is rather curved outwards, and there is a large ocellus between the first and second subcostal nervules. The ocellus at anal angle has a double pupil. The bands on the hindwing do not show on the upperside, and the ocelli are indistinct. *Antennæ* in size and shape like those of *Neorina hilda*, rufous with reddish tip. *Palpi* longer, more pointed, and less hairy than in *N. hilda*. *Abdomen* and *legs* rather shorter." (*Elwes*, l. c.)

UPPERSIDE: *Both wings* hair-brown, with two narrow pale fawn-coloured bands on the outer margin. *Forewing* with a pale fawn-coloured band beyond the cell, and a submarginal row of indistinct ocelli fading into fawn-coloured spots near the costa. *Hindwing* with five submarginal black spots, the two lower pupilled with white and ringed with yellow, brightest on the outer edge, the three upper blind, and the iris disappearing towards the costa. UNDERSIDE paler, the fawn-coloured marginal lines as on upperside. *Forewing* with a submarginal fawn-coloured band bearing five perfect ocelli; and the transverse fawn-coloured band of the upperside but wider and more distinct. *Hindwing* with a similar submarginal band, also bearing five perfect ocelli, the lowest bipupilled; a separate very large ocellus between the subcostal nervules, and a straight fawn-coloured band from the costa crossing the end of the cell, but not passing the submedian nervure or reaching the lowest ocellus. (Described from the figure).

Captain Elwes, in describing this species, writes: "A single male specimen of this fine and distinct species was in the collection [from Sikkim], and appears very distinct from anything which has been described. At first sight it seems most nearly allied to *N. hilda*, but does not quite agree with that species in neuration. Neither does it agree exactly with either *Zophoessa* or *Lethe*, though it somewhat resembles *L. lunaris*, Butler, in markings. Until we know more of the insect, it will be best to leave it in the genus *Lethe*, which requires careful revision, as the species at present comprised in it are very varied."

In the absence of specimens for examination we are unable to assign a place for this insect in the genus *Lethe*, which embraces forms showing several distinctive structural features. We have, therefore, provisionally placed it with *Neorina* immediately preceding *Lethe*.

Genus 10.—LETHE, Hübner. (PLATES X AND XI).

*Lethe*, Hübner, Verz. bek. Schmett., p. 56 (1816); *Debis*, Westwood, Gen. D. L., p. 358 (1851).

"BODY, rather small; WINGS large; *hindwing* generally angulated in the middle, with a row of large ocelli. HEAD, rather small, scarcely tufted in front. *Eyes* hairy, prominent, especially in the males. *Palpi* rather elongated, elevated obliquely as high as, or higher than, the level of the top of the eyes, and porrected to a short distance in front of the face; the long middle joint without any tuft on the back, clothed in front with moderately short fine hairs, not forming a close mass; terminal joint very short and slender. *Antenna* not, or

scarcely, half the length of the forewing, very slender; terminated by a slender gradually formed club, composed of very short joints. *Thorax* very short, thick, and hairy. *Abdomen* small. *FOREWING* triangular-ovate; costal margin strongly curved; apex rounded; outer margin straight, or but little emarginate, about three-fifths of the length of the anterior margin; inner margin nearly straight, about as long as the outer margin. *Costal* nervure dilated at the base, extending rather beyond the middle of the costa. *Subcostal* nervure with its first and second branches arising before the anterior extremity of the discoidal cell, the third and fourth beyond it, about the same distance apart as between the origin of the second and third branches, and of the fourth branch and the tip of the wing. *Upper disco-cellular* very minute, oblique; *middle disco-cellular* much longer, curved at the extremity, being directed rather outwards; *lower disco-cellular* longer than the middle one, nearly straight, also directed obliquely outwards, uniting with the third branch of the median nervure at about the same distance from its origin as exists between the first and second branches; the third branch being considerably angulated at the point of junction, whereby the discoidal cell is closed somewhat acutely rather beyond the middle of the wing. *HINDWING* subovate, more or less scalloped along the outer margin, which is generally deeply angulated, or rather shortly tailed at the extremity of the third branch of the median nervure. *Precostal* nervure curved, the tip directed outwards. *Costal* nervure extending to about two-thirds of the length of the costa. First branch of the subcostal nervure arising at a moderate distance from its base, the extremity extending to the outer angle of the wing. *Upper and lower disco-cellular* nervules oblique, curved, of nearly equal length; the upper one arising at a short distance from the origin of the first branch of the subcostal nervure; the lower one uniting with the median nervure close to, or exactly at, the origin of the third branch, closing the discoidal cell in an acute point. *FORELEGS* very minute, and thickly clothed with long silky hairs. The tarsus slender, as long as the tibia, and destitute of joints or claws. *Forelegs* of the FEMALE rather longer than those of the male, slender, scaly, destitute of hairs, of nearly equal thickness throughout; the tarsal articulations concealed by scales; obliquely truncate at the tip, where are a few short spines, indicating the very short terminal joints. *MIDDLE and HINDLEGS* rather short, slender, scaly; *tibia* but very slightly furnished with a few short spines; *tibial spurs* rather long; *tarsi* nearly cylindrical; basal joint half the length of the tarsus, with but a few very short spines on the underside. *CLAWS* very much curved; *paronychia* very slender."

"The hairy eyes, slender elongated palpi, dilated base of the costal nervure of the forewing, the middle and lower disco-cellular nervules of nearly equal length; and the acute termination of the discoidal cell of the hindwing are the chief characters of this genus." (*Westwood, l.c.*)

This is an Indo-Malayan genus. The species are very numerous, and are widely spread, though, except in East and South India, they seem entirely confined to the hilly regions. They are for the most part brown on the upperside, often with a prominent white bar on the forewing; the underside being always ocellated, often richly variegated, though as a rule not so richly as in *Zophoessa*; and are of rather small size, seldom exceeding three inches in expanse. They are chiefly found in forests and shady places amongst the undergrowth, settling on or near the ground, or upon dead leaves.

There are thirty-five species recorded from India. By far the largest number are found in the Eastern Himalayas and Assam. One species only, *L. europa*, seems very widely spread, as it occurs throughout India, Malaya, Java and China. *L. rohria* also has a wide range, as it is found all along the Himalayas and on our eastern frontier, in Burma, Tenasserim and again in Java. The others are local and many of them rare. The genus requires revision, but the material at our command is not yet sufficient for the purpose; of the thirty-five species recorded we have specimens of only twenty-five, and even of these we have in many instances only one or two, representing a single sex.

The genus is divisible into two main groups, in the first of which the male insects possess sexual glands, and tufts of hair on the wings, showing affinity in this point with *Calites* and *Mycalesis*; in the second group the male insects lack these characters, showing affinity with *Zophoessa* and *Neope*. The second group is further divisible into two subgroups, by the shape of the discoidal cell in the *hindwing*.

Key to the Groups of *Lethe*.

- A. Males with a long narrow patch of differently formed scales from those of the rest of the wing, placed on the upperside of the forewing below the median nervule.
- B. Males without sexual glands and tufts on either wing.
- a. The apex of the cell in the hindwing *at* the origin of the second median nervule.
- b. The apex of the cell in the hindwing *beyond* the origin of the second median nervule.
- C. White with rufous brown markings\*.

The differentiation of the sexes in this genus, as regards colour and markings, is considerable and varied, but in most cases the general pattern and style of colouration of the underside of the hindwing is identical in both sexes. The usual difference consists in the presence in the female of a conspicuous white bar or series of spots in the forewing, which in the male is absent; but this is not universal; in some the colouration of the upperside also differs, while in three at least, *L. rohria*, *L. verma* and *L. masoni*, the white bar is found in both sexes. In the first species, *L. scanda*, the sexes are of totally different colours on the upperside, the male being indigo-blue, and the female dark brown, neither sex having white markings. In *L. latiaris*, the female has a narrow pale ochreous fascia on the forewing, which is wanting in the male; and in the other four species of the first group, the female has white markings, which are altogether absent in the males.

The first group contains six Indian species, and is further divisible into three subgroups based on the different nature and position of these sexual tufts, and these subgroups correspond exactly with the geographical distribution of the insects; three species from North-East India have a conspicuous tuft of hairs on the hindwing, in addition to the narrow raised patch near the inner margin of the forewing; one species from Burma and Malayana has the conspicuous tuft of hairs on the hindwing, but in a different position; and, lastly, two species from Ceylon lack the tuft on the hindwing altogether. The principal characters of the species of the first group, found within Indian limits, are given in the key below.

Key to the Indian species of *Lethe*.*First Group.*

- A. Males with a long narrow patch of differently formed scales from those of the rest of the wing, placed on the upperside of the forewing below the median nervule.
- a. The narrow patch of raised scales placed on either side of the middle of the submedian nervule.
- a<sup>1</sup>. Males with a conspicuous tuft of long black hairs placed upon a glandular patch on the upperside of the hindwing immediately below the cell, and on the base of the second median nervule; the apex of the cell beyond the origin of the second median nervule. The ocelli on underside of hindwing not disintegrated, but some of the ocelli bearing several white dots besides the pupil.
- a<sup>2</sup>. Male, upperside rich deep indigo-blue, paler on the margins. Female dark brown, with only two indistinct yellowish subapical marks on the upperside of the forewing.
119. *L. SCANDA*, Sikkim.
- b<sup>2</sup>. Male, upperside rich rufous brown, crossed at the middle of the forewing by a band of darker brown. Female, with the darker brown band outwardly margined by a series of pure white spots.
120. *L. BHAIRAVA*, Sikkim.
- c<sup>2</sup>. Male, upperside pale dull brown; forewing without markings. Female, similar in colouration, but the forewing crossed by a *transverse oblique ochreous band*.
121. *L. LATIARIS*, N.-E. India, Burma.
- b<sup>1</sup>. Males with the tuft of hairs on the hindwing placed between the first and second median nervules. The apex of the cell at the origin of the second median nervule. Ocelli on underside of hindwing disintegrated.
122. *L. MINERVA*, Tenasserim, Malayana.

\* The proper position of this species cannot be ascertained in the absence of specimens for examination.

♂. Males with the tuft of hairs on the forewing placed between the first median nervule and submedian nervure. Ocelli on underside of hindwing not disintegrated.

♂<sup>1</sup>. Male, upperside dark brown, with a few indistinct markings. Female also dark brown, with a conspicuous white band across the forewing.

123. *L. (Hanipha) SIHALA*, Ceylon.

♂<sup>2</sup>. Male unknown. Female, upperside ferruginous-brown, with markings somewhat as in *L. sihala*.

124. *L. (Hanipha) DYSNATE*, Ceylon.

The glandular patch of scales on the forewing of the North-Indian species is not very conspicuous, but can easily be detected by careful examination.

### 119. *Lethe scanda*, Moore.

*Debis scanda*, Moore, Horsfield and Moore, Cat. Lep. E. I. C., vol. i, p. 218, n. 451 (1857), male; *Debis nada*, idem, id., n. 452, female.

HABITAT: Sikkim.

EXPANSE: ♂, 2'5; ♀, 2'62 inches.

DESCRIPTION: "MALE: UPPERSIDE blackish, glossed with blue; along the margins pale purplish-blue. *Hindwing* with indistinct submarginal black spots. [There is a conspicuous tuft of black hairs placed on the second median nervule from its origin at the median nervure.] UNDERSIDE deep ferruginous-brown. *Forewing* with a transverse paler band across the discoidal cell, and another across the disc; a submarginal row of [four] pale ocelli. *Hindwing* with two transverse darker lines, and a submarginal series of six, and a geminated seventh ocellus; margins pale, with a narrow darker line." "FEMALE: UPPERSIDE dark brown. *Forewing* with two indistinct yellowish subapical marks. *Hindwing* with a row of four small black submarginal spots. UNDERSIDE deep bright ferruginous. *Forewing* with transverse band across discoidal cell, and another across the disc, yellowish; a submarginal row of pale ocelli. *Hindwing* with two transverse darker lines and a row of submarginal ocelli; margins pale, with a darker narrow line. *Cilia* white. Remark.—This may possibly be only the female of the preceding species [*L. scanda*]." (Moore, l. c.)

*L. scanda* is a rare insect, and we have never seen the female. The male is at once distinguished from all the other species of the genus known to us by the upperside being most beautifully glossed with indigo-blue. It has as yet only been found in Sikkim.

### 120. *Lethe bhairava*, Moore.

*Debis bhairava*, Moore, Horsfield and Moore, Cat. Lep. E. I. C., vol. i, p. 217, n. 450 (1857), female; *Debis anysis*, Hewitson, Ex. Butt., vol. iii, *Debis* pl. i, fig. 1 (1862), male.

HABITAT: Sikkim.

EXPANSE: ♂, 2'62 to 2'80; ♀, 2'6 inches.

DESCRIPTION: "MALE: UPPERSIDE rufous-brown. *Forewing* crossed at the middle by a band of darker brown. *Hindwing* with a tuft of long hair in the middle, and half way between it and the outer margin, four ocelli, the lower two only with white pupils, the iris indistinct light brown. UNDERSIDE rufous. *Forewing* crossed by three bands of rufous-brown; one near the base; one a little beyond it, crossing the cell only; the third beyond the middle, followed by four nearly blind ocelli, though pupilled with white, with a rufous border above and below. *Hindwing* crossed by two rufous bands, one near the base, the other near the middle (curved), followed by seven ocelli; the first near the costal margin (largest), the seventh near the anal angle (minute, united to the sixth), all black with white pupils; the iris rufous-orange, bordered with black, and again by rufous-yellow and rufous-brown; the outer margin and a line near it brown." (Hewitson, l. c.) "FEMALE: UPPERSIDE olive-brown. *Forewing* with a transverse sharply-defined dusky line, bordered with a series of small white spots, disposed obliquely from beyond the middle of anterior to near posterior margin, one-fourth from the angle; also a subapical row of four small yellow spots, parallel with exterior margin. *Hindwing* with four submarginal round black spots encircled with pale brown, and medially disposed from near anterior to near anal angle. UNDERSIDE luteous-brown. *Forewing* with

two transverse ferruginous-brown lines, the inner one bifid across discoidal cell, the outer straight, and bordered by the white spots; a submarginal row of four pale ocelli, also an anterior terminal yellow spot. *Hindwing* with two transverse ferruginous-brown lines, and a submarginal row of six ocelli; a narrow dark marginal line to both wings." (Moore, l. c.) "Except in the form of the hindwing, *L. anysis* seems identical with *L. bhairava*. May it not be the male of that insect?" (Butler, Cat. Lep. B. M., *Satyridæ*, p. 117, n. 22 (1868).

Both sexes of this species appear to be rare.

The next species has somewhat the aspect of *L. hyrania*, especially on the underside, but is larger, and the male has a tuft of hair on the upperside of the hindwing.

#### 121. *Lethe latiaris*, Hewitson.

*Debis latiaris*, Hewitson, Ex. Butt., vol. iii, *Debis* pl. i, fig. 4 (1862), female; *Lethe latiaris*, Butler, Cat. Lep. B. M., *Satyridæ*, p. 117, n. 23 (1868).

HABITAT: Sylhet, Assam, Khasi Hills, Upper Tenasserim.

EXPANSE: 2'0 to 2'7 inches.

DESCRIPTION: "FEMALE: UPPERSIDE yellow-brown. *Forewing* with an indistinct transverse band at the middle, and a small rufous spot near the apex. *Hindwing* with three indistinct blind ocelli [in one specimen all the ocelli of the underside show through indistinctly by transparency on the upperside]; the outer margin and a line near it dark brown, the space between the lines yellow. *Cilia* grey. UNDERSIDE light grey or yellow-brown. *Both wings* with the outer margin and a line near it dark brown, with between them a line of yellow. *Forewing* crossed before the middle by two short rufous bands; at the middle by a band of white (its inner border rufous), forming a triangle with a broad grey band, which runs parallel to the outer margin, and incloses four small indistinct ocelli. *Hindwing* crossed before the middle by a straight rufous band; at the middle by a curved band of the same colour, followed by seven ocelli; the first apart from the rest, the sixth and seventh (at the anal angle) in one; all black with white pupils, the iris yellow, margined with dark brown, and again with lilac-white." (Hewitson, l. c.) "MALE, differs in several particulars from the female. *Hindwing* less angulated, with a discal hairy streak above, and the central bands on the UNDERSIDE are placed slightly nearer together." (Butler, l. c.) The *forewing* on the UPPERSIDE is unmarked.

Somewhat rare; it has been taken at Shillong in May.

The next species has the same general aspect as *L. mekara*, and the female has a bent macular band of pure white spots, as in the females of *L. mekara* and its allies.

#### 122. *Lethe minerva*, Fabricius.

*Papilio minerva*, Fabricius, Syst. Ent., p. 493, n. 215 (1775); *Papilio arcadia*, Cramer, Pap. Ex., vol. ii, pl. cxvi, figs. E, F (1777), female; *Satyris caumas*, Godart, Enc. Méth., vol. ix., p. 479, n. 7 (1819); *Lethe arcadia*, Butler, Cat. Lep. B. M., *Satyridæ*, p. 118, n. 24 (1868); id., Moore, Proc. Zool. Sec. Lond., 1878, p. 824.

HABITAT: Upper Tenasserim, Sumatra, Java.

EXPANSE: 2'5 inches.

DESCRIPTION: MALE: UPPERSIDE dark brown, with the extreme outer margins of *both wings* and the *cilia* pale brown. *Forewing* with the basal two-thirds thickly clothed with paler brown hairs than the ground-colour, especially on either side of the middle third of the submedian nervure; the ground-colour on either side of this nervure, but especially behind it being black. Two or three subapical pale spots. *Hindwing* with the basal area and the costal margin dark brown; the cell and abdominal margin thickly clothed with long paler hairs. Outer margin and disc bright ferruginous. Three oval small black spots in the median and discoidal interspaces, a larger and outwardly diffused spot in the upper discoidal interspace. A marginal orange line bounded on either side by very fine dark lines. A conspicuous oval patch of black scales placed at the base of the first median interspace, with a tuft of long hairs lying over it. UNDERSIDE ochreous, suffused darker on the disc and at the outer angle

of the forewing. A common subbasal brown line commencing before the apex of the cell in the forewing, and ending near the middle of the abdominal margin of the hindwing; the area beyond it paler; a discal very irregular similar line across both wings. *Forewing* with a submarginal series of four inconspicuous rudimentary ocelli placed on a violet ground, which is continued to the apex; a series of three minute dots with paler borders placed transversely in the middle of the cell. *Hindwing* with a submarginal series of seven indistinct yellow ocelli, the two anal ones run together, with black centres broken up into numerous minute dots; marginal lines to *both wings* as on upperside. FEMALE differs on the upperside in having all the ground-colour except the apex and outer margin of the forewing, bright ferruginous. *Forewing*, with the subapical spots pure white, and with a bent macular band of pure white spots across the disc. The anterior spot elongate and somewhat quadrate, reaching from the costa to the lower discoidal nervule; a large rounded spot in the second median interspace; a smaller one in the interspace below, and the last, double the size of the one above it, in the space below the first median nervule. *Hindwing* with a fifth diffused black spot in the space above the subcostal nervule. UNDERSIDE paler than in the male, with a white band across the disc of the *forewing*, outwardly sharply angled, and inwardly clearly defined with a dark brown line.

Godart's description of *Satyris caumas*\* is appended for reference. It is not known why Messrs. Moore and Butler have rejected the older Fabrician name for this species.

Captain C. T. Bingham took this species in the Donat Range and Meplay in January, at Meplay in January and February, in the Thoungeen Forests in March and May, and at Houndraw in November; and Limborg took it at Ahsown probably in the cold weather.

The next two species are closely allied, and have the same general aspect as *L. daretis* and *L. drypetis* of the second group; and having, in the female only, a conspicuous white bar on the forewing. Moore, in his "Lepidoptera of Ceylon," page 18, has placed them in a distinct genus from *Lethe*, which he characterises as follows:—Genus HANIPHA. "Wings similar in form and venation to *Lethe*, but the *forewing* comparatively shorter and of less breadth, and the *hindwing* longer. MALE with a conspicuous lengthened tuft of short hairs transversely covering a sericeous patch of compact raised scales between the first median nervule and submedian nervure; first median nervule much curved. Type, *H. sihala*," (Moore, l. c.)

### 123. *Lethe sihala*, Moore.

*L. sihala*, Moore, Proc. Zool. Soc. Lond., 1872, p. 555; *Hanipha sihala*, id. Lep. Cey., p. 19, pl. viii, figs. 2, 2b, male; 2a, female (1880).

HABITAT: Ceylon.

EXPANSE: ♂, 2.25; ♀, 2.50 inches.

DESCRIPTION: "MALE: UPSIDE dark olive-brown. *Forewing* with two very indistinct or obsolete dusky-white apical spots, and a longitudinal tuft of long blackish-brown hairs between first median nervule and submedian nervure. *Hindwing* with a submarginal series of indistinct black spots. UNDERSIDE, basal area dark brown, apical area pale brown, being divided on the *forewing* by an oblique discal chalybeate-purple streak, and on the *hindwing* by a discal medially-angled dark brown line; a submarginal series of four very indistinct ocelli on *forewing* formed by a central black dot, and two chalybeate rings; a submarginal series of six larger ocelli on *hindwing*, formed by a black spot with a single white central dot and fulvous outer ring, each being encircled by a purple border; *both wings* with a dark brown purple-bordered subbasal transverse line. FEMALE: UPSIDE brown, basal area paler. *Forewing* with a broad oblique discal white band and a terminal spot near posterior angle; a small

\* *Satyris caumas*, Godart. DESCRIPTION: "MALE: UPSIDE dark brown, with a little tuft of black hairs on the disc of *hindwing*; and an ashy spot, elliptic, longitudinal, surrounded with black, towards the middle of the inner margin of the *forewing*. FEMALE: UPSIDE dark tawny, terminated on the *forewing* by a blackish space, triangular and very large, on which there is a transverse white macular band bent hindwards, and followed by a white dot which faces the apex. *Hindwing* has parallel to the outer margin a row of four large black eye-like spots. These spots are also present in the male, but of a darker colour. BOTH SEXES: UNDERSIDE reddish-grey, with three transverse ferruginous lines, of which the second and third are more undulate than the anterior one, and enclosing on the *hindwing* six yellowish contiguous ocelli, having the iris of a pearly-grey, the pupal black and sprinkled with dots, which appear as if gilded. On the *forewing* these same lines enclose some indistinct ocellated dots. Body brown; antennæ reddish." (Godart, Enc. Méth., vol. ix, p. 479, n. 7 (1819).

white apical spot and two indistinct streaks below it; an indistinct series of blackish submarginal spots. *Hindwing* with a submarginal series of five black spots, the middle spot very small; the upper spots with broad irregular whitish-brown borders, the two lower with pale brown rings and a white central dot. **UNDERSIDE** brown at base; outer borders paler. *Forewing* with oblique band as above, and five submarginal spots. *Hindwing* as in male; subbasal transverse line purple-bordered, and the irregular medial line with whitish-brown outer border. The female of this species is much like that of *L. dynsate*, but it differs in having a narrower oblique discal band, and more defined subapical white and black spots on the forewing, and the hindwing has paler interspaces between the outer series of spots. The underside also differs in the forewing having five submarginal ringlet spots instead of four, and the hindwing has all the spots smaller, the costal spot and the second anal being one-third less in size." (Moore, l.c. in Lep. Cey.)

"Rare and very local; observed only in two places in forest land near Newera Eliya. Habits similar to those of *L. drypetis*." (Hutchison). We have never seen this Butterfly.

#### 124. *Lethe dynsate*, Hewitson.

*Debis dynsate*. Hewitson, Ex. Butt., vol. iii, *Debis* pl. ii, figs. 9, 10 (1863), female; *Lethe dynsate*, Butler, Cat. Lep. B. M., *Satyridæ*, p. 115, n. 10 (1868); *Hanipha dynsate*, Moore, Lep. Cey., p. 20, pl. ix, figs. 1, 1a (1880), female.

**HABITAT**: Ceylon.

**EXPANSE**: 2.55 inches.

**DESCRIPTION**: "FEMALE: **UPPERSIDE** rufous-brown. *Forewing* dark brown, except near the base, crossed at the middle by a broad equal band of white, and a solitary white spot; two indistinct white spots near the apex [the lower one with a rounded dark spot contiguous to it internally]. *Hindwing* with a large bilobed spot near the apex, followed by three black blind ocelli (one [the first] minute). [The apical spot is on a yellowish ground; internal to it is a yellowish spot; and an indistinct yellowish band crosses the wing from just beyond the extremity of the cell, where the third median nervule is given off, to the first median nervule. The *forewing* has a submarginal black line, and the *hindwing* two similar lines]. **UNDERSIDE** rufous and grey-brown. *Forewing* with the white band continuous to the anal angle, with, between it and the apex, a band of three blind ocelli [placed on a lilac ground reaching to the apex where it expands and coalesces with a lilac submarginal line, which latter is bordered on both sides with a black line. A violet band from the subcostal nervule crosses the middle of the cell, and is continued across the wing till it meets the band on the hindwing. It is bordered on both sides with a dark brown line]. *Hindwing* with a band of six perfect ocelli, the first and fifth large, the other four small and somewhat misshapen, each with two or three white dots." (Hewitson, l. c.) A violet line edged internally only with dark brown, crosses the wing before the middle in continuation of that on the forewing; beyond the middle of the wing the brown ground-colour deepens and terminates abruptly in an irregular line greatly extended above the third median nervule, succeeded by a grey band above the discoidal nervule, and a yellow band below from the third median nervule; the usual yellow and violet submarginal lines, separated by and edged with dark brown; the violet line wide at apex where it extends beyond the brown line up to the ocelli; the ocelli ringed with yellow, then brown, and then incompletely with grey. **MALE** unknown.

We have never seen a specimen of this insect; the additions to the description have been made from Hewitson's figures of the species.

The second group contains a very large number of species, and presents considerable variations in the outline of the wings, but the transition from the elongate forewing and highly caudate hindwing of *L. sinorix* to the short broad forewing and rounded, scarcely caudate, hindwing of *L. sidonis*, is so gradual that the separation into subgroups on this point only would be impossible. The only structural variation in this group of any note is in the position of the apex of the cell in the hindwing. The differentiation of the sexes varies widely.

Key to the Indian species of *Letho*.

## Second Group.

- B. Males without sexual glands and tufts on either wing.
- a. The apex of the cell in the hindwing at the origin of the second median nervule.
- a<sup>1</sup>. Males with the forewing narrow and elongate; the outer margin concave. Ocelli on underside of hindwing *not* disintegrated.
- a<sup>2</sup>. Hindwing with a long narrow tail. Underside ground-colour nearly uniform, with two distinct narrow dark transverse lines, the inner one not outwardly bordered with lilac.
- a<sup>3</sup>. With the ocelli on the upperside of the hindwing placed on a ferruginous ground.
125. *L. SINGRIX*, Assam.
- a<sup>4</sup>. With the ocelli on the upperside of the hindwing not on a ferruginous ground.
126. *L. KANSA*, Sikkim, Assam, Burma.
- a<sup>5</sup>. Hindwing with the tail shorter and more blunt. Underside with the ground-colour paler externally, and darker on the disc; the inner transverse line distinctly bordered with lilac on its outer edge.
- a<sup>2</sup>. Upperside of forewing uniform brown.
- a<sup>4</sup>. Male, upperside, hindwing with the ocelli placed on a ferruginous ground.
127. *L. SAMIO*, East India.
128. *L. PURANA*, Habitat unknown.\*
- a<sup>3</sup>. Upperside of forewing with the outer area abruptly paler.
- a<sup>4</sup>. Male, upperside, hindwing with five blind ocelli; underside, forewing with five ocelli.
129. *L. VINDHYA*, Assam, Tenasserim.
130. *L. DOLOPES*, † Sikkim.
- a<sup>4</sup>. Male, upperside, hindwing with four blind ocelli; underside, forewing with six ocelli.
131. *L. ALBERTA*, Benares, Tenasserim.
- a<sup>5</sup>. Males with the forewing somewhat broader and less elongate; the outer margin less concave; tail short and inconspicuous. Ocelli on underside of hindwing disintegrated. FEMALE with the white band angulate, macular.
- a<sup>2</sup>. The dark median fascia on the underside of the hindwing slightly angled outwardly at its middle.
132. *L. MEKARA*, N.-E. India, Burma.
- a<sup>3</sup>. The dark median fascia on the underside of the hindwing sharply angled outwardly at its middle, being produced into a conspicuous projection outwards.
- a<sup>3</sup>. Male with the outer margin of the upperside of the hindwing bright ferruginous. Female with the base of both wings on the upperside bright ferruginous.
133. *L. DISTANS*, Sikkim.
- a<sup>3</sup>. Male with the upperside of the hindwing entirely deep brown. Female with the base of both wings on the upperside dull ferruginous.
134. *L. CHANDICA*, N.-E. India, Burma.
- c<sup>1</sup>. Forewing short and broad; outer margin slightly concave; hindwing, tail somewhat long; ocelli on underside disintegrated. FEMALE with the white band straight.
- a<sup>2</sup>. With a prominent single straight violet-white streak crossing the subbasal area of both wings on the underside.
135. *L. RUROPA*, India, Burma, Andamans.

\* In the description of this species neither sex nor habitat are given. Butler remarks (Cat. Lep. B. M. *Satyridæ*, p. 118): "Is not this the female of *L. samio*?" The description of *L. purana* is apparently that of a female.

† The specimen described is a female. It seems probable that it is the opposite sex of *L. vindhya*.

- ♂<sup>2</sup>. Male, upperside, forewing unmarked. Female with the discal white band on the upperside of the forewing reaching the first median nervule.  
 136. *L. DRYETIS*, Ceylon.  
 137. *L. TODARA*, S. India.
- ♂<sup>3</sup>. Male, upperside, forewing with three small ochreous costal spots, the outer two touching. Female with the discal band on upperside of forewing reaching the submedian nervule; hindwing, upperside, with the blind ocelli having distinct irides.  
 138. *L. DARETIS*, Ceylon.
- ♂<sup>4</sup>. Male, upperside, forewing with the spots larger, and an additional subapical spot beyond and below the outer ones. Female, hindwing with a few dark spots on upperside, with no distinct irides.  
 139. *L. DVRTA*, Himalayas, Assam, Burma.
- ♂<sup>5</sup>. Male, upperside, forewing with another additional spot near the margin between the lower median nervules. Female with the discal band on upperside of forewing broken up into three large quadrate spots.  
 140. *L. NEELGHERRIENSIS*, S. India, Ceylon.
- ♂<sup>1</sup>. Forewing short and broad; outer margin straight or convex, hindwing with the tail short and inconspicuous.
- ♂<sup>2</sup>. Ocelli on underside of hindwing disintegrated.  
 141. *L. SATYAVATI*, Assam.
- ♂<sup>3</sup>. Ocelli on underside of hindwing not disintegrated.
- ♂<sup>4</sup>. Male, underside, forewing with two brown lines crossing the cell. Female with a conspicuous straight discal white band across the upperside of the forewing.
- ♂<sup>5</sup>. Underside not tinted with lilac; the ocelli on a pale ground.  
 142. *L. HYRANIA*, N.-W. Himalayas.
- ♂<sup>6</sup>. Underside tinted with lilac; the ocelli on a shining lilac ground. Female unknown.
143. *L. DINARBAS*, Sikkim.
- ♂<sup>7</sup>. Male, underside, forewing with three brown lines crossing the cell. Female unknown.
144. *L. SERBONIS*, Sikkim.
- ♂<sup>8</sup>. Male and female, upperside, forewing with a conspicuous even curved white band across the disc.  
 145. *L. ROHRIA*, Himalayas to Tenasserim.

125. *Lethe sinorix*, Hewitson.

*Debis sinorix*, Hewitson, Ex. Butt., vol. iii; *Debis* pl. iii, figs. 19, 20 (1863), male.

HABITAT: Cherra Punji and Sibsagar, Assam; Daffa Hills.

EXPANSE: 2.6 to 3.0 inches.

DESCRIPTION: "MALE: UPPERSIDE rufous-brown. Forewing with three pale yellow spots near the apex. Hindwing with a broad rufous band near the outer margin, encircling four round black spots: the second spot large, the fourth small. [In some specimens there is a fifth spot placed between the third median and discoidal nervules; and a sixth placed in the interspace behind the first median nervule.] UNDERSIDE rufous. Both wings crossed by two continuous linear bands of rufous-brown. Forewing with the apex lilac-white; the three yellow spots as above, and associated with them two small ocelli. Hindwing with a band of six small ocelli, the third out of line [sometimes entirely absent], each with white pupil and rufous iris bordered with brown, and again with silvery white [the anal one is usually bipupilled]: a triangular white spot at the anal angle: a submarginal line of lilac-white; the margin rufous, bordered on both sides with black." (*Hewitson*, l. c.) THE FEMALE is unknown.

We have no precise record of the capture of this species. It is closely allied to *L. kansa*, and seems confined to our eastern frontier.

126. *Lotho kansa*, Moore.

*Debis kansa*, Moore, Horsfield and Moore, Cat. Lep. E. I. C., vol. i, p. 220, n. 456 (1857).

HABITAT: Sikkim, Manipur, Sibsagar, Upper Tenasserim.

EXPANSE: 2.75 to 3.00 inches.

DESCRIPTION: "MALE: UPPERSIDE glossy olive-brown. *Hindwing* with caudal appendage somewhat long; marginal row of blackish spots indistinct. UNDERSIDE drab, with two transverse dark lines. *Forewing* with four pale ocelli. *Hindwing* with six small black ocelli, encircled by a yellow, brown, and then a lavender-coloured line; the sixth minute and geminated." (Moore, l. c.)

Moore's description of the female, which is appended below,\* is manifestly erroneous, and appears to have been taken from a specimen of *L. vindhya*, Felder.

The MALE on the UPPERSIDE of the *forewing* frequently has three submarginal ochreous spots, the first placed in the interspace above the termination of the costal nervure, the other two in the interspaces below the second discoidal and third median nervules, one in each. In the *hindwing* the submarginal spots are very distinct, black, rounded, and enclosed each in an ochreous ring; the first and fifth are subequal in size; the second the largest, but only a little larger than the fourth; the third the smallest of all. The usual marginal fine lines. On the UNDERSIDE the ground-colour is usually glossed with violet; the *forewing* in many specimens has a short dark brown transverse bar across the middle of the cell; and the disco-cellular nervules in both wings defined with dark brown. The FEMALE differs from the male in the wings being broader and the markings more distinct, especially the ochreous spots on the *forewing*, and it has in addition two or three ochreous subcostal spots as the outer edge of the transverse line which partially shows through from the underside; the outer dark line on the UNDERSIDE of the *hindwing* is more conspicuously dilated into a round spot in the middle of the interspace between the third median and discoidal nervules than in the male.

Messrs. Otto Möller and de Nicéville have taken both sexes of this species in the Sikkim Hills at low elevations in October. Mr. A. O. Hume took it in the eastern hills of Manipur in May, and Captain C. T. Bingham in the Thoungyeen forests in March.

127. *Lotho samio*, Doubleday, Hewitson.

*Debis samio*, Doubleday, Hewitson, Gen. D. L., p. 360, n. 8, pl. lxi, fig. 3 (1851), male.

HABITAT: East India.

EXPANSE: 2.7 inches.

DESCRIPTION: MALE: UPPERSIDE, both wings dark rich brown. *Forewing* narrow, produced; outer margin slightly concave, without spots or markings. *Hindwing* with a broad rufous band near the outer margin, bearing four round black spots, the third very small and out of line, being placed close to the outer margin. A fifth spot between the first and second median nervules is black, oval, and has an outer ferruginous ring. An indistinct submarginal black line. (Described from the figure in the Gen. D. L. The underside is not shown, but some hints regarding it can be gathered from the description of *L. distans*, p. 148.)

On the upperside the *forewing* agrees exactly with *L. mekara*, but differs from *L. sinorix* in being quite immaculate. The *hindwing* differs from both *L. mekara* and *L. sinorix* in having the rufous band much brighter in colour, more sharply defined, and not extending to the fifth spot, which is separated from it by the ground-colour.

We have not seen a specimen of this species, nor, as far as we are aware, has any record of the capture of a second specimen ever been published. See remarks on the following species; also *L. distans*, p. 148.

\* *Debis kansa*. "FEMALE: UPPERSIDE dark brown. *Forewing* with darker line across the disc. *Hindwing* with five large black spots, narrowly encircled with red, from anterior angle. UNDERSIDE brown, darkest within the outer transverse line; the inner line within, about the apex of *forewing*, glossed with lavender-colour; ocelli pale. *Hindwing* with the anterior first and fifth ocellus large, that at the anal angle geminated, all encircled with a glossy lavender band." (Moore, Cat. Lep. E. I. C., vol. 1, p. 220, n. 456 (1857).)

128. *Lethe purana*, Felder.

*Debis purana*, Felder, Wien. Ent. Monatsch., vol. iii, p. 401, n. 43 (1859); *Lethe purana*, Butler, Cat. Lep. B. M., *Satyridæ*, p. 118, n. 28 (1868).

HABITAT: Not given.

EXPANSE: Not given.

DESCRIPTION: "UPPERSIDE fulvous-brown. *Forewing* subfalcate, with the apex subtruncate, with an external nearly straight macular fascia, diffused outwardly, and an adjacent obsolete spot, white. *Hindwing* extended, subcaudate externally; the *cilia* white at the tips, with an angulate discal striga, and an adjacent obsolete spot, swarthy; an external band pale fulvescent, with four large spots uniform, each spot (the third excepted) large, rounded, marked with swarthy, with a round black ocellus circled with yellow, including a white spot near the anal angle; a marginal fulvescent line. UNDERSIDE pale brown, shining with lilac. *Forewing* paler outwardly, with a subbasal striga, terminated externally with lilac powdering, and another oblique discal, broadly bordered with white externally, ferruginous swarthy; four obsolete exterior ocelli whitish-brown, with a swarthy pupil marked with white, margined with brown, and placed on a white ground tinted with lilac; with two marginal swarthy lines. *Hindwing* with a straight submedian striga, margined externally with lilac; a discal litura and another striga, angulate, corresponding to the upperside, swarthy; six exterior black ocelli arranged in a bent line, broadly circled with yellow, and margined with swarthy, including a white drop (geminat in the anal one), each placed upon a whitish lilac ground; an anal spot of the same colour, and two swarthy marginal lines."

"*D. purana* is allied to *D. samio*, Doubleday, but is sufficiently distinguished from it by the white band of the forewing, the different position and formation of the ocelli, the more angular hindwing and the bands being entirely differently formed." (Felder, l. c.) "Is not this the female of *L. samio*?" (Butler, l. c.) The description is apparently that of a female, and it is not improbable that Butler's suggestion is a correct one. We have never seen a specimen of this species, nor has any other record of its capture been published to our knowledge.

129. *Lethe vindhya*, Felder.

*Debis vindhya*, Felder, Wien. Ent. Monatsch., vol. iii, p. 402, n. 44 (1859).

HABITAT: Assam; Dona Range, Upper Tenasserim.

EXPANSE: ♂, 3.6 to 3.8 inches.

DESCRIPTION: "MALE: UPPERSIDE ferruginous-swarthy, with an exterior obsolete swarthy line. *Forewing* subfalcate, the outer border paler. *Hindwing* subcaudate, with five large exterior obsolete blackish-swarthy spots, the last marked with a white dot. UNDERSIDE brown, with the basal half (especially about the disc) obscure swarthy, terminated outwardly by a swarthy line (in the forewing oblique, continuous; in the hindwing curved, subangulate in the middle); with a submedian striga on both wings, swarthy, margined outwardly with lilac, and two marginal swarthy lines. *Forewing* outwardly and at the apex powdered with lilac; a cellular patch swarthy, circled with white; five exterior ocelli arranged in a line, yellow, circled with swarthy and white, including a black pupil marked with white. *Hindwing* with six unequal ocelli arranged in a bent line, black, narrowly bordered with yellow and fuscous, marked with a white drop, each on a lilac ground, the first and fourth [? fifth] much larger, the sixth geminate. *Thorax* and *abdomen* black above, beneath pale fawn-colour."

"This species reminds one on the upperside of *Debis* [= *Lethe*] *samio*, Doubleday, and differs from *L. purana* in the absence of the white band on the forewing, the different curve of the outer line of the hindwing, and the less projecting angles of the same." (Felder, l. c.)

There can be but little doubt that *L. dolopes* which follows is the female of this species, but in the absence of sufficient evidence to decide the point, we retain them for the present as distinct.

This is a very distinct and beautiful species. In the Indian Museum, Calcutta, there are two male specimens, one from Sibsagar, Assam, the other with no precise locality; and in

Major Marshall's collection there is a single male taken by Captain C. T. Bingham in the Donat Range, Upper Tenasserim, in January. (See remarks on *L. alberta*, below.)

130. *Letho dolopes*, Hewitson.

*Debis dolopes*, Hewitson, Ent. Month. Mag., vol. ix, p. 85 (1872).

HABITAT: Sikkim.

EXPANSE: 2.5 inches.

DESCRIPTION: "FEMALE: UPPERSIDE rufous-brown. *Forewing* crossed from the costal margin beyond its middle to a little above the anal angle by a band of paler colour, straight until it reaches the submedian nervure, where it makes an angle inwards. *Hindwing* tailed: crossed by a submarginal band of five blind black ocelli bordered with dull yellow, the middle ocellus much smaller than the rest. UNDERSIDE: *Both wings* rufous-brown to beyond the middle, crossed by a continuous common band of dark brown, bordered outwardly by lilac-white, the margin of the brown sharp and well defined: the wing beyond it rufous-white. *Forewing* with four scarcely visible ocelli. *Hindwing* with seven ocelli, which are small and black, each with a white centre and yellow iris bordered with brown, the first and fifth largest." (*Hewitson*, l. c.)

We have not seen a specimen of *L. dolopes*, but as the description of the underside agrees well with that of *L. vindhya*, we are inclined to believe, as noted above, that *L. dolopes* is only the female of that species.

131. *Letho alberta*. Butler.

*L. alberta*, Butler, Ann. and Mag. of Nat. Hist., fourth series, vol. viii, p. 283 (1871); idem, id., Lep. Ex., p. 87, pl. xxxiii, fig. 5 (1872), male.

HABITAT: Benares, Tanasserim.

EXPANSE: 2.92 inches.

DESCRIPTION: "MALE: UPPERSIDE olivaceous-fuscous. *Forewing* with the apical area abruptly paler. *Hindwing* with four large black blind ocelli, circled with ferruginous; the external margin blackish; a very indistinct swarthy submarginal line. UNDERSIDE chestnut-swarthy; the apical area paler; a black median line, margined outwardly with grey; another discal defining the basal area, angulate in the hindwing. *Forewing* with the margin tinted with rosy; a black submarginal line; the discal area rosy towards the inside, swarthy outwardly, with the apex bluish; six discal ocelli black, circled with yellow, and zoned with rosy. *Hindwing* with the external margin greenish; a black submarginal line; the discal area ochraceous-fuscous inwardly, blackish chestnut outwardly; seven ocelli in an irregular series; the fifth the largest, black, circled with yellow, and zoned with pale green. *Body* cinereous-fuscous. Allied to *L. samio*, *distantis*, &c." (*Butler*, l. c. in Ann. and Mag. of Nat. Hist.)

Butler in his Lep. Ex. states that he has seen a female of this species in Mr. Moore's collection, but it is as yet undescribed. We have never seen *L. alberta*: the habitat given (Benares) is almost certainly incorrect, no *Lethe*, except possibly *L. europa*, is likely to occur in the plains of the North-West Provinces, at all events so far away from the hills.

Among a collection of Butterflies taken to England by Captain Bingham from Tenasserim and presented to the British Museum is a *Lethe* regarding which Butler writes "probably conspecific with *L. alberta*, though differing from the type of that species in having five instead of four large ocelli on the upperside of the hindwing, and lilacine instead of greenish zones to the ocelli on the underside. A nearly allied, though apparently distinct, species found in Darjiling has sericeous pink zones to the ocelli." (*Butler*, Ann. and Mag. of Nat. Hist., fifth series, vol. x, p. 373, 1882). It is probable that Mr. Butler's remarks apply to the Tenasserim *Lethe* we have identified above as *L. vindhya*, and it seems further probable that in describing *L. alberta* Felder's description of *L. vindhya* was overlooked by Mr. Butler, and that the two are inseparable; if the four ocelli of the *hindwing* on the upperside and the green zones on the underside are not constant characters, there is nothing that we can trace to separate the two as distinct species.

132. *Lethe mekara*, Moore. (PLATE XI, FIG. 24 ♂ ♀.)

*Debis mekara*, Moore, Horsfield and Moore, Cat., Lep. E. I. C., vol. i, p. 219, n. 454 (1857).

HABITAT: N.-E. India and Upper Tenasserim.

EXPANSE: 2.6 to 3.1 inches.

DESCRIPTION: "MALE: UPPERSIDE glossy olive-brown. *Hindwing* with four round spots encircled with red. UNDERSIDE with two transverse lines. *Forewing* with five submarginal pale ocelli. *Hindwing* with six brown ocelli, encircled by a yellow and then a black line, the centre being minutely spangled with white." (Moore, l. c.) FEMALE: UPPERSIDE rufescent brown. *Forewing* with the apical area darker, almost black in a fresh specimen from Tenasserim, crossed beyond the cell by an angulate macular white band, consisting of a short oblique bar from the costa to third median nervule, below which are two triangular spots directed inwards, one on each median interspace: a subapical bifid white spot near the costa. *Hindwing* as in the male, but rufescent instead of brown, and having five or six round black spots circled with paler red, the two upper large, the third smallest, except when the sixth is present, in which case the latter is the smallest. UNDERSIDE ochreous. *Both wings* crossed by a continuous brown subbasal line not quite reaching the margin at either end, beyond which the ground-colour is paler; a broad median dark brown band sharply defined externally crosses both wings, straight on the forewing, somewhat angled on the hindwing at the middle. *Forewing* with the white macular band as on the upperside, cutting through the median brown band in its upper half, the white spots below following its exterior margin; five or six obscure ocelli, the first and fourth incomplete; the outer margin brown bearing two ochreous lines finely defined with dark brown. *Hindwing* with six ochreous brown ocelli, complete, of irregular shape spangled with whitish, and circled with yellow and dark brown; outer margin as in forewing, but the marginal lines clearer and brighter. Except in the absence of the white band of the forewing, and the straighter outline of the median band the underside of the male closely resembles that of the female.

The underside of this species very closely resembles that of *L. chandica*, but in the latter species the outer margin of the median brown band on the hindwing is far more sharply angulate extending into a lengthened point beyond the cell. *L. mekara* is found in the same tracts as *L. chandica*, and extends also into Tenasserim, where it has been taken both by Limborg and Captain C. T. Bingham, but not commonly. Captain Bingham has sent a female from the Donat Range, taken in April, and a male in February. The latter of these two specimens differs from North-Indian examples in having the ferruginous outer area of the upperside of the hindwing brighter in shade, and rather more extended. On the underside the ground-colour is more ochreous. The ferruginous ground-colour of the upperside of both wings of the female is also brighter. Mr. Otto Möller has taken it in Sikkim in April, August, and October.

The figure is taken from a male specimen from Sikkim, and a female specimen from Sibsagar, in the Indian Museum, Calcutta, and shows the upperside of both.

133. *Lethe distans*. Butler.

*L. distans*, Butler, Trans. Ent. Soc. Lond., 1870, p. 488; idem, id., Lep. Exot., p. 87, pl. xxxiii, figs. 4, 6 male, 7 female (1872).

HABITAT: Darjiling.

EXPANSE: ♂, 2.75; ♀, 3.1 inches.

DESCRIPTION: "MALE, allied to *L. samio*,\* differing in the more arched costa, and sinuate outer margin of the *forewing*. *Hindwing* above, with dusky-ferruginous outer area, exhibiting five blackish spots, the second the largest, outer margin dusky, especially towards the anal angle. UNDERSIDE paler than in *L. samio*; the prevailing colour pale ochraceous, the central lines much more irregular and wider apart than in *L. samio*; the ocelli of the *hindwing* irregular, with numerous pupils; the fourth not thrown out of the series as in *L. samio*."

\* *Lethe samio*, p. 145, ante.

(Butler, l. c. in Trans. Ent. Soc. Lond.) "FEMALE: UPPERSIDE, with the basal area ferruginous. Forewing with a small band beyond the cell, a bifid subapical spot; and three [as in *L. minerva* not two as in *L. mekara*] discal, submedian, in an angulate transverse row, white. Hindwing with the ocelli circled widely with yellow; a median angulate line black inwardly, and yellow outwardly; otherwise almost as in the male." (Butler, l. c. in Lep. Ex.)

This appears to be a very rare species; we have never seen a specimen. It differs from *L. mekara* in the MALE, in the outer area of the forewing being abruptly paler as shewn in the figure (in *L. samio* it is concolorous throughout), and in having five instead of four black spots in the hindwing. On the UNDERSIDE the central lines in *L. distans* are far more irregular than they are in *L. mekara*. The FEMALE differs on the UPPERSIDE of the hindwing from *L. mekara* in the basal ferruginous area being produced into a long curved point at the third median nervule, and this area and the spots being outwardly defined with yellow.

#### 134. *Lethe chandica*, Moore.

*Debis chandica*, Moore, Horsfield and Moore, Cat. Lep. E. I. C., vol. i, p. 219, n. 455 (1857).

HABITAT: North-East India; Tenasserim.

EXPANSE: ♂, 2.5 to 3.0; ♀, 2.62 to 3.00 inches.

DESCRIPTION: "MALE: UPPERSIDE dark brown, about the disc blackish. Hindwing with indistinct submarginal spots. UNDERSIDE: Forewing pale drab-brown, and having a purple tinge; along costal margin, and broadly on exterior margin, yellowish; transverse red line crossing from middle of discoidal cell; and another irregular brown line across the disc; five pale ocelli; straight marginal, and wavy submarginal line. Hindwing drab-brown, two irregular zig-zag transverse lines, anteriorly within yellowish, posteriorly ferruginous-brown; six ocelli encircled with a yellow and brown line, the three anterior, and last posterior, black, the other two drab, all minutely spangled with white; exterior margin yellowish; marginal line, and submarginal row of ill-defined lunular marks, ferruginous-brown. FEMALE: UPPERSIDE: Forewing with the basal half obliquely brownish-red, anterior half brown, with a band obliquely from middle of costal margin, terminated by two spots, white: also a small white subapical spot. Hindwing brownish-red, anterior angle and along exterior margin yellowish, a submarginal row of indistinct spots and marginal line black. UNDERSIDE as in male, excepting that the oblique band of forewing is more distinct." (Moore, l. c.)

*Lethe chandica* is not uncommon in the lower valleys in Sikkim, where Mr. Otto Möller has taken it in May, August, and October. It also occurs in the Khasi Hills and Sylhet. Mr. A. O. Hume took it in the Eastern hills of Manipur in May; Captain C. T. Bingham in the Thoungyeen forests in Upper Tenasserim, in September; and the late Mr. Cock took it at Shillong. See remarks on *L. mekara*, p. 148.

#### 135. *Lethe europa*, Fabricius.

*Papilio europa*, Fabricius, Syst. Ent., p. 500, n. 247 (1775); *Oreas marmorata europa*, Hübner, Samml. Exot. Schmett., vol. i, pl. xc, figs. 1-4 (1805); *Lethe europa*, id., Verz. bek. Schmett., p. 56, n. 534 (1816); *Satyris europa*, Godart, Enc. Méth., vol. ix, p. 478, n. 6 (1819); *Papilio berol*, Cramer, Pap. Ex., vol. i, pl. lxxix, figs. C, D (1775), female; *Papilio arete*, Cramer, Pap. Ex., vol. iv, pl. cccxiii, figs. E, F (1780), male; *Lethe arcuata*, Butler, Cat. Lep. B. M., *Satyrida*, p. 114, n. 4, pl. ii, fig. 3 (1868), male; *Lethe europa*, Distant, Rhop. Malay., p. 43, pl. v, fig. 5, male, 6 female (1882).

HABITAT: The plains of India, Sikkim, Burma, the Andamans, Malayana, and China.

EXPANSE: 2.4 to 3.0 inches.

DESCRIPTION: MALE: UPPERSIDE dull brown. Forewing with an incomplete pale band from the costa just beyond the cell, and coincident with the white inner band below, nearly obsolete in some specimens; a trifid whitish spot with a pale ochreous spot below it near the apex; two ochreous marginal interrupted lines edged with dusky, broadly internally. Hindwing also with two ochreous marginal lines defined with dusky, broadly bordered with dusky internally; a row of submarginal black spots sometimes obsolete, that near the apex

coalescing with the dusky margin. **UNDERSIDE** with the basal area dark umber brown, crossed by a prominent silvery white subbasal streak on both wings. *Forewing* with a white oblique transverse discal band tinged with yellow, joined at the middle by a pale band from the apex, forming together a Y-shaped figure, and enclosing a dark brown triangular patch; a row of six ocelli on the outer pale band, the sixth geminate, all grey with irregular black pupils, and circled with pale brown and violet; the area beyond the ocelli yellowish, shading into dark brown towards the margin, and grey at the apex; two ochreous marginal lines sharply defined with black lines. *Hindwing* with six very large ocelli, all profusely irrorated with white, and all, except the first, disintegrated, the whole enclosed by a silvery lilac line; an outer ochreous and an inner silvery marginal line both sharply defined with black. *Cilia* ochreous. **FEMALE** similar to the male, but paler coloured; on the **UPPERSIDE** the *forewing* is crossed from middle of costa to outer angle by a broad straight pure white band, the subapical spots are pure white; and on the *hindwing* the submarginal black spots are more prominent. **UNDERSIDE** similar to the male, but having in addition a broad transverse white bar on *forewing* which more or less obliterates the two lower ocelli.

This is the type corresponding with *L. arete* of Cramer, which is common in Sikkim, Assam, Sylhet, Upper Tenasserim, Calcutta, South India, and the Andaman Islands. There is another form corresponding with *L. beris* of Cramer, in which the basal portion of the wings on the underside is much paler, and the silvery subbasal streak is broadly bordered externally on the hindwing, and up to the cell of the forewing with pale grey. This form was found commonly in the Barrackpore Park in November, by Major Marshall, and was taken by Captain C. T. Bingham in Upper Tenasserim from December to April. The only specimen from Calicut in the Indian Museum seems to be intermediate between the two forms. The specimens from the Andamans are the largest and darkest of all. It occurs also in Orissa, but has not been recorded from Ceylon; and Mr. de Nicéville has taken it in Sikkim, in October. Its range is exceedingly wide, and it is the only *Lethe* that we know to occur in the plains of India.

Mr. Kirby in his supplement places *L. arete* as a distinct variety.

### 136. *Letho drypetis*, Hewitson.

*Debis drypetis*, Hewitson. Ex. Butt., vol. iii, *Debis* pl. ii, figs. 11, 12 (1863), female; *Debis embolina*, Butler, Ent. Month. Mag., vol. iii, p. 77 (1866), male; *Letho drypetis*, Moore, Lep. Cey., p. 17, pl. viii, figs. 1, 16 male, 1a female (1882).

**HABITAT**: Ceylon.

**EXPANSE**: 2.4 to 2.6 inches.

**DESCRIPTION**: "**MALE**: **UPPERSIDE** dark olive-brown. *Forewing* without markings. *Hindwing* with three submarginal very indistinct small black spots. **UNDERSIDE** dark brown; *both wings* with a transverse subbasal wavy dark-bordered purple line. *Forewing* with an oblique transverse discal purple band, a submarginal curved row of five small purple-bordered ocelli, the upper one indistinct, a marginal narrow pale wavy line. *Hindwing* with a transverse discal medially-angled purple-bordered dark brown line; a submarginal row of five purple-bordered ocelli, the first or upper one and the fifth only regularly formed; the others oval and numerous white speckled; a marginal distinct lunular purple line. *Cilia* brownish-ochreous. **FEMALE**: **UPPERSIDE** ferruginous olive-brown, externally dusky-brown. *Forewing* with two prominent subapical ochreous-white spots, an oblique transverse discal macular band extending to first median nervule, submarginal small indistinct black spots. *Hindwing* with four upper submarginal ochreous-yellow outer bordered black spots, the second spot large, and extending to the pale-bordered marginal line, the first being a minute apical dot with broad yellow outer border. **UNDERSIDE** paler, markings as in male, except that on the *forewing* the oblique discal band is purplish-white, the lower submarginal ocellus is absent, and the ocelli on *both wings* are bordered with purplish-white. *Body* dark olive-brown; *palpi* at sides, and *legs* beneath grey streaked." (Moore, l. c.)

"Taken [in Ceylon] in the hills of the Central Province at 3,000 feet and slightly above at all times. Very local; found in several spots of limited extent." (Hutchison.)

137. *Lethe todara*. Moore.

*L. todara*, Moore, Trans. Ent. Soc. Lond., 1881, p. 305.

HABITAT: Nilgiris.

EXPANSE: ♂, 2'3; ♀, 2'6 inches.

DESCRIPTION: "MALE: UPPERSIDE dark olive-brown, both wings without markings. UNDERSIDE dark vinous-brown. *Forewing* with a transverse duplex subbasal and an oblique discal waved purple line, a submarginal row of five indistinct small ocelli encircled by a purple border; a marginal narrow purple line, the extreme outer margin being ochreous. *Hindwing* with a transverse discal waved medially angled purple line, six submarginal ocelli encircled by a purple border, the first and fifth large and regularly formed, the second, third, and fourth, and duplex sixth narrow and minutely white-speckled; a narrow marginal purple line and ochreous outer border. FEMALE: UPPERSIDE ochreous-brown, dusky externally. *Forewing* with two ochreous-white, small, ill-defined, subapical spots, and an oblique discal irregular band. *Hindwing* with three submarginal apical black spots, the two lower slightly bordered externally with ochreous-white, above them is an ochreous-white apical spot; marginal line bordered with pale ochreous. UNDERSIDE paler, markings as in male, but more prominent, and all with paler purple borders. *Forewing* with an oblique discal ochreous-white band, which extends to the posterior angle, the lower submarginal ocellus obsolete, extreme outer margin of *both wings* ochreous."

"This species is nearest allied to the Ceylonese *Lethe drypetis*, Hewitson." (Moore, l. c.) After a careful examination of a large series of *L. drypetis* from Ceylon, and *L. todara* from South India and Orissa, we have come to the conclusion that there is only one species, which will stand as *L. drypetis*, as we can detect not the slightest difference between the Ceylon and continental examples; no indication is given of the characters relied on, and the descriptions by Moore of both species apply equally well to the specimens from both localities. We have specimens taken at Mynall 2,000 feet elevation in May, at Trevandrum in June, and at Calicut in September, also examples from the Wynaad, and from Khurdah in Orissa.

138. *Lethe daretis*, Hewitson.

*Debis daretis*, Hewitson, Ex. Butt., vol. iii, p. 75, *Debis* pl. ii, figs. 7, 8 (1863), *female*; *Lethe daretis*, Moore, Lep. Cey., p. 18, pl. vii, figs. 2, 2b *male*, 2a *female* (1880).

HABITAT: Ceylon.

EXPANSE: ♂, 2'1; ♀, 2'4 inches.

DESCRIPTION: "MALE: UPPERSIDE dark olive-brown. *Forewing* with a very small ochreous costal spot above end of the cell, and two small less distinct spots before the apex. *Hindwing* with a submarginal row of five small indistinct black slightly pale-bordered spots. UNDERSIDE dark brown, with a median and subbasal transverse sinuous purple-grey band on *both wings*. *Forewing* with an oblique discal transverse pale ochreous irregular lunular band, five small black purple-bordered submarginal ocelli, and marginal lunular purple line. *Hindwing* with six distinct well-formed purple-bordered submarginal ocelli, and marginal lunular purple line. FEMALE: UPPERSIDE ferruginous olive-brown. *Forewing* with two prominent ochreous-yellow subapical spots, transverse discal macular band extending to the submedian nervure, and four or five small indistinct black submarginal spots. *Hindwing* with a submarginal row of five well-defined oval ochreous-yellow bordered black spots, an upper marginal narrow lunular yellow line. UNDERSIDE as in male, markings more prominent, oblique discal band on *forewing* broader. *Cilia* alternated with white. *Body* dark brown. *Palpi* at sides, and *legs* beneath grey streaked." (Moore, l. c.)

"Found [in Ceylon] all the year round, but most plentiful in the spring in the hills of the Central Province at about 5,000 to 6,000 feet elevation, in grass-land or close to forests. Rather shy, flight rapid, often settling down in grass, or on open road." (Hutchison.)

139. *Lethe dyrta*, Felder. (PLATE X, FIG. 22 ♂ ♀).

*Debis dyrta*, Felder, Reise Novara, Lep., vol. iii, p. 497, n. 860 (1867); *Letha dyrta*, Butler, Cat. Lep. B. M., *Satyridæ*, p. 115, n. 6 (1868).

HABITAT; The Himalayas generally up to 8,000 feet from Murree eastwards; the Khasi Hills; Meplay Valley, Tenasserim.

EXPANSE: ♂, 2.1 to 2.2; ♀, 2.4 to 2.5 inches.

DESCRIPTION: "FEMALE: UPPERSIDE dilute swarthy, the *cilia* broadly intersected with white. *Forewing* with the apical half darker, the band as in *L. drypetis* but a little broader and pure white, more oblique, and more excised within, excised at the lower discoidal fold without; with a whitish spot below the band, and three subapical placed as in *L. drypetis*, but the lowest evanescent. *Hindwing* with a rounded subapical spot, a somewhat diffuse macular band parallel with the margin, a narrow stripe before the margin, and the margin before the *cilia*, obscure swarthy. UNDERSIDE much paler. *Forewing* with a small fascia extending below the cell, defined externally with hoary; then a bent stripe on a hoary ground within the cell, and the apical two-thirds broadly deep fuscous; the white band as on the upperside, but wider and almost reaching the submedian nervure; three blackish ocelli with white irides, and broadly circled with swarthy and lilac-white, connected with and starting from the white band, with two upper subapical spots merging into the swarthy ground-colour at the outer edge; a lilac-white streak edged with swarthy, much dilated at the apex, and another fulvescent streak immediately beyond it before the margin. *Hindwing* with two swarthy basal streaks, connected, and each bearing a hoary stripe, the outer giving out a process beyond the cell; six large ocelli broadly circled with swarthy and lilac-white; the uppermost largest and retired inwardly with a single white pupil, the last but one blind, and the last geminate, black speckled with white with a yellowish iris; the remaining three yellowish brown, the pupil black, lacerated, and profusely speckled with white; a lilac-white stripe, defined with swarthy, widely on the inside, and another fulvous streak before the margin." (Felder, l. c.) MALE similar to the female, but smaller, the UPPERSIDE lacking the white band on the *forewing*, having in its place a whitish spot on the costa, while only the extreme apex is darker. On the UNDERSIDE the white band is indistinct, and a fourth ocellus appears on the line of the band.

Felder also states that "the margin of the wings is more regularly scalloped between the nervures than in the allied *L. drypetis*, and the outer margin of the *forewing* not concave." But these distinctions do not appear to hold good, as many specimens of *L. dyrta* have the outer margin of the *forewing* distinctly concave, and the margin is not more regularly scalloped than in *L. drypetis*; the chief distinction in the female appears to lie in the upperside of the *hindwing*, which in *L. drypetis* has an ochreous subapical spot, and all the marginal and submarginal markings more boldly defined. The males can easily be distinguished from one another, as the upperside of the *forewing* in *L. drypetis* is unmarked, while in *L. dyrta* there are three subapical ochreous spots.

*L. dyrta* has been found in Tenasserim by Captain C. T. Bingham in February; in the Khasi Hills in May and November; and in the N.-W. Himalayas it is very common throughout the warmer months.

There is a *Letha* found in the Khasi Hills of this type, which differs from *L. dyrta* by having in both sexes on the upperside of the *hindwing* a distinct submarginal row of five blackish spots largest near the costa, and more or less distinctly bordered with paler brown externally. Moreover in all Shillong specimens the white band of the female is extended by an adjacent large white bifid spot below the first median nervule, whereas in the Western Himalayan specimens there is only a slight suffusion of whitish just below the nervule in continuation of the white band.

The figure is taken from a male specimen from Shillong, and a female from Kulu, and shows the uppersides only.

140. *Lothe neelgherriensis*, Guérin.

*Satyrus (Cyllo) neelgherriensis* and *neelgherriensis*, Guérin, in Delessert's Voy. „dans l'Inde, pt. 2, p. 74, pl. xxi, figs. 1, 1a (1843), male; *Debis neelgherriensis*, Horsfield and Moore, Cat. Lep. E. I. C., vol. i, p. 217, n. 447 (1857); *D. neelgherriensis*, Hewitson, Ex. Butt., vol. iii, *Debis* pl. ii, fig. 6 (1863), female; *Lothe neelgherriensis*, Butler, Cat. Lep. B. M. *Satyridæ*, p. 115, n. 8 (1868); id., Moore, Lep. Cey., p. 16, pl. vii, figs. 1 male, 1 a female (1880).

HABITAT: South India, Ceylon.

EXPANSE: 2'1 to 2'3 inches.

DESCRIPTION: MALE: "UPPERSIDE blackish smoky-brown. *Forewing* with a yellowish spot beyond the middle at the costal margin, divided into three by the nervules; two square spots near the apex; and another spot near the external margin at one-third the length from the hinder angle. *Hindwing* unspotted, but showing through by transparency some traces of the ocelli of the underside [especially the second ocellus from the apex, at the site of which there is, in some specimens, a round indistinct dark spot]; the marginal lines as on underside, but less distinctly marked. *UNDERSIDE* with a very irregular sinuous and dented greyish white band across both wings, larger towards the costa of the forewing, not corresponding exactly on the hindwing. [This band is bordered with brown on both sides; on the *forewing* beyond it is a very zigzag greyish white line across the cell; an irregular whitish macular line from the costa beyond the cell to the hinder angle, and a row of five round ocelli concave to the outer margin on a whitish ground; the uppermost obsolete at the apex; the margin is narrowly dark brown, followed by a yellowish line, then a dark brown line, then a grey line bordered on the outside with dusky.] *Hindwing* with another greyish band bordered with brown a little beyond the middle, and strongly angulated towards the outer margin a little before the middle of its length; between this last band and the margin are situated six black ocelli encircled with first yellow, then brown, and then ashy grey; the first, which touches the costa, is the largest, and has in the middle a large white pupil; the three following are oval and elongated, the black portion with a great number of little white dots scattered over it; the fourth [? fifth] is quite round, much retired towards the margin, and well defined, having in the middle only three or four white dots [it is often entirely blind], the ocellus at the anal angle is in a line with the third, fourth and fifth, [? second, third and fourth] and geminate with two black ovals surrounded with and separated by yellow, and sprinkled with numerous white dots. Both wings have the *cilia* whitish; and the *hindwing* has the marginal lines as in the forewing, but more sinuous and irregular."

The above is taken from Guérin's original description, the parts in brackets being added to complete it where deficient.

"FEMALE: UPPERSIDE, light brown. *Forewing* with the outer half dark brown, crossed obliquely beyond the middle of the wing by three white spots, and near the apex by two of the same colour. *Hindwing* with a band of four spots beyond the middle, the outer margin and two submarginal lines black. [The narrow line between the margin and first submarginal black line is yellowish.] *UNDERSIDE* grey and rufous-brown. *Forewing* with the white spots as above, and between them a band of three ocelli. [The three white spots across the middle tend to become confluent, forming an irregular maculated band across the wing.] *Hindwing* with two perfect ocelli only—one, the largest, at the costal margin, the other towards the anal angle; between these ocelli there is a trifid triangular space minutely dotted with black and white; and at the anal angle an eye-like rufous spot enclosing two oval spots of black, dotted with white." (Hewitson, l. c.)

*L. neelgherriensis* very closely resembles *L. dyris* on the underside, so much so that, with the exception of the band of the forewing being maculated and irregular in the former, and prominent and continuous in the latter, the differences are very difficult to describe. On the upperside, however, the presence in *L. neelgherriensis* of the whitish spot on the forewing of the male near the hinder angle, and in the female the white band being replaced by three separate square white spots, render it notably distinct from *L. dyris*.

In Horsfield and Moore's Cat. Lep. E. I. C. (1857) it is recorded from Bhutan, N. India, and Darjiling; but this probably requires confirmation; it was originally described both by

Guérin and Hewitson from the Nilgiri Hills, and is probably to be found in suitable localities throughout the south of the peninsula. Mr. Fergusson has taken it in the Ashamboos Hills in Travancore in May, and again in July at Trevandrum. Mr. E. H. Aitken took it at Khandalla in April. Lieutenant-Colonel Swinhoe has taken it at Mhow in the autumn, and also commonly at Abu; but we have never seen a specimen from further north than this latter place. It also occurs in Ceylon, where it is "found in the neighbourhood of coffee-plantations south of Newera Eliya, at about 3,000 feet elevation. It appears plentifully, except from January to March." (*Hutchison*). "Taken also at Kandy and Dickoya by Captain Wade." (*Moore*, l. c. in Lep. Cey.)

141. *Lethe satyavati*, de N.

*L. satyavati*, de Nicéville, Journ. A.S.B., vol. xlix, pt. 2, p. 246 (1880).

HABITAT: Sibsagar, Assam.

EXPANSE: 2.7 inches.

DESCRIPTION: FEMALE: UPPERSIDE dull brown, paler towards the margins. *Forewing* with an indistinct submarginal darker line. *Hindwing* with a submarginal series of four rounded spots darker than the ground-colour, placed one in each interspace above the first median nervule; two marginal darker lines defined inwardly by paler lines than the ground-colour. UNDERSIDE pale brown, with no ochreous tint, and washed with lilac, especially on the outer half. *Both wings* crossed by a prominent brown nearly straight subbasal line outwardly margined with lilac. *Forewing* with an irregular discal transverse brown line; a bar in the cell within the subbasal line; five indistinct submarginal ocelli circled with lilac and brown on a lilac ground; and a yellowish marginal line edged on both sides with dusky, within which is a brown waved band on the lilac ground between the ocelli and the margin. *Hindwing* with a discal very much angled dark brown line, within which is a very distinct lilac line above the third median nervule and just beyond the apex of the cell; the submarginal ocelli large, the upper one distinctly pupilled with white, and all of them profusely speckled with white; the usual marginal markings. Similar in outline to *L. latiaris*, ♀, and differing from it on the upperside in markings only in the absence of the transverse oblique ochreous line, and the subcostal spot near the apex of the forewing.

The MALE is unknown. The type specimen, the only one seen, is in the Indian Museum, Calcutta.

142. *Lethe hyrانيا*, Kollar.

*Satyris hyrانيا*, Kollar in Hügel's Kaschmir, vol. iv, pt. 2, p. 449, n. 7, pl. xvii, figs. 1, 2 (1844), male; *Satyris isana*, idem, id., p. 448, n. 6, pl. xvi, figs. 3, 4 female.

HABITAT: N.-W. Himalayas.

EXPANSE: 2.2 inches.

DESCRIPTION: MALE: UPPERSIDE, swarthy. *Hindwing* obtusely dentate, with four obsolete black ocellate spots. UNDERSIDE: *Forewing* with three obsolete ocelli at the apex, and a pale oblique median streak. *Hindwing* with six black white-pupilled ocelli, the last geminate, and two narrow obscure stripes. FEMALE: Wings swarthy. *Forewing* with an oblique band on both surfaces, and a spot near the apex, white. *Hindwing* obtusely dentate, with four obsolete black ocelli on the upperside. UNDERSIDE with three ocelli at the apex in the *forewing*; six on the *hindwing*, white-pupilled, first, fourth, and fifth larger, the sixth geminate; the streaks angulate, fuscous, the *cilia* paler, marked with black." (*Kollar*, l. c.)

The upper surface in the MALE is, in fresh specimens, a rather glossy and not very dark olive brown; on the *forewing* is a very faint trace from the costa of a paler oblique medial band, and near the apex a yellowish trifold spot, below which is sometimes a small round dark spot. On the *hindwing* are four or five submarginal blackish spots, the second usually largest and oblong; the third the smallest, the last white-pupilled and ringed with yellowish; the third and fourth are also sometimes faintly ringed with yellowish; the margin has three narrow dark lines, narrowly separated by yellowish interspaces. UNDERSIDE paler. *Forewing* with two narrow darker lines across the cell, neither of which extend at all beyond it; a narrow sinuous dark

line from the costa towards the hinder angle, and broadly edged outwardly with whitish from the costa narrowing to the middle of the wing; a whitish trifid spot near the apex, below which a greyish submarginal obscure patch, bearing three faint white-pupilled ocelli; the margin paler, with three narrow dark lines. *Hindwing* with a narrow dark streak cutting across the cell from the costa, and not reaching the abdominal margin; the disco-cellulars defined by a dark line, and beyond it a sinuous dark line across the wing; six black ocelli, each with a single white pupil, the sixth geminate; the first and fifth largest, circled with yellowish, then darkish brown, then obscure grey; three dark lines along the margin, the inner one dilated between the median nervules. The FEMALE is somewhat paler, with a greenish tinge at base; the *forewing* crossed by a conspicuous white band from the costa to the hinder angle, beyond and at both edges of which the apical portion is blackish, and with a trifid white spot near the costa. On the UNDERSIDE the *forewing* shows the same white band, broadly edged with bright dark brown on the inside, and a large triangular patch of the same colour on the outside from the costa; the outer border paler, greyish towards the apex, and marked as in the male. *Hindwing*, as in the male. In a single specimen received from Kulu the white band has invaded the cell between the points where the second and third median nervules are given off, thus giving the inner side of the band a very irregular appearance.

The female, which is much rarer in collections than the male, was originally described as a distinct species under the name *isana*, Kollar, and subsequently erroneously identified as the female of *L. rohria*. The male was originally obtained at Simla by Herr von Hügel, and the female at Mussooree. Both sexes have been taken at an elevation of 7,000 feet by Colonel Lang, at Mussooree, in June, and in Lower Kunawar; in May numbers of the males were taken by Major C. H. T. Marshall in Chumba; and both sexes by Mr. A. Graham Young in Kulu from May to July, and the male only by Mrs. Deane in Chini in June. There is no record at present of its having been taken further east than Mussooree.

#### 143. *Lethe dinarbas*, Hewitson.

*Debis dinarbas*, Hewitson, Ex. Butt., vol. iii, *Debis* pl. iii, fig. 15 (1863), male.

HABITAT: North India, Sikkim.

EXPANSE: 2.1 inches.

DESCRIPTION: "UPPERSIDE brown. *Forewing* crossed at the middle by a very indistinct band of brown; a minute bifid white spot and obscure brown spot near the apex. *Hindwing* with four obscure brown spots (one minute) near the outer margin, the spot nearest the anal angle dotted with white. UNDERSIDE brown. *Forewing* paler towards the outer margin, tinted with lilac; the cell crossed by two rufous lines, the transverse band and apical spot as above, but more distinct, with, between them, three minute ocelli (one blind); the outer margin and two submarginal lines rufous-brown. *Hindwing* crossed transversely by two rufous-brown bands; one before the middle straight, the other at the middle curved, followed by a band of six ocelli, each with white pupil, and rufous iris bordered with brown and lilac." (Hewitson, l. c.)

We have only seen males of this species from Sikkim; the female is apparently unknown. The anal ocellus on the underside of the hindwing in the specimens we have seen is geminate. Hewitson's figure is much too rufous, and the lilac colouration is much too vivid. This species differs from *L. hyrانيا* only in the darker colouration of the ground-colour above and below; and on the underside in being washed with lilac. In *L. hyrانيا* there is no trace whatever of this colour. It is probably only a geographical variety of *L. hyrانيا*.

#### 144. *Lethe serbonis*, Hewitson.

*Debis serbonis*, Hewitson, Ent. Month. Mag., vol. xiii, p. 151 (1876); id., Desc. Lep. Coll. Atkinson, p. 2, pl. i, figs. 4, 5 (1879), male.

HABITAT: Sikkim.

EXPANSE: 2.9 inches.

DESCRIPTION: MALE: "UPPERSIDE rufous-brown. *Both wings* with two submarginal brown lines. *Forewing* with two indistinct pale spots on the costal margin beyond the middle. *Hindwing*

with a series of three black eye-like spots, and an ocellus marked with white near the anal angle. **UNDERSIDE** rufous. *Forewing* with a zig-zag brown line, and a large pale spot, bordered on both sides with brown within the cell; the disco-cellular nervules brown, crossed beyond the middle by a dark brown band, bounded outwardly, near the costal margin, by a dull white spot; a white spot near the apex, and below two small ocelli, one of which is incomplete, followed by a band of brown, and a submarginal band also brown. *Hindwing* crossed by two brown bands, one before, the other at the middle; a brown line at the end of the cell; a series of six ocelli, the first and fifth larger and more distinct than the rest; the outer margin and a line near it black." (Hewitson, l. c. in Desc. Lep. Coll. Atk.)

The **FEMALE** is unknown; and all the males we have seen are from Sikkim.

145. **Letho rohria**, Fabricius.

*Papilio rohria*, Fabricius, Mant. Ins., vol. ii, p. 45, n. 446 (1787); *Satyrus rohria*, Godart, Enc. Méth., vol. ix, p. 479, n. 8 (1819.)

**HABITAT**: Java, Upper Tenasserim, Khasi Hills, Sikkim, and thence through the Himalayas as far west as Simla.

**EXPANSE**: 2'0 to 2'25 inches.

**DESCRIPTION**: **MALE**. **UPPERSIDE** dark brown, blackish on the outer half of the forewing. *Forewing* crossed about the middle by a pure white regular curved band extending to the submedian nervure at the anal angle, and two ill-defined white spots near the apex. *Hindwing* with two narrow yellowish lines near the margin, which are continued less distinctly on to the forewing, and with faint traces of the ocelli of the underside showing through; occasionally some of their sites marked by a dark ill-defined spot. **UNDERSIDE** with the white band as on upperside. *Forewing* with three decreasing submarginal ocelli; a white streak from the costa near apex, which dividing partially encloses the three ocelli from above, two submarginal purplish-white lines, and before the middle a straight pearly grey streak across the wing. *Hindwing* with a pearly grey, straight streak in continuation of that on the forewing, then a sinuous line of the same colour from the inner margin directed towards the pupil of the apical ocellus, and thence following its contour to the costa, and joining with the first streak just before the abdominal margin, and close to the sixth (anal) ocellus; six perfect ocelli beyond, the first very large, the fifth large, all more or less pupilled with white dots, and ringed with yellow, then brown, then grey; two narrow submarginal lines, the outer tinged yellowish, the inner violet-white. The **FEMALE** is paler on the upperside, the band of the *forewing* rather wider, and the marginal lines of the *hindwing* are yellower and more prominent. On the **UNDERSIDE** too the colours are paler and less brilliant; otherwise the markings are similar.

In specimens from Sikkim the apical ocellus of the hindwing is very large indeed, and pupilled with a single prominent white spot. In specimens from Tenasserim this ocellus is not so large, and is generally blind; the ground-colour in both sexes is browner, and the grey markings are duller, lacking the pearly tint, and often tinged whitish.

*Letho rohria* is not uncommon in Upper Tenasserim; it was found by Limborg at Hatsiega, and on the Taoo plateau at 3,000 to 5,000 feet elevation; and by Captain C. T. Bingham in the Meplay valley in February; and in the Upper Thoungyeen forests in April, September, and October. In the Khasi Hills it is found in the autumn. Mr. Otto Möller has taken it in the Sikkim tarai in July, in the Sikkim Hills, where it appears to be common, at 4,000 feet elevation in April, August, September to November, and also in the valley of the Great Ranjit in November, at 1,200 to 3,500 feet elevation, where Mr. de Nicéville also took it commonly in October. Further to the west it becomes much rarer. Dr. Scully took a pair at Khatmandu in Nepal. It is found in Kumaon at moderate elevations, and Colonel Lang, R.E., possesses a specimen from Gurhwal. Mr. de Nicéville has taken two specimens in the neighbourhood of Simla, but further to the west no record exists of its occurrence. Kashmir has erroneously been stated as a locality for *Letho rohria*, but this arose from *Debis isana* of Kollar having been mistaken for the female of this species, whereas it really is the female of *L. hyrانيا*.

*L. rohria* is very similar in colouration to *L. verma*, but differs in some points, and conspicuously in the outline of the wings (see *L. verma*). Next to *L. europa* it has the widest range of all the species of *Lethe* occurring within Indian limits.

### Key to the Indian species of *Lethe*.

#### Third group.

#### B. Males without sexual glands and tufts on either wing.

##### A. The apex of the cell in the hindwing *beyond* the origin of the second median nervule.

a<sup>1</sup>. Male and female, upperside, forewing with a conspicuous almost straight broad white band across the disc; underside, hindwing with the ocelli not disintegrated.

a<sup>2</sup>. Upperside, forewing without an apical white spot. Underside, hindwing with two narrow transverse sinuous silvery-lilac lines across the disc.  
146. *L. (Tansima)\* VERMA*, N.-W. Himalayas to Assam.

δ<sup>1</sup>. Upperside, forewing with an apical white spot. Underside, hindwing with no silvery-lilac lines across the disc.  
147. *L. (Tansima) MASONI*, Sikkim.

δ<sup>1</sup>. Underside with four very irregular more or less interrupted silvery lines across the basal area of the hindwing.

a<sup>2</sup>. Underside of forewing with silvery-lilac markings; the ocelli of hindwing perfect.

a<sup>3</sup>. Underside of forewing unmarked, except by an incomplete silvery submarginal line near apex, and three minute dots within it; underside of hindwing with the second and third ocelli out of line.

148. *L. SIDERIA*, Sikkim.

δ<sup>2</sup>. Underside of forewing with a lilac bar (often obsolete) across the cell defined on both sides with darker brown; a dark brown transverse line beyond the cell, edged outwardly near costa with lilac, and another shorter one beyond defined with lilac-white above the ocelli; three or four minute ocelli on a paler ground; underside of hindwing with all the ocelli in line.

149. *L. STONIS*, Himalayas, Assam, Khasi Hills.

δ<sup>2</sup>. Underside of forewing with ochreous markings.

a<sup>3</sup>. Underside with the ocelli of the hindwing with the irides blurred and indistinct, the black centre generally obsolete. Forewing with an ochreous bar across the cell.

150. *L. MAITRYA*, Himalayas.

δ<sup>2</sup>. Underside, with the ocelli of the hindwing perfect, the black centres usually conspicuous, and the irides well marked; no ochreous bar across the cell.

151. *L. NICETAS*, Himalayas.

c<sup>2</sup>. Underside of forewing with pure white markings; a pure white complete submarginal line on both wings; ocelli perfect, those of forewing with white rings, of hindwing on a pure white ground.

152. *L. VISHVA*, N.-E. Bengal, Sikkim.

The species of this group differ from the typical species *L. europa* and its allies, and all the species preceding *L. europa*, notably in having the hindwing rounded, the outer margin sinuate, but scarcely perceptibly dentate, and in having the apex of the cell in the hindwing considerably less acute, and situated well beyond the origin of the second median nervule; but this feature is not even constant in the same species; a female specimen of *L. nicetas* from Kulu having the second median nervule almost exactly in prolongation of the lower disco-cellular nervule, while in the males from the same locality the distance varies, and is often

\* Genus TANSIMA, Moore. "FEMALE. Wings short, broad. Forewing with the costa much arched at the base, apex rounded, exterior margin very slightly oblique and convex; cell broad; first and second subcostal branches emitted near end of the cell, third trifid; disco-cellulars outwardly oblique, upper bent near the subcostal, concave below, lower slightly concave anteriorly; radials emitted from their angles. Hindwing broadly oval, exterior margin convex; cell broadly triangular. Palpi long, slender, pilose beneath. Antennæ slender. Legs slender, naked." (Moore, Trans. Ent. Soc. Lond., 1881, p. 305).

considerable. The group contains two forms, in one of these which has been separated under the generic name of *Tansima*, Moore, with *Lethe verma* as its type the cell in both wings is very broad; the other has the cell of the forewing much as in typical *Lethe*.

146. *Lethe verma*, Kollar. (PLATE X, FIG. 23 ♂).

*Satyris verma*, Kollar, in Hügel's Kaschmir, vol. iv, pt. 2, p. 447, pl. xvi, figs. 1, 2 (1848); *Tansima verma*, Moore, Proc. Zool. Soc. Lond., 1882, p. 235.

HABITAT: Upper Tenasserim, Khasi Hills, Assam, and westward through the Himalayas as far as Chumba, and the borders of Kashmir.

EXPANSE: 2'0 to 2'4 inches.

DESCRIPTION: MALE and FEMALE alike, except that the female is rather paler in colouration. UPPERSIDE swarthy brown, darkest externally. Forewing with a conspicuous nearly straight white band from the middle of the costa, passing just beyond the cell to the first median nervule near the outer margin. Both wings with two narrow pale submarginal lines, bordered and separated by fine blackish lines. In some specimens the hindwing is unspotted, in others the sites of the ocelli on the underside are marked on the upperside by indistinct blackish spots, always most prominent between the median nervules; these spots again are sometimes white-pupilled and are sometimes perfect ocelli, ringed with yellowish. These variations do not seem to be peculiar to any locality; the specimens from Chumba show usually one, two, or three white-pupilled spots. A specimen from Shillong shows no white pupils at all, while another from the Sikkim Himalayas has four perfect ocelli, the two between the median nervules being especially prominent; and lastly in the large series from Simla in Mr. de Nicéville's collection many of the specimens have only faint traces of the white pupils, while in some the spots are hardly perceptible. UNDERSIDE lighter and rather brighter brown. Forewing with the white band as on the upperside, but extending a little below the first median nervule; above it two contiguous submarginal ocelli, black, with white pupil and yellow iris; above this an irregular whitish streak near the costa; two greyish submarginal lines widening towards the apex, edged with and separated by fine dark lines. Hindwing with submarginal lines as on forewing, but the outer one more decidedly tinged with yellowish; six perfect ocelli, that near the anal angle bipupilled; the first, fourth, and fifth larger than the others, black, with white pupils, and ringed with yellow, then brown, then lilac-grey. Between the ocelli and the base are two narrow lilac-grey lines, that nearest the base nearly straight, the outer one very sinuous, both edged on the side furthest from the other one with darker brown.

*Lethe verma* is of much the same style of colouration as *L. rohria*, but on the upperside it lacks the subapical whitish spots of the forewing, and the band is broader, more oblique, not reaching the hinder angle, and often tinged with yellowish, and on the underside the grey bands of the hindwing are far less prominent, and the ocelli are more uniformly pupilled with a single white dot. But the most marked difference is in the outline of the wings. The forewing is broader, the inner margin being much longer, and the hindwing is much rounded, dentate, but scarcely perceptibly caudate. It has a very wide range in the hills of Northern India, being much more common in the North-West Himalayas, and extending further in that direction than *L. rohria* does.

According to Colonel Lang this is an autumnal insect in the North-west Himalayas, affecting shady localities, and trees in preference to rocks, pitching on the trunks of rhododendrons and oaks. His specimens were taken in lower Kunawar at an elevation of 7,000 feet, and at Mussoorie. There is, however, a summer brood, as Mr. de Nicéville has taken it then commonly in Simla at about 5,000 feet elevation in forest, settled on the dark rough bark of the deodar, where, till disturbed, it is completely hidden. It was not found in Kashmir either by von Hügel or by Captain Reed. Major C. H. T. Marshall found it extremely commonly in Chumba in May at Kujjar. In Sikkim Mr. de Nicéville took it in October, and Mr. Otto Möller in November at 4,000 feet elevation. It was taken in the same month at Shillong by Mr. J. P. Cock, and Mr. Ossian Limborg found it at Moolai in Upper

Tenasserim, at an elevation of 3,000 to 6,000 feet. In Sikkim it is far less commonly met with than *L. rohria*; in the North-West Himalayas it is *L. verma* that is most frequently seen.

The figure is taken from a male specimen from Shillong in Major Marshall's collection.

147. *Lethe masoni*, Elwes.

*Debis (Tanzima) masoni*, Elwes, Proc. Zool. Soc. Lond., 1882, p. 405, pl. xxv, fig. 2.

HABITAT: Sikkim.

EXPANSE: 2.3 inches.

DESCRIPTION: "Resembles *L. verma*, Kollar, in general appearance, size, form, and colour; but is distinguished on the UPPERSIDE by a single white spot near the apex of the forewing, which wing is slightly undulate and fringed white. The anterior angle of the hindwing is bordered and fringed white. On the UNDERSIDE there is one ocellus close to the white spot near the apex of the forewing, and the ground-colour of the hindwing is overlaid with greyish scales, and without the transverse steely bands of *L. verma*. The ocelli resemble those of *L. verma* in number, size, and position, but are ringed with hair-brown instead of fulvous. The sexes do not differ." (Elwes, l.c.) On the underside of the hindwing there is in the figure a short subbasal dark brown line, a sinuous one beyond crossing the middle of the cell and reaching the costal and abdominal margins, a short one defining the disco-cellular nervules, and a fourth very sinuous one across the disc from the costa to the submedian nerve.

In describing this species Captain Elwes writes: "Of this species, which, though allied to *L. verma*, is very distinct, I received a large number of specimens which do not vary. As this insect has never been taken before, I imagine it to be from the Chumbi valley, on the other side of the Passes, but it is probably not found at extreme elevations."

148. *Lethe siderca*, Marshall.

*L. siderca*, Marshall, Journ. A. S. B., vol. xlix, pt. ii, p. 246 (1880).

HABITAT: Sikkim.

EXPANSE: 2.1 inches.

DESCRIPTION: MALE: Differs from *L. sidonis*, ♂, in being smaller, and in the uniform absolutely spotless upper surface, somewhat darker towards the outer margin. UNDERSIDE uniform brown. Forewing entirely wanting the discal bands and the whitish spots on the costal margin; the only markings being three minute submarginal white spots beyond the cell, the middle one faintly ringed with black; a single yellowish marginal line edged on both sides with dark brown, and within this a distinct silvery-lilac submarginal line extending from the apex to the second median nervule. Hindwing with all the silvery streaks brighter and distinctly lilac; the submarginal silvery line very slightly dilated at the anal angle; the ocelli all blacker, and less prominently pupilled with white. The second and third ocelli much nearer the margin than the others, giving the line of ocelli a strong curve outwards, the silvery band within following this curve, and deeply sinuated outwards beyond the cell; the ground-colour being uniform brown, scarcely at all darkened at the edges of the silvery lines. The hindwing less distinctly caudate.

We have only seen two specimens of this species, both from Sikkim, which agree exactly the one with the other. The irregular curve of the series of ocelli on the underside of the hindwing at once distinguishes *L. siderca* from all the numerous specimens of *L. sidonis* we have seen.

149. *Lethe sidonis*, Hewitson.

*Debis sidonis*, Hewitson, Ex. Butt., vol. iii, *Debis* pl. iii, fig. 16 (1863), male.

HABITAT: The Himalayas from Kulu to Sikkim, extending into Sylhet.

EXPANSE: 2.0 to 2.2 inches.

DESCRIPTION: "MALE: Upperside dark [uniform] brown. Forewing with an indistinct white spot near the apex. Hindwing with two or three indistinct black spots near

the outer margin, **UNDERSIDE** brown. *Forewing* with an indistinct band across the cell, a white spot beyond the middle of the costal margin part of a brown band which crosses the wing, a second white spot near the apex, and below it three black spots dotted with white. *Hindwing* crossed by several lines of silvery white, followed by a band of seven black ocelli; the first (at the costal margin), and the fifth large, two at the anal angle touching, each with a white pupil and rufous iris, bordered with [brown, and then] silvery white; a submarginal line of silvery white; the margin rufous, bordered on both sides with black." (*Hewitson*, 1c.) On the underside of the *hindwing* the silvery white submarginal line is narrow at the apex, and much dilated at the anal angle; and on each side of the series of ocelli is a broad darker and brighter brown edging to the silvery lines which enclose it. The *forewing* has two narrow yellowish submarginal lines. The *cilia* are dotted with whitish. The **FEMALE** differs from the male on the **UPPERSIDE** in having the ground-colour immediately within the marginal lines somewhat darker, more especially so on the *hindwing*, where it forms a distinct submarginal band. The ocelli also on that wing are more distinct. The outer margin of *both wings* are also somewhat more deeply scalloped. **UNDERSIDE** as in the male.

*L. sidonis* is a somewhat variable insect. Some specimens from Sikkim are smaller than *L. siderca*, the forewing as immaculate on the upperside as in that species, and the hindwing in some of these small specimens shews no sign of the submarginal series of blackish round spots, which are distinct in other specimens quite as small, and in the larger ones. On the underside of the forewing there is every gradation from a spotless cell to one bearing a prominent transverse violet bar at its middle, on both sides margined with darker brown than the ground-colour. Specimens from Mussoorie have the upperside quite immaculate, the silvery undulating lines on the underside of the hindwing are far duller and altogether less prominent than in more eastern examples, while in the Kulu specimens these lines are obsolete; and in all the Western Himalayan specimens the underside of the forewing has no trace of the bar across the cell.

Mr. A. Graham Young took three specimens of *L. sidonis* on the Tihir Pass in Kulu in July; Colonel Lang took a few at Mussoorie in June; in Sikkim, at from 5,000 to 7,000 feet elevation Mr. de Nicéville took it most commonly in roads through forests, in October; and the late Mr. Cock took it at Shillong in July. It is far commoner in the Eastern than in the Western Himalayas.

150. *Lethe maitrya*, de N. (PLATE X, FIG. 20 ♂.)

*L. maitrya*, de Nicéville, Journ. A. S. B., vol. xlix, pt. ii, p. 245 (1880).

HABITAT: Jalauri Pass, Narkunda, N.-W. Himalayas; Sikkim.

EXPANSE: 2'1 to 2'2 inches.

**DESCRIPTION: MALE: UPPERSIDE** deep shining brown. *Cilia* marked with ochreous at the interspaces. *Forewing* crossed beyond the cell by a pale ochreous, outwardly curved band, narrowest and most distinct at the costa, almost obsolete on reaching the third median nervule. A subapical trifid spot divided by the subcostal nervules. *Hindwing* with the ocelli below showing through indistinctly in black spots, and a hardly perceptible submarginal series of black lunules. **UNDERSIDE.** *Forewing* with a prominent outwardly curved bar, extending across the cell just beyond its middle; the band beyond the cell of the upperside, but much more distinct, both ochreous. The trifid subapical spot as above but whitish, below which are four minute white dots, the remains of obsolete ocelli, one on each interspace; some indistinct marginal lines. *Hindwing* crossed by four very irregular lilascent lines, the first pair basal, the second discal, and enclosing the disco-cellular nervules, which are margined on both sides with lilascent. The innermost line of this pair is inwardly narrowly, and the outermost line outwardly broadly margined with a deeper shade of brown than the ground. A submarginal band of six ocelli, the first four from the apex joined, the fifth separate, the sixth small and geminate; these ocelli are all very indistinct, and have lilascent pupils, and are outwardly margined with that colour. An almost obsolete lilascent submarginal line dilated within the first median nervule, and extending up the abdominal margin, outwardly bordered, especially at the anal angle, with a rufous line.

Allied to *L. sidonis*, from fresh Sikkim specimens of which species it differs on the upperside in having a band across the forewing beyond the cell, and on the underside this same band being very prominent, as is also the bar in the cell. The ocelli and submarginal lilascent line are also very indistinct in *L. maitrya*.

Mr. de Nicéville took a single male, from which the figure is taken, on the Jalauri Pass, at about 8,000 feet elevation on July 29th, 1879. In Colonel Lang's collection there is a male from Narkunda on the Hindustan and Thibet Road, taken by himself in July, which is identical with the type specimen; and a male and two females from Sikkim, collected by Dr. T. C. Jerdon, that evidently belong to this species. The latter are somewhat smaller than the type specimen described above, but agree with it in the blurring of the ocelli on the underside of the hindwing, and in having an ochreous bar in the cell of the forewing, which latter feature is absent from all the specimens of *L. sidonis* we have seen, and to which *L. maitrya* is evidently closely allied, as also it is to *L. nicetas*, differing from the latter chiefly in having the ocelli blurred. *L. maitrya* seems to be intermediate between *L. sidonis* and *L. nicetas*.

151. *Lotho nicetas*, Hewitson.

*Debis nicetas*, Hewitson, Ex. Butt., vol. iii, *Debis* pl. iii, figs. 17, 18 (1863), female.

HABITAT: Himalayas, from Sikkim to Kulu.

EXPANSE: 1.8 to 2.25 inches.

DESCRIPTION: "FEMALE: UPPERSIDE light rufous-brown. *Forewing* with the outer half darker brown, crossed beyond the middle by a macular band of pale yellow, and nearer the apex by three spots of the same colour. *Hindwing* with a band of five black spots with rufous border; the outer margin rufous, bordered on both sides with black; some submarginal dark-brown conical spots. UNDERSIDE rufous-yellow. *Forewing* as on upperside, except that the transverse band is continuous, and that two of the three spots near the apex are small ocelli. *Hindwing* from the base to the middle rufous-brown, crossed by several indistinct lilac bands; the outer half rufous-yellow, darker towards the outer margin, crossed by a band of seven black ocelli (two at the anal angle touching), each with a white pupil and rufous iris bordered with lilac; a submarginal band of silvery white; the margin rufous, bordered on both sides with black." (*Hewitson*, l. c.) MALE smaller than the female, the costal margin only of the UPPERSIDE of the *forewing* darker, the yellow maculated band very indistinct, and the two lower of the subapical spots wanting. *Hindwing* with the spots smaller and much less distinctly bordered with rufous. UNDERSIDE as in the female. On the upperside of the *hindwing* in both sexes the row of black blind ocelli are very distinct; in the preceding species, *L. maitrya*, they can hardly be traced. On the underside of the hindwing the rufous brown of the basal half is sharply defined, highly dentate and outwardly more or less margined with pure yellow, while in *L. maitrya* it is less distinct, sinuate rather than dentate, and with scarcely a trace of yellow beyond, and that only in a Sikkim specimen.

*L. nicetas* is found at from 3,000 to 6,000 feet elevation in suitable localities in the Himalayas, from Sikkim to Kulu; it does not seem to be common anywhere, and is rarer to the west than to the east. In Kulu Mr. A. Graham Young has taken it in May, July and October, but never plentifully. These latter are much smaller than specimens from the Eastern Himalayas.

152. *Lotho visrava*, Moore.

*Debis visrava*, Moore, Proc. Zool. Soc. Lond., 1865, p. 708, pl. xli, fig. 4, male.

HABITAT: Sikkim; N.-E. Bengal.

EXPANSE: 2 inches.

DESCRIPTION: "MALE: UPPERSIDE dull brown. *Forewing* with three small black white-centred ocelli before the apex, and a marginal white line. *Hindwing* with six submarginal blackish spots, the third and last small, bordered outwardly with white; a marginal narrow white lunulated band, and outer dark double line. UNDERSIDE pale dull brown. *Forewing* with each apical dot encircled with white; marginal band white. *Hindwing* with purple-white irregular basal lines, seven ocelli, each composed of a black spot with

white centre and yellow outer circle, the two last ocelli geminated, all bordered with white, a marginal narrow white lunulated band, and extreme outer marginal yellowish line." (Moore, l. c.) The yellowish marginal line is as usual narrowly edged with blackish on both sides. *Cilia* white. On both sides the white bordering of the ocelli is very broad outwardly, and coalescent forming a white band, and having only a series of brown lunules between it and the white marginal line.

*L. visrava* appears to be rare. Colonel Lang's collection contains three male specimens from Sikkim. The FEMALE is unknown.

The single remaining species we have been obliged to keep separate; for in the absence of specimens for examination it is impossible to determine its affinities and proper place in the genus.

### Key to the Indian species of *Letho*.

#### Fourth Group.

C. White, with rufous brown markings.

153. *L. DELIADÆS*, Sikkim.

#### 153. *Letho deliades*, Hewitson.

*Delis deliades*, Hewitson, Ent. Month. Mag., vol. ix, p. 84 (1872).

HABITAT: Sikkim.

EXPANSE: 2·3 inches.

DESCRIPTION: "UPPERSIDE white. *Forewing* with the costal margin from the base to the middle, the whole of the cell and a little beyond it, a triangular spot between the first and second median nervules near their base, the apex (where it is broad, and marked on the costal margin by a small trifid white spot and two small black ocelli, each dotted with white) and the outer margin (where it is deeply sinuated on the inner border), and a round spot near the anal angle, all dark rufous-brown: a submarginal line of dark brown. *Hindwing* crossed beyond the middle by a series of seven blind ocelli: the first, second, third, and fourth large, the others small. A submarginal series of lunular brown spots: the outer margin rufous-yellow, bordered on both sides with black. UNDERSIDE as above, except that the *forewing* is nearly white, the spots on the upperside being scarcely visible; that the *hindwing* has perfect black ocelli, each with a white centre and rufous iris; and that the submarginal lunular spots are also rufous."

"This is a remarkable species, and cannot be compared in colour with any other butterfly." (Hewitson, l. c.) We have never seen this species.

### Genus 11.—ZOPHOESSA, Westwood. (PLATE X.)

*Zophoessa*, Westwood, Gen. D. L., vol. ii, p. 362 (1851).

"BODY moderate-sized; eyes hairy; *forewing* elongate-triangular; *hindwing* [usually] tailed. HEAD small, wider in the male than in the female, hairy, not tufted. EYES prominent, hairy. ANTENNÆ not half the length of the *forewing*, very slender, terminated by a distinct elongate, slender club. PULPI long, slender, compressed, elevated obliquely considerably higher than the level of the top of the eyes; the long second joint not clothed behind with a tuft of hairs, the front with numerous long hairs; terminal joint minute. THORAX short, very convex, finely hairy. ABDOMEN small and slender in the males, elongate-ovate in the females. FOREWING large, elongate-triangular; costal margin but slightly curved; apical angle obtuse; outer margin long, slightly concave, not scalloped; inner angle rounded; inner margin nearly straight. COSTAL NERVE rather dilated at the base, extending to the costa a little beyond the middle. SUBCOSTAL NERVE with the first and second branches arising near the middle of the wing; the second close to the anterior extremity of the discoidal cell; the third and fourth arising at equal distances apart beyond the cell. UPPER DISCO-CELLULAR extremely short, oblique; MIDDLE DISCO-CELLULAR rather longer, less oblique, straight; LOWER DISCO-CELLULAR very much longer, nearly straight, almost transverse, uniting with the third branch of the median nerve at about the same distance from its base as exists between the first and second branches; the third

branch being angulated at the place of junction, beyond which it is slightly curved. HINDWING subovate; costal margin slightly arched; outer margin scalloped; the middle at the extremity of the third branch of the median nervure being [usually] elongated into a tail; the space within the extremity of the first branch being deeply emarginate. *Precostal* nervure very short, furcate at the tip. *Costal* nervure extending to about two-thirds of the length of the costa. *Subcostal* nervure branching at a considerable distance from the base. *Upper disco-cellular* short, curved, but rather longer than the space between the branches of the subcostal nervure. *Lower disco-cellular* longer than the upper, curved, uniting with the median nervure close to the origin of the third branch, which is slightly curved, and extends to the outside of the tail. FORELEGS of the male very minute, the *femur* and *tibia* of equal length, slightly hairy; the *tarsus* longer than the tibia, very hairy and brush-like. Of the female not longer than those of the male, cylindrical; the *tibia* externally clothed with a few hairs; the *tarsus* scarcely more than half the length of the tibia, scaly, rather dilated, and obliquely truncate at the tip, with a few very short rather thick spines nearly concealed by the scales. MIDDLE and HINDLEGS rather short, slender; *tibia* with a few very fine spines on the underside; *tibial spurs* rather long; *tarsus* armed on the sides beneath with rows of fine spines, *claws* elongated, curved, very acute, entire." (Westwood, l. c.)

The species of *Zophoessa* are confined to the north and east of India, and are unknown beyond Indian limits; most of them are rare and local, and even those which have the widest range appear to be only found in a few localities wide apart. In the Western Himalayas they are found between 7,000 and 9,000 feet elevation; but eastwards they inhabit the lower ranges; and in Tenasserim the only species that has yet been found was taken at scarcely 1,000 feet above the sea. All of them have a submarginal series of blackish spots on the upperside of the hindwing, and a submarginal series of prominent ocelli on the underside.

### Key to the species of *Zophoessa*.

- A. Upperside brown, with a row of black spots on the hindwing; underside much variegated.
- a. Hindwing distinctly tailed.
- a<sup>1</sup>. Of large size (2.5 inches and above in expanse); upperside, forewing unmarked by bands and spots.
- a<sup>2</sup>. Underside, basal area pale brown.
- a<sup>3</sup>. Upperside, forewing with the outer margin scarcely perceptibly paler.
154. *Z. SURA*, Eastern Himalayas, Assam.
- ♂<sup>2</sup>. Upperside, forewing with the outer margin distinctly paler.
155. *Z. DURA*, Upper Tenasserim.
- ♂<sup>2</sup>. Underside, basal area ochreous.
156. *Z. GOALPARA*, Himalayas, Assam.
- ♂<sup>1</sup>. Of small size (2.5 inches and under in expanse); upperside, forewing marked with bands and spots.
- a<sup>2</sup>. Upperside, forewing with the discal band macular.
- a<sup>3</sup>. Upperside, markings orange-yellow.
157. *Z. ATKINSONIA*, Eastern Himalayas.
- ♂<sup>3</sup>. Upperside, markings ochreous.
158. *Z. JALAUDEA*, North-West Himalayas.
- ♂<sup>2</sup>. Upperside, forewing with the discal band straight, continuous.
- a<sup>3</sup>. Underside, forewing with numerous bands, one only silvery.
159. *Z. BALADEVA*, Eastern Himalayas.
- ♂<sup>3</sup>. Underside, forewing with three bands only, all silvery.
160. *Z. ANDERSONI*, Upper Burma.
- c<sup>3</sup>. Underside, forewing with two bands only, not silvery.
161. *Z. DIRPHIA*, Eastern Himalayas.
- ♂. Hindwing scarcely perceptibly tailed.
- a<sup>1</sup>. Underside, forewing with the cell marked with three transverse dark brown bars.
162. *Z. YAMA*, Himalayas, Khasi Hills.

This genus was not a very satisfactory one even when only the type species *Z. sura* was known; but since the discovery of the other species it has become almost impossible to specify the characters which may be relied on to distinguish it from *Lethe*. Typically *Zophoessa* is of larger size, but *Z. atkinsonia*, *Z. baladeva* and *Z. jalaurida* are smaller than the average *Lethes*. Typically the hindwing is more strongly caudate, but *Z. yama* has the tails almost obsolete; typically again *Zophoessa* has the forewing more triangular with the outer margin concave, but no species of *Zophoessa* has the forewing so concave as it is in *L. sinorix*, and in almost all the outer margin of that wing is straight; typically the character of the markings of the underside is much more variegated and usually with bolder and straighter transverse lines than in *Lethe*, but in *Z. jalaurida* the markings of the underside agree well in general style with those of *L. nicetas*. Typically again in *Zophoessa* the base of the forewing is almost destitute of the dense clothing of short hairs which in many species of *Lethe* overlies the scales on the base of the wing and the entire discoidal cell, but this feature it also lacks in common with the concluding group of small *Lethes* which includes *L. nicetas*. But on the other hand there are no sexual glandular patches or tufts of hairs on the wings in *Zophoessa* such as are found in the first group of *Lethes*; and perhaps the most important difference lies in the small extent to which the sexes, so far as is known, are differentiated in *Zophoessa*; in all cases in which both sexes are known the female differs but little either in colour or markings from the male; and there is no such prominent characteristic of the female as the white band on the forewing so general in *Lethe*. *Z. yama* appears to belong more properly to the second group of the next genus, *Neope*, with which it corresponds in the outline of the wings as well as in the markings of the underside. See remarks on the genus *Neope*.

154. *Zophoessa sura*, Doubleday, Hewitson.

*Z. sura*, Doubleday, Hewitson, Gen. D. L., vol. ii, p. 362, n. 1, pl. lxi, fig. 1 (1851), female.

HABITAT: Bhutan, Sikkim, Sylhet, Assam.

EXPANSE: 2.8 to 3.4 inches.

DESCRIPTION: MALE: UPPERSIDE, velvety chocolate-brown. Forewing with the outer margin paler, with a suffused submarginal darker line. A very indistinct blackish bar near the outer end of the cell, an equally indistinct fulvous spot on the costa beyond the cell, and another subapical trifold one somewhat more distinct. Hindwing strongly caudate, with a broad outer paler band bordered both inwardly and outwardly with a darker shade of the ground-colour, and bearing five round dark brown spots, the middle one the smallest. Two marginal pale lines, the inner one the more prominent, divided by a line of the ground-colour. UNDERSIDE paler, with dark brown and silvery purplish-white bars and markings. Forewing light brown, gradually deepening from the base to beyond the middle of the wing where it forms a dark band across the wing just beyond the cell, sharply defined, and somewhat sinuous outwardly; beyond this is a silvery purplish-white band, broad at the costa, diffused outwardly, and gradually disappearing towards the inner margin, terminated on the costa by a pure white spot. Beyond this band the ground-colour is again light brown, ending before the margin in another dark band sharply defined outwardly. The margin is pale brown, bearing a fine darker brown line; the extreme margin defined with a dark line. Three small decreasing ocelli on the discoidal and upper median interspaces, above which are three small costal purplish-white spots divided by the subcostal nervules. The ocelli are variable in number, some specimens having two, others only one ocellus. Crossing the cell at its middle is a wide deep brown bar, beyond which is a slightly narrower silvery purplish-white bar; then another dark bar inwardly sharply defined, outwardly becoming diffused into the paler ground-colour; the extremity of the cell again irrorated with silvery in an incomplete bar. Hindwing light brown, shaded with deeper brown, and crossed by first a short basal streak; second by a pair of narrow irregular lines enclosing a space of a deeper colour than the ground; third by two other lines from the costa to the abdominal margin, somewhat far apart and irregular, the space between them irrorated with silvery bluish-white, which is also the colour of all the lines. The inner of this last pair of lines is inwardly narrowly, and the outer

one outwardly widely bordered with deep brown, as are also the disco-cellular nervules. A submarginal series of six large ocelli, the anal one geminate, black, pupilled with white, the black portion being often irrorated with silvery-bluish scales, with a yellow iris surrounded by a brown and then a silvery ring; the dark brown margin having an irregular purplish-white line, then a narrow dark brown line, a broader ferruginous line, and lastly the extreme margin defined by dark brown. *Cilia* alternately brown and whitish.

FEMALE much lighter above and below. UPPERSIDE, *forewing* with the basal area gradually deepening to beyond the cell, where it ends abruptly, and is followed by a pale brown band across the wing, inwardly sharply defined with its edge very irregular, outwardly diffused, palest at the inner margin. The spots in the *hindwing* placed on a paler ground than in the male. UNDERSIDE, *hindwing* with the area narrowly within and more widely beyond the disco-cellular nervules irrorated with ochreous, otherwise as in the male.

As far as is known, *Z. sura* is confined to the north-east of Bengal, and is rare. Mr. Otto Möller took two male specimens near Darjiling at 6,000 feet, in November.

155. *Zophoessa dura*, Marshall.

*Z. dura*, Marshall, Journ. A. S. B., vol. li, pt. ii, p. 38, pl. iv, fig. 2 (1882), male.

EXPANSE: ♂, 2·8 inches.

HABITAT: Upper Tenasserim.

DESCRIPTION: MALE. UPPERSIDE, *both wings* dark velvet brown, with a faint purple gloss and in some lights a golden sheen, the outer margins abruptly paler, the pale margin widening on the hindwing, where it occupies nearly half the wing. *Forewing* with an indistinct dark brown submarginal line on the pale ground. *Hindwing* with four round blackish spots on the pale ground, and beyond them a dusky marginal line, followed by the usual outer yellowish lines divided by a fine dusky line. UNDERSIDE as in *Z. sura*, Moore, to which this species is closely allied, but the silvery-grey and chestnut markings are less prominent, and the grey zig-zag lines at the base of the *hindwing* are much more convex in outline.

The spots on the upperside of the hindwing are much smaller than in *Z. sura*, the two on the median interspaces are prominent, the other two are obsolescent.

Taken by Captain C. T. Bingham in the lower Thoungyeen forests in Upper Tenasserim in May. The type specimen, which is unique, is now in the Indian Museum, Calcutta.

156. *Zophoessa goalpara*, Moore.

*Z. goalpara*, Moore, Proc. Zool. Soc. Lond., 1865, p. 768.

HABITAT: Sikkim, Assam.

EXPANSE: ♂, 2·5 to 2·8; ♀, 3·0 inches.

DESCRIPTION: "MALE: UPPERSIDE glossy olive-brown, palest on the exterior margin. *Forewing* with a marginal suffused brown line. *Hindwing* with a transverse discal line, a submarginal series of round spots, and marginal lunulated line dark brown. UNDERSIDE pale glossy greyish olive-brown, suffused with darker brown exteriorly. *Forewing* with two short bands within the cell, a transverse discal band, and suffused submarginal line dark brown. *Hindwing* with subbasal transverse bifid line and transverse discal sinuous band dark brown, a submarginal series of seven dark brown ocelli, the last two at anal angle geminate, each with a white central dot and yellowish border, the whole having an outer pale whitish border along each side, a marginal line of pale lunules. FEMALE dark olive-brown, pale greyish-brown exteriorly. *Forewing* with a marginal suffused brown line. *Hindwing* with a submarginal series of brown pale-bordered spots, a marginal narrow lunulated pale line bordered with brown. UNDERSIDE glossy greyish olive-brown, palest exteriorly; markings as in male, but more suffused; those of the *hindwing* each with a pale border; the submarginal ocelli less defined, the three upper partially covered with blue, the two next wholly so, the geminate last jet-black, the whole of them having each a separate pale-white outer circle. *Forewing* with three small indistinct subapical ocelli." (Moore, l.c.)

On the *UPPERSIDE* of the *forewing* in the *MALE* there are a dark brown transverse discal band and two more or less prominent bands in the cell corresponding to those of the *underside*; and on the *hindwing* beyond the lunulated line is a fine dark brown submarginal line, and the margin itself is narrowly dark brown, the narrow space between being ferruginous. On the *UNDERSIDE* in fresh specimens the ground-colour is a pale yellowish olivaceous; on the *forewing* are sometimes two inconspicuous small ocelli, one on each side of the lower discoidal nervule, above which is a group of three small white spots near the costa, and a narrow dark line beyond the suffused submarginal band. On the *hindwing* there is also a broad basal streak, and the marginal lines as on *upperside*. We have not yet seen the female.

*Z. goalpara*, though apparently very local, has a wide range. The Indian Museum has a single specimen from Sibsagar in Upper Assam; in the neighbourhood of Darjiling in Sikkim it is found but rarely; and in the neighbourhood of Simla it is not uncommon in some years at Sidhpore and in the Narkunda forests at about 9,000 feet elevation at the end of July and the beginning of August; but there is no record as yet of its occurrence in the vast intermediate area. The specimens from Simla differ from those from Sikkim in having on the *UPPERSIDE* the spots on the *hindwing* smaller; and on the *UNDERSIDE* in that the yellowish basal area of the *hindwing* is much more suffused with brown, especially towards the abdominal margin, the pure yellowish tone being confined to the space between the subbasal and discal brown bands above the median nervule, and to narrow diffused edgings to all the brown bands. This suffusion with brown is apparent even in Sikkim specimens, but in them it is far less pronounced and less extended.

157. *Zophoessa atkinsonia*, Hewitson.

*Z. atkinsonia*, Hewitson, Ent. Month. Mag., vol. xiii, p. 151 (1876); id., Moore, Desc. Lep. Coll. Atkinson, p. 2, pl. i, figs. 2, 3 (1879), *male*.

HABITAT: Sikkim.

EXPANSE: 2.1 to 2.2 inches.

DESCRIPTION: "MALE: *UPPERSIDE* dark brown, rufous towards the base. *Both wings* with a submarginal black line. *Forewing* marked by several rufous-orange spots; two in the cell, a quadrid band beyond these, three (one bifid) near the apex, and five below the middle. *Hindwing* with a rufous-orange band near the outer margin, marked by five black spots; a submarginal rufous line. *UNDERSIDE* rufous-brown; a spot in the cell, which is bordered on both sides with brown, and a continuous band beyond the middle, sinuated and bordered inwardly with dark brown, both yellow; a series of four small white spots near the apex, and two submarginal linear brown bands. *Hindwing* tinted with green near the base, marked by two short bands of yellow, and followed by a broader band of the same colour; the outer half of the wing rufous-brown, marked by five black ocelli, with rufous iris and pupil of blue; a submarginal band of white." (Hewitson, l. c. in Desc. Lep. Coll. Atk.) The FEMALE is unknown.

Rare. Colonel Lang's collection contains a single specimen from Sikkim and there is a single specimen in the Indian Museum, Calcutta.

158. *Zophoessa jalaurida*, de N. (PLATE X, FIG. 19 ♂.)

*Z. jalaurida*, de Nicéville, Journ. A. S. B., vol. xlix, pt. ii, p. 245, n. 2 (1880.)

HABITAT: N.-W. Himalayas.

EXPANSE: 2.3 inches.

DESCRIPTION: MALE: *UPPERSIDE* of *both wings* deep brown. *Cilia* brown, ochreous at the interspaces. *Forewing* with a somewhat constricted band across the cell beyond its middle, widely bordered on both sides with a deeper shade of the ground-colour. A transverse discal band extending from the costa to the inner margin, divided anteriorly by the veins into four somewhat square-shaped spots, below the third median nervule consisting of diamond-shaped spots. A subapical spot divided into three portions by the veins, followed

by four small round spots, the third from the apex slightly the largest; all the bands and spots ochreous. An indistinct suffused submarginal dark brown line. *Hindwing* with an indistinct dark bar across the cell near its end, the disco-cellular nervules bordered on both sides with deep brown, and a band beyond the cell across the wing also of a deeper brown than the ground-colour. Six round black spots (the anal one small and indistinct) with pale circumferences placed upon a somewhat lighter coloured band than the rest of the wing. The margin dark brown with two ochreous lines divided by a dark brown line. **UNDERSIDE** paler brown than above, and without any sheen. *Forewing* with the bands and spots as above, only more distinct and yellower; the first two of the four round subapical spots developed into ocelli with lilascent pupils and placed on a light band. *Hindwing* slightly greenish on the abdominal margin and base; an irregular streak at the base wide below the cell; parallel to this is a line from the costa to the median nervule; beyond this a W-shaped figure, the first line of the W being in the cell, the last ending near abdominal margin. Outside the cell a transverse streak, somewhat straight from the costa (where it is very broad) to the third median nervule, to which point it gradually decreases, beyond this it is very narrow and sinuous; the first median nervule is inwardly bordered from its origin to the point where it is cut by the last named streak with silvery-white, which is the colour of all the lines and streaks. A band of six black ocelli, pupilled with blue, with yellow irides and narrowly circled with brown and then grey lines; the fourth from the outer angle with the blue pupil very large, and nearly covering the black portion, the sixth bipupilled. A submarginal lilascent line extending up the abdominal margin, beyond which are two dark fine lines with a broader ferruginous line between them. The **FEMALE** is unknown.

*Z. jalaurida* appears to be confined to the Western Himalayas, and occupies the most westerly range of the genus. Mr. de Nicéville took a large number of this species near the top of the Jalauri Pass on July 29th, 1879; none were on the wing, but all were settled on the red flower of a *Persicaria* which grows abundantly in the thick forest between 6,000 and 8,000 feet which clothes the Kulu side of the Pass. Strangely enough this flower was entirely disregarded by all the other butterflies (except the single *Lathe mairya* taken in the same place) flying about, and he took them settled on nothing else. *Z. jalaurida* is also not uncommon in the Narkunda and Bhagi forests in the neighbourhood of Simla, at about 8,000 to 9,000 feet elevation, at the end of July and the beginning of August. Colonel Lang took several specimens there in 1865; and in 1882 Mr. Doherty, an American naturalist, found it commonly there at the same season, but we have no record of its occurrence in any other localities as yet.

The figure is taken from a male now in the Indian Museum, Calcutta, and shows the upper and undersides.

159. *Zophoessa baladeva*, Moore.

*Z. baladeva*, Moore, Proc. Zool. Soc. Lond., 1865, p. 769, pl. xli, fig. 5, male.

**HABITAT:** Sikkim.

**EXPANSE:** 2'12 to 2'35 inches.

**DESCRIPTION:** "MALE: **UPPERSIDE** greenish olive-brown. *Forewing* with three pale apical bands, the first oblique, each extending from the costa to near the posterior angle, the medial band having a linear series of small dark spots. *Hindwing* with a submarginal series of black, pale-ferruginous-bordered spots, the lower spot with a central white dot; a narrow marginal double black line. **UNDERSIDE** yellowish olive-brown. *Forewing* with bands crossing the cell; the oblique discal and submarginal band and marginal line pale yellow, the medial band composed of six small uniform ocelli, each with a black spot having a white dot and pale ferruginous outer circle, the whole bordered inwardly by a silvery-white band. *Hindwing* with a straight silvery-white band from inner margin extending across the cell, beneath which it terminates with yellow; a basal streak, discal and marginal lines yellow; the ocelli seven in number, and very prominent, each composed of a jet-black spot with white central dot (the lowest spot with two), and pale ferruginous outer circle; the upper spot bordered with yellow; the others with a silvery-white inner band; space below the last two ocelli ferruginous; marginal lines black." (Moore, l.c.)

On the underside of the *forewing* there is a short streak near the base of the cell, and another at its extremity, both pale yellow, in addition to the streaks mentioned above. On the *hindwing* the upper ocellus is twice the size of any of the others, and well retired; there are also only six ocelli, if the anal one is considered to be bipupilled. The dark marginal lines are inwardly bordered with yellowish. The first and third median nervules of the hindwing are produced into two short but distinct tails. The FEMALE is unknown.

Rare. The few specimens in our collections are all from Sikkim.

160. *Zophoessa andersoni*, Atkinson.

*Z. andersoni*, Atkinson, Proc. Zool. Soc. Lond., 1871, p. 215, n. 2, pl. xii, fig. 3; id., Anderson's Researches, vol. i, p. 922, vol. ii, pl. lxxxii, fig. 3 (1878).

HABITAT: Upper Burma.

EXPANSE: 2.25 inches.

DESCRIPTION: "UPPERSIDE brown. *Forewing* crossed by two pale bands rising from the costa, and directed towards the posterior angle, but not reaching it; the first beyond the extremity of the cell, the second intermediate between the first and exterior margin, [beyond which are a series of five equal-sized obsolete ocelli, with small distinct black pupils]. *Hindwing* with a pale submarginal belt containing a series of incomplete ocelli. The first and third median nervules produced into short tails. UNDERSIDE bright ferruginous. *Forewing* crossed by three silvery-white bands, the first cutting the middle of the cell at right angles, the second and third corresponding to the pale bands on the upperside. Exterior to the third band a series of rudimentary ocelli reduced to four dark points. The exterior marginal lines bordered within by yellow. *Hindwing* crossed by two silvery-white bands, the first cutting the lower part of the cell, and corresponding to the first band of the forewing, the second equidistant between the first and the exterior margin, and corresponding to the second band of the forewing. At either end of the second band and within it are ocelli, the upper with one, and the lower with two white pupils ringed with black. Exterior to the second band a series of four white-pupilled ocelli, their outer edge forming an interrupted yellowish-white band. The exterior margin sharply defined by two fine black lines divided by a yellow line, and bordered within by bright yellow. *Cilia* yellow. *Antennæ* brown, with ferruginous tips." (Atkinson, l.c.) It is probable that a male is described, but the sex is not mentioned.

Very rare. There are two male specimens in the Indian Museum,—one brought by the Yunan Expedition from Ponsee, where it was taken in March, 1868, the other without locality.

161. *Zophoessa dirphia*, Druce.

*Z. dirphia*, Druce, Cist. Ent., vol. i, p. 357 (1875).

HABITAT: Sikkim.

EXPANSE: 2.5 inches.

DESCRIPTION: "UPPERSIDE dark brown. *Forewing* crossed beyond the middle from the costal margin to near the anal angle by a pale brown band almost yellow on the costal margin, a yellow spot beyond near the apex, below which are three minute black spots. *Hindwing* dark brown, with a submarginal row of four incomplete ocelli, the second the largest, the third minute, the *cilia* of both wings white. UNDERSIDE bright chestnut brown. *Forewing* crossed beyond the middle by a cream coloured band, a pale coloured band crossing the middle of the cell, bordered widely within by a wide reddish-brown band which crosses both wings, terminating near the inner margin of the hindwing; a row of four white-pupilled ocelli near the outer margin, which is pale brown with a very fine dark brown submarginal line. *Hindwing* crossed beyond the middle by a reddish-brown band, bordered outwardly by pale yellowish-brown; a submarginal row of six white-pupilled ocelli, the first and fifth the largest; the outer margin pale brown, with a dark submarginal brown line. This species is allied to *Z. andersoni*, Atkinson." (Druce, l.c.)

This is the only species of this genus which we have not seen; it must be very rare.

162. *Zophoessa yama*, Moore. (PLATE X, FIG. 21 ♂.)

*Z. yama*, Moore, Horsfield and Moore, Cat. Lep. E. I. C., vol. i, p. 221, n. 458 (1857).

HABITAT: Mussoorie, Kumaon, Bhutan, Sikkim, Khasi Hills, Sylhet.

EXPANSE: 2·8 to 3·4 inches.

DESCRIPTION: "Differs from *Z. sura* in having no caudal appendage to the hindwing. UNDERSIDE having on the forewing three pale bands crossing the discoidal cell, and four submarginal ocelli: the hindwing having the basal portion irrorated with minute pale dots, the transverse streaks more oblique, and the ocelli, seven in number, are black, encircled with a pale and then a dark line, centred with a minute white dot, that at the anal angle being, as it were, geminated. Cilia seen from upperside yellowish-white. Sexes alike." (Moore, l.c.)

*Z. yama*, of all the species of *Zophoessa* yet known, has the underside the most profusely variegated; but it lacks the silvery purplish-white markings of *Z. sura*, being only here and there scarcely irrorated with that colour; and on the upperside of the forewing the ochreous spots on the costa are much more prominent than in *Z. sura*, more especially so in specimens from Shillong. In specimens from Sikkim the ocelli on the underside of the forewing show through on the upperside slightly. In specimens from the Khasi Hills, they are even more distinct; while in those from Mussoorie they sometimes do not show at all. It is not uncommon in the Khasi Hills and Sikkim, where its colour is velvety chocolate-brown, the buff cilia being very broad and conspicuous. It extends westwards in the hills as far as Mussoorie, where its general colouration is totally different in tone, though the markings are identical in arrangement. Specimens from Mussoorie are much paler and of a yellowish-brown, smaller in size, and with the buff cilia inconspicuous. On the underside, too, the markings are paler and less conspicuously defined. This is no doubt a local variety, resulting from the drier climate of the western hills; there are analogous variations dependent on comparative humidity of climate in every branch of the animal kingdom. The FEMALE has the wings slightly broader, and is generally paler and duller in colour, the markings of the underside especially being duller and less distinct, but in other respects identical with those of the male.

*Z. yama* occurs in the Khasi Hills in May, and at Mussoorie, at 7,000 feet elevation, in June; Mr. E. T. Atkinson also records it from the outer ranges of the Himalayas in Kumaon.

The figure shows the upper and undersides of a male specimen from Shillong in Major Marshall's collection.

## Genus 12.—NEOPE, Butler. (PLATE XI.)

*Neope*, Butler, Ann. and Mag. of Nat. Hist., third series, vol. xix, p. 166, pl. iv, fig. 7a (1867), structure; *Enope*, Moore, Horsfield and Moore, Cat. Lep. E. I. C., vol. i, p. 228 (1857); *Blanaida*, Kirby, Syn. Cat. D. L., Supplement, p. 699 (1877).

"WINGS large: forewing elongate, subtriangular; costa rather convex; outer margin denticulate; inner margin somewhat convex, rarely straight; nervures scarcely tumid at the base, arranged as in *Lethe*, with spots and ocelli as in *Lasiommata*. Forewing with the shape and venation of *Lethe*, &c. UNDERSIDE with submarginal ocelli, basal area scrawled with irregular streaks and bands. Antenna with a gradually formed club."

"The species composing this genus seem very closely allied to some of the species of *Lethe*." (Butler, l.c.)

Kirby has recently proposed the name of *Blanaida* for this genus, on the ground that *Neope* is preoccupied; but the nearest approach to preoccupation is in the genus *Neopus* of the Raptorial suborder of *Aves*, and as there is a sufficient difference between *Neopus* and *Neope* for all practical purposes, there does not seem to be any justification for suppressing the latter.

This is a small genus; only eight species are known, of which five are found in Indian limits, and the remainder in China and Japan. The Indian species are confined to the Himalayas, extending into Burma, and the genus is unrepresented either in the plains of North India or in the South. The *Neopes* are forest-loving insects, not common anywhere apparently except in Sikkim.

## Key to the Indian species of Neope.

- A. Upperside dark brown, with numerous ochreous spots and markings throughout; hindwing distinctly tailed.
- a. Of small size; forewing with the median and submedian nervures broadly defined with ochreous.
163. *N. PULAHA*, Himalayas.
- δ. Of large size; none of the nervures defined with ochreous.
164. *N. BHADRA*, Sikkim; Assam.
165. *N. KHASIANA*, Khasi Hills.
- B. Upperside ochreous-brown, with a prominent series of submarginal black spots on both wings; hindwing scarcely perceptibly tailed.
- a. Underside with a prominent nearly straight ochreous discal band on both wings; forewing with five ocelli, four of them pupilled with white.
166. *N. BHIMA*, Burma.
- δ. Underside with no ochreous discal band; forewing with one ocellus and two black spots.
167. *N. MOOREI*, India.

The genus *Neope* includes two groups differing considerably from one another in outline, and from each other and from all allied genera in the character of their markings, both of which are represented in India, and correspond to the *atkinsonia* and *yama* types in *Zophoessa*. The first, which has the forewing rather elongate and the hindwing quadrate and distinctly tailed, is distinguished by numerous ochreous spots irregularly scattered on the upperside on the dark ground and in no regular pattern; on the underside, moreover, the markings are more irregular, and the bands on the hindwing are perpendicular to the body, instead of being parallel to it, as in all *Zophoessas*. The second which has the wings shorter, broader, and more rounded and similar in outline to *Z. yama* is distinguished by having on the upperside on both wings a submarginal row of large oval black spots on a yellowish ground; on the underside the markings resemble generally those of *Z. yama* in arrangement. Structurally there appears to be nothing to separate *Neope* from *Zophoessa* except the outline of the wings, in the first or typical group; if this feature were taken as a basis, *N. bhima* and *N. moorei* would form a separate genus, in which *Z. yama* should be included. The male insects possess no glandular patches or tufts of hair on the wings; and the sexes are scarcely, if at all, differentiated, agreeing in both these respects with *Zophoessa*, but the differences in style of markings pointed out above render it convenient to retain them in a separate genus; the antennæ are perhaps more gradually and less abruptly clavate than in *Zophoessa*.

The first group contains three species, all inhabiting the hills to the North of India.

163. *Neope pulaha*, Moore. (PLATE XI, FIG. 25 ♀.)

*Lasioommata* † *pulaha* and *Enope pulaha*, Moore, Horsfield and Moore, Cat. Lep. E. I. C., vol. i, p. 227, n. 477 (1857).

HABITAT: Throughout the Himalayas to Upper Burma.

EXPANSE: 2.5 to 2.9 inches.

DESCRIPTION: "UPPERSIDE chocolate-brown, dusky about the apex and margins. Forewing with the veins at the base, a stripe at extremity of discoidal cell, and two transverse series of spots, ochreous-yellow. Hindwing with two rows of ochreous-yellow spots. Gills spotted with yellowish-white. UNDERSIDE dark brown. Forewing with three bars across the discoidal cell and subapical spots tinged with white; lower series of spots and space below the cell yellow. Hindwing with a submarginal row of eight ocelli and a single ocellus at abdominal angle; an irregular dark brown band from middle of anterior to middle of abdominal margin; markings about anterior margin tinged with white."

"Remark.—This species is somewhat allied in form to *Heteronympha merope*, Fabricius [from Australia]." (Moore, l. c.) The sexes in this species are alike. The underside of the hindwing has numerous irregular dark brown zig-zag lines and markings, too irregular to

describe in detail, including several ochreous spots outlined with dark brown, and between the markings the ground-colour is irregularly and beautifully irrorated with lilac-white scales throughout, grouped here and there into cloudy bands and lunular lines in Sikkim and Eastern Himalayan specimens. The specimens taken at Kujar in the Western Himalayas are smaller and paler, with the ochreous spots much larger, and the markings of the underside on the hindwing far less rich and prominent; they are perhaps separable as a local subspecies, but the differences are no greater than the colder and drier climate of the Western Himalayas would account for.

Major C. H. T. Marshall took *N. pulaha* at Kajar, near Chamba, in April. Colonel Lang took it in lower Kunawar at 7,000 feet elevation, and again at Narkunda near Simla at about 9,000 feet elevation, and the Indian Museum, Calcutta, has specimens from Mussoorie, and Sikkim, and one taken by the Yunan Expedition.

Regarding its habits, Colonel Lang notes as follows:—"I have only seen two specimens of this species in two localities far apart in the interior of the Himalaya, in dark forests of Oak, Sycamore, and Horse-chestnut, affecting shade and pitching on trunks of trees." (Ent. Month. Mag., vol. i, p. 182 (1864). Mr. A. Graham Young writes of this species as follows:—"I have as yet never seen it but on the Tihir Pass and the Jamere Mountain, Kulu. On the 21st July, 1872, it was in swarms round an oak tree on the top of a stony ascent, called Ghora Dik-Wallee."

The figure shows the upper and undersides of a female specimen from Sikkim in the Indian Museum, Calcutta.

#### 164. *Neope bhadra*, Moore.

*Lasiommata* ? *bhadra* and *Enope bhadra*, Moore, Horsfield and Moore, Cat. Lep. E. I. C., vol. i, p. 227, n. 478 (1857).

HABITAT: Sikkim, Assam.

EXPANSE: 3·2 to 3·7 inches.

DESCRIPTION: "UPPERSIDE blackish-brown, suffused with chocolate-brown at the base of forewing and along abdominal margin. Forewing with two transverse bars within discoidal cell, and two rows of spots across the wing yellowish, the lower inner spot being long. Hindwing with two rows of irregular-shaped spots, and small space about extremity of discoidal cell deep ochreous-yellow, the last spot on each row near anal angle encircling a spot of black. UNDERSIDE dark brown, tinged in parts with pink. Forewing with markings as above, also with a subapical eye-spot. Hindwing with a series of seven ocelli, and a smaller spot at abdominal angle; base of the wing varied with pale ochreous-white and dark brown markings." (Moore, l. c.) The FEMALE does not differ from the male in markings.

The underside of the hindwing is beautifully variegated; there is a short greyish white streak along the costa from the base, then a broad dark brown band perpendicular to the body irregularly variegated with ochreous and lilac grey irrorated markings; then a greyish white band from the middle of the body to the costa, followed by a dark brown broad band below, which bears a very irregular band of yellowish irrorations defined by yellowish lines, and the paler ground-colour beyond on which the ocelli are placed, is irregularly irrorated with ochreous and lilac-white; the margin is brown, profusely irrorated with yellowish towards the anal angle, and bears two sinuous dark brown lines, in addition to the extreme marginal line, which is also dark brown.

Mr. de Nicéville found this species in profusion in the Great Runjit Valley, Sikkim, in October. It settles on the road with closed wings, flying off into the jungle when disturbed. The beautifully variegated underside of this species effectually hides it when settled, as is its habit, amongst dead leaves. Mr. Otto Möller has also taken it in the neighbourhood of Darjiling in May and June.

165. *Neope khasiana*, Moore.

*N. khasiana*, Moore, Trans. Ent. Soc. Lond., 1881, p. 306.

HABITAT: Khasi Hills.

EXPANSE: 3.25 inches.

DESCRIPTION: "MALE. Allied to *N. bhadra*. UPPERSIDE: markings on forewing similar, the two streaks within the cell much less distinct, that crossing its middle almost obsolete; the streak between the first median nervule and submedian nervure narrower, and confluent with its terminal spot. Hindwing ochreous-yellow, with the costal border and apical end of exterior border brown, the immediate base of the wing ochreous-brown; a large oval dark brown spot beyond lower end of the cell, and a discal curved series of six round spots decreasing in size to a minute spot above anal angle. UNDERSIDE similarly marked to *N. bhadra*, except that there are two subapical ocelli, the lower one situated between the third and second median nervules; the three streaks crossing the cell are zig-zag, and the posterior margin broadly ochreous. Hindwing with a regular transverse subbasal ochreous-white fascia, the dark spot at end of the cell smaller and more prominent, the transverse series of ocelli also smaller, the interspace on both sides paler ochreous-brown." (Moore, l.c.)

This species appears to differ from *N. bhadra* chiefly on the upperside of the hindwing. In the latter species there is often a distinct ocellus between the third and second median nervules on the underside of the forewing. We have never seen a specimen of *N. khasiana*.

The next group contains only two species in India, the remaining species of the genus being found in China and Japan. Of the two Indian species, one has been found only in Upper Tenasserim, and of the other the precise locality is doubtful; both are evidently very rare.

166. *Neope bhima*, Marshall. (PLATE XI, FIG. 26 ♀.)

*N. bhima*, Marshall, Journ. A.S.B., vol. xlix, pt. ii, p. 246, n. 6 (1880).

HABITAT: Upper Tenasserim.

EXPANSE: 3.0 inches.

DESCRIPTION: FEMALE. UPPERSIDE ochreous-brown. Forewing with a yellowish sub-marginal macular band narrowed at the costa and inner margin and widest in the middle, bearing three large oval black spots, one between the discoidal nervules, the others between the median nervules, and (in one specimen) a small round black spot below the first median nervule, and above the third median nervule is a small incomplete ocellus; between this band and the cell is another paler yellowish band, narrow, ill-defined, brightest at the costa, and divided by the dark nervules. Hindwing with five prominent oval black spots narrowly circled with yellow on a somewhat paler ground, the middle one smallest and rounded; a faint trace of the ocelli of the underside is seen through at the anal angle; the margin itself and two fine marginal lines dusky. UNDERSIDE ochreous-grey, variegated with dark brown and pure ochreous; both wings crossed by an almost straight prominent ochreous band (greyish on the hindwing) just beyond the middle. Forewing with the ocelli as on upperside, but smaller, and all pupilled with white (except the lowermost); beyond the ocelli is another ochreous band, and two fine marginal lines and the margin itself dusky; in the discoidal cell there are three transverse sinuous brown bands, the first near the base narrow, the second across the middle broader, bearing four ochreous spots and appearing like two figures of 8; the third near the extremity zig-zag, widest at the lower end; the space beyond it irregularly variegated. Hindwing with three prominent brown spots near the base, two in the cell, and one above bearing ochreous pupils, the rest of the basal half irrorated with brown and bearing numerous irregular zig-zag brown lines, some bordered and some centred with ochreous. Eight nearly equal black ocelli pupilled with white and banded with pure yellow and dark brown, arranged in a sinuous line, the seventh and eighth confluent; marginal lines as on forewing. Cilia prominent, ochreous on both sides, marked with brown at the tips of the nervules.

This species has as yet only been found in Tenasserim, where two females were taken by Captain C. T. Bingham in the Upper Thoungyeen forests in March and April. It is allied to *N. moorei*, Butler.

The figure is taken from a female specimen in the collection of Major Marshall from Upper Tenasserim, and shows the upper and undersides.

167. *Neope moorei*, Butler.

*N. moorei*, Butler, Ann. and Mag. of Nat. Hist., third series, vol. xix, p. 166, n. 3, pl. iv, fig. 7 (1867), male; idem, id., Cat. Lep. B.M., *Satyridæ*, p. 113, n. 4 (1868); *N. goschkevitschii*, Ménétrés, var. a, Kirby, Syn. Cat. D.L., p. 49, n. 3 (1871).

HABITAT: East Indies.

EXPANSE: 3.12 inches.

DESCRIPTION: "MALE. UPPERSIDE yellow-olivaceous, the nervures ochreous. *Forewing* with seven elongate oval ochreous spots, the first and second interrupted with a swarthy fasciole, the third, fifth and sixth including large blackish-swarthy spots, and the seventh a small spot. *Hindwing* with seven submarginal ochreous spots, the first and the seventh minute, from the seventh to the second increasing in length, all including swarthy spots; a marginal line and the margin itself greyish-swarthy beyond the middle. *Body* ochreous. UNDERSIDE pale ochraceous; the cell of the *forewing* and the basal area of the *hindwing* irregularly variegated with lines and streaks; a very irregular continuous median band, two marginal lines and the margin itself swarthy. *Forewing* with the apex fuscous; four submarginal spots, the first ocellate, black, banded with yellow and pupilled with white, the second ochraceous, the third and fourth black. *Hindwing* with seven black ocelli, white pupilled, banded with yellow and again with swarthy, the seventh geminate, the third and fourth small. *Body* pale ochreous." (Butler, l. c. in Ann. and Mag. of Nat. Hist.)

"This is evidently a local representative of *N. goschkevitschii*." (Butler, l. c. in Cat. *Satyridæ*.)

We have not seen a specimen of *N. moorei*. The "East Indies" is a wide term, and it is possible that so far as this species is concerned it may not include India at all.

Genus 13.—ORINOMA, Doubleday. (PLATE XIII.)

*Orinoma*, Doubleday, in Gen. D.L., p. 368 (1851); id., Butler, Ann. and Mag. of Nat. Hist., third series, vol. xix, p. 50, pl. ii, figs. 4, 4a (1867), structure.

"BODY moderately robust, clothed, especially at the sides of the thorax, in front and behind, with fine hairs; wings with longitudinal interrupted pale bars between the nervules, and not ocellated. *Head* hairy, especially in front, where the hairs form a small tuft. *Eyes* large, hairy. *Antennæ* about two-fifths of the length of the forewing, very slender, curved downwards at the tip, and terminated by a long, gradually formed, but very slender club, the articulations scarcely distinct, finely carinated beneath on the inside. *Pulpi* compressed, large, porrected obliquely, reaching nearly to the level of the top of the eyes, and extending forwards nearly to the length of the head, very hairy in front; terminal joint minute, slender. *Thorax* oval; tippets clothed with fulvous hairs; meta-thorax clothed with longer grey hairs. *Abdomen* elongated, slender. FOREWING elongate, subovate; costal margin arched; apical angle rounded; outer margin entire, about three-fifths of the length of the costal margin, very slightly emarginate in the middle; anal angle rounded; inner margin straight in both sexes, of the same length as the outer margin. *Costal nervure* swollen at the base, united to the costa a little beyond the middle of its length; *subcostal nervure* with its first and second branches free, arising before the extremity of the cell; the third at nearly half-way between the cell and the apex; the fourth half-way between the third and the apex, uniting with the costa before reaching the apex, as does also the terminal part of the subcostal nervure, the upper discoidal nervure being extended to the extremity of the rounded apex. *Upper disco-cellular* very short, oblique, arising a little before the middle of the length of the wing; *middle disco-cellular* scarcely longer than the upper, nearly transverse; *lower disco-cellular* much elongated and curved, the extremity directed outwards, and united with the third branch of the median nervure at about the same distance from its origin as exists between the origin of its first and second branches, thus

closing the discoidal cell rather before the middle of the wing; the third branch being angulated at the place of junction, beyond which it is rather curved. *Submedian nervure* nearly straight. *HINDWING* elongate-ovate; costal margin curved; outer and anal angles rounded; outer margin slightly scalloped, the scallop at the extremity of the third branch of the median nervure being rather more decided than the rest. *Prediscoidal* [*precostal*?] *nervule* erect, curved outwards at the tip. *Subcostal nervure* arising nearer the body than the prediscoidal [*precostal*?], branching at a considerable distance from its base. *Upper disco-cellular* arising at a little distance from the base of the branch, curved, oblique; *lower disco-cellular* about equal in length to the upper, straight, rather more transverse, uniting with the median nervure exactly at the origin of its second and third branches, the latter of which is curved; the discoidal cell being thus closed in a rather acute point at some little distance before the middle of the wing. *FORELEGS* of the *male* very slender, small, and pectoral, densely clothed with delicate hairs; the tibia a little shorter than the femur, and the tarsus than the tibia; the tarsus exarticulate and destitute of claws. *Four hindlegs* moderately long, scaly; femur hairy within; tibia scarcely spined beneath; spurs distinct. Tarsus as long as the tibia, scaly, finely spined beneath and at the sides. *Claws* entire, very curved and acute. *Paronychia* minute, bifid." (*Westwood, l.c.*)

The type and only known species of this genus has very little of the general appearance of the *Satyrinae*, and more resembles some of the *Danainæ* or *Pierinæ*, but the hairy eyes, and the arrangement of the veins of the wing, almost identical with that of *Neorina*, indicate its affinity with the *Satyrinae*.

168. *Orinoma damaris*, Gray. (PLATE XIII, FIG. 32 ♂.)

*O. damaris*, Gray, Lep. Ins. Nepal, p. 14, pl. vii, fig. 2, 2 a (1846); id., Gen. D. L., pl. lxiii, fig. 3 (1851).

HABITAT: Himalayas, Cachar, Assam, Burma.

EXPANSE: 2.6 to 3.35 inches.

DESCRIPTION: "Wings yellowish white, with the veins and marginal bands brown; the costal nervure [base of the discoidal cell] of the forewing orange, with two black spots in the middle. UNDERSIDE paler." (*Gray, l.c.*)

MALE: UPPERSIDE deep swarthy, almost black, with all the markings pale yellowish-white, except the one occupying the basal half of the cell of the forewing, which is rich orange. *Forewing* with a triangular patch of rich orange colour filling the basal half of the cell, outwardly defined by a line of darker colour than the ground, the orange portion marked with two black spots placed obliquely. The upper part of the outer half of the cell is marked with a diffused black patch, below which is a black streak. The rest of the markings are almost identical in pattern with those of *Danaïa aglea*, except that the long streak in the interno-median area is divided transversely near its middle by a fine, outwardly-angled black line, instead of longitudinally. *Hindwing* with the markings also bearing a very general resemblance to those of *Danaïa aglea*, but with the yellow space in the cell divided by a black line parallel with the disco-cellulars. UNDERSIDE with all the markings paler and more clearly defined. On both wings there is a submarginal row of obsolete small black ocelli, those on the *hindwing* pupilled with yellowish; also a marginal line divided by the nervules, within which is a series of elongated rectangular marks. *Cilia* dark brown, ochreous at the interspaces. The collar and anterior portion of the thorax with orange hairs. *Body* dark above, pale yellow at the sides, and beneath marked with fine dark narrow longitudinal lines.

*Orinoma damaris* is a somewhat local insect nowhere very common; in the Kangra district Mr. Hocking records (*Proc. Zool. Soc., Lond., 1882, p. 235*) that it has been "taken at Jatingri," but is "very local and rare;" in Kumaon Mr. E. T. Atkinson records it as occurring in wooded lowlands, and Major G. F. L. Marshall has taken it in the neighbourhood of Naini Tal; it occurs in Nepal and Sikkim, and also in the Khasi Hills in the autumn; in Cachar, where Mr. Wood-Mason took it on Nemotha in October; and in Sylhet. Captain C. T. Bingham found it in Upper Tenasserim in the lower Thungyeen forests from March to May. It apparently only occurs in the mountainous parts of North-East India, and at low elevations.

The figure is taken from a male specimen from Sylhet in the Indian Museum, Calcutta.

## Genus 14.—RHAPHICERA, Butler. (PLATE XV.)

*Rhaphicera*, Butler, Ann. and Mag. of Nat. Hist., third series, vol. xix, p. 164, pl. iv, fig. 4<sup>a</sup> (1867), structure.

"Forewing elongate triangular, the costa subconvex; outer margin short, convex; inner margin nearly straight. Neuration as in *Lasiommata*; nervures scarcely dilated at base; the disco-cellulars oblique. Hindwing pyriform; costa almost straight; outer margin denticulate; inner margin almost entire. Antennæ reaching to the middle of the forewing, elongate, slender, the club gradually formed. Palpi elongate, woolly; the terminal joint short, distinct. Eyes hairy." (Butler, l. c.)

The neuration differs somewhat from that of *Lasiommata*. In the forewing the first and second disco-cellulars are very short, the two discoidal nervures originating close together, and close to the subcostal nervure; the third disco-cellular is long, nearly straight and oblique. In the hindwing the second median nervule originates slightly before the apex of the cell in the typical species (*R. satricus*), and exactly opposite to it in the only other Indian species, while in *Lasiommata* it originates beyond the apex.

Only three species are known, two of which occur in the Himalayas, and the third at Mou-pin in Thibet. The colouration is dark orange-yellow, much marked with black, and the pattern is the same on both upper and undersides; the hindwing is also prominently ocellated on the underside. They are forest loving insects, settling on the leaves of trees and bushes, with a quick darting flight, and having nothing protective in their colouring they are prominent objects when settled. Both species are rare and very local. The sexes are only slightly differentiated, the female having the same colour and style of markings as the male.

Key to the Indian Species of *Rhaphicera*.

A. Wings orange-yellow; the nervures and some bars across the wings and spots black. Hindwing with a submarginal series of ocelli.

a. The nervures narrowly black.

169. *R. SATRICUS*, Eastern Himalayas.

b. The nervures broadly black; the base of both wings irrorated with fuscous.

170. *R. МОКРИ*, Western Himalayas.

169. *Rhaphicera satricus*, Doubleday, Hewitson.

*Lasiommata satricus*, Doubleday, Hewitson, Gen. D. L., p. 387, n. 14, pl. lxiv, fig. 4 (1851), female;  
*Rhaphicera satricus*, Butler, Ann. and Mag. of Nat. Hist., third series, vol. xix, p. 164, pl. iv, fig. 3 (1867), female.

HABITAT: Eastern Himalayas.

EXPANSE: 2.5 to 2.7 inches.

DESCRIPTION: MALE: UPSERSIDE rich dark orange yellow; all the nervures black. Forewing with a narrow black bar across the cell in prolongation of the first median nervule, and another much broader one in prolongation of the second; a broad irregular band beyond the cell from the costa to the first median nervule, and sharply angled outwardly at its middle on the third median nervule; a short subapical bar from the costa ending with a round spot between the discoidal nervures, a large round spot on the lower median interspace, and the outer margin irregularly (narrowest on the lower median interspace) and the inner margin extending to the submedian nervure, black. Hindwing with a similar angulate band beyond the cell, narrow from the costa, almost obliterated above the discoidal nervule, broad and prominent across the median nervures; four large round submarginal spots, one on either side of the second subcostal, and one on either side of the second median nervule, and the outer margin, black; two narrow orange lines on the black margin; cilia orange. UNDERSIDE. Forewing paler yellow; markings as on upperside, but the apex and outer margin also yellow, bearing a fine black line on the extreme margin, and another incomplete within it, and an irregular line much wider about the third median nervule and following the outline of the dark border of the upperside; the lower submarginal spot having a small white pupil and the

upper one developed into a perfect ocellus, with a bluish-white pupil, yellow iris and blackish outer ring. *Hindwing* bright golden brown with a broad much paler streak from the base covering the entire cell, and extending almost to the outer margin; a line from middle of costal nervure across the cell, an irregular angulate line from the costa outside the cell to the submedian nervure and two fine marginal lines black, a dusky sinuous submarginal line; six submarginal ocelli, the third (sometimes absent) and sixth smaller, and the sixth geminate, all black with prominent bluish-white pupil, yellow iris, and blackish outer ring. FEMALE similar in colour and markings.

*Rhaphicera satricus* is found in Sikkim, and Mr. E. T. Atkinson records it as occurring in the wooded hills beyond Almorah in Kumaon. This is probably the extreme western range of the species; further to the west it is replaced by the allied *R. moorei*.

170. *Rhaphicera moorei*, Butler. (PLATE XV, FIG. 38 ♂.)

*Lasiommata satricus*, Moore, Proc. Zool. Soc. Lond., 1865, p. 499, n. 82; *Rhaphicera moorei*, Butler, Ann. and Mag. of Nat. Hist., third series, vol. xix, p. 164, n. 2, pl. iv, fig. 4 (1867), female.

HABITAT: North-West Himalayas.

EXPANSE: 2.1 to 2.25 inches.

DESCRIPTION: MALE: UPPERSIDE as in *R. satricus*, but all the black lines broader, the nervures being bordered as well as defined with black, giving it more the appearance of a black insect spotted with orange; the base of both wings, and the inner margin of the *hindwing* broadly irrorated with fuscous. UNDERSIDE also similar but paler and less brilliant; the base of both wings, and the inner margin of the *hindwing* broadly irrorated with fuscous as on the upperside; the third ocellus of the *hindwing* often obsolete, sometimes entirely wanting, the fourth, fifth, and sixth comparatively larger, and closer together. "FEMALE: UPPERSIDE pale yellowish-ferruginous, very similar to *R. satricus*, female, but smaller. *Forewing* with all the nervures fuscous, the base fuscous, the black bands wider, the discal fascia continued to the inner margin; a minute median discal black dot. *Hindwing* more denticulate, the internal area olivaceous-fuscous, with a series of six ocelli with grey pupils; the outer margin fuscous. UNDERSIDE: *Forewing* with the discal fascia more slender, the ocelli smaller, the outer margin slightly fuscous. *Hindwing* paler, the ocelli closer together, the median lines more irregular, continuous; the submarginal lines more undulate." (Butler, l.c.)

*R. moorei* is generally considered a rare insect, but in 1882 it was found in great profusion by Mr. Doherty in the Bhagi and Narkunda forests and again at Theog, all in the neighbourhood of Simla, in August; flying freely during heavy rain, and alighting on the leaves of bushes and trees; it is conspicuous when settled and appears to have nothing protective in its colouration. Colonel Lang notes, "Observed only late in the autumn, in a forest glade in the Himalayas, near a stream with rich vegetation about its banks." His collection contains five specimens from the neighbourhood of Simla taken at 9,000 feet elevation, and two from lower Kunawar, 7,000 feet elevation; it is evidently a very local insect.

The figure represents a male specimen taken by Mr. de Nicéville at Narkunda near Simla in August, and shows the upper and undersides.

The next two genera *Pararge* and *Amecera* represent in India the "hairy-eyed" division of the genus *Satyrus* as defined by Godart and Boisduval. They are both sections of the genus *Lasiommata* of Westwood (Gen. D. L.), which latter also includes both *Neope* and *Rhaphicera*. They are distinguished from the remaining subdivisions of *Satyrus* defined by Godart as *Hipparchia*, *Aulocera*, and *Epinephele*, not only by having the eyes hairy, but by the position of the apex of the discoidal cell of the *hindwing* as defined in the key to the genera (p. 96), and by having a complete series of ocelli on the *hindwing* on the underside. In a few species of *Hipparchia* and *Epinephele* there are two or three perfect ocelli on the underside of the *hindwing*, but in none is there a perfect series, and in the greater number of species and in all the *Auloceras* the ocelli are entirely absent. Westwood's definition of *Lasiommata* is republished for reference.

Genus *Lasiommata*, Westwood.

*Lasiommata*, Westwood, Gen. D. L., p. 385 (1851).

"Body slender, hairy; costal and median nervures of the forewing swollen at the base. Head moderate-sized, very hairy, with a frontal tuft. Eyes prominent, hairy. Palpi porrected obliquely, the tips raised to the level of the tops of the eyes, extending forwards as far as the length of the head, very slender; the front of the basal and second joints thickly clothed with long divaricating hairs, extending to the tip; the terminal joint being extremely short. Antennæ straight, distinctly annulated with white, not quite half the length of the forewing, terminated by a distinct, compressed, pear-shaped club, the tip being bent outwards; the club, however, varies considerably in shape, being elongated and very gradually formed in some exotic species. Thorax oval, moderate-sized, hairy. Abdomen slender. FOREWING large, elongate-triangular; costal margin moderately arched; apex rounded; outer margin entire, more than two-thirds of the length of the costal; inner margin about as long as the outer. Costal and median nervures dilated at the base, the latter less so than the former. Nervation as in *Erebica*; the upper disco-cellular very short, transverse; the middle and lower forming a continuous curved line, the middle one shorter than the lower one; the discoidal cell reaching rather beyond the middle of the wing; a nervule extending into the discoidal cell continuous with the lower discoidal nervule; another nervule extending backwards from near the lower extremity of the lower disco-cellular nervule. HINDWING subovate; outer margin moderately scalloped; anal margin not incised near the extremity. Upper disco-cellular nervule arising at a short distance from the origin of the branch of the subcostal, considerably curved, and throwing off a nervule backwards into the discoidal cell; lower disco-cellular considerably longer than the upper one, also curved, and united with the median nervule at the origin of its third branch, or sometimes preceding the third branch. FORELEGS small, but distinct, and very hairy in both sexes; those of the male very slender, and more thickly hairy, with the tarsus simple, and acute at the tip. Those of the female scarcely longer; tibia shorter than the femur; tarsus equal to the tibia, dilated, and compressed at the extremity, where it is articulated, and armed on the inside with short spines. Four hindlegs moderately long, very slender, scaly; femur hairy beneath; tibia and tarsus with very few spines beneath. Claws curved, acute, simple, dilated into an angulated lobe at the base. Paronychia slender, bifid. Pulvillus small, rounded."

"LARVA. Elongate, villose, with two short points at the tail. PUPA short, thick, with small angular projections, and two points at the head; suspended by the tail." (Westwood, l.c.)

The whole of the Indian species belong to two sections which have been generically separated under the names *Pararge* and *Ameocera* on the following characters:—

## Genus 15.—PARARGE, Hübner.

*Pararge*, Hübner, Verz. bek. Schmett., p. 59 (1816).

Differs but slightly from *Lasiommata* in having the median nervure of the forewing but very slightly swollen at base; the outer margin of the forewing is scarcely sinuate, and the inner margin is longer than the outer. The sexes are identical in markings, but differ somewhat in aspect owing to all the black markings being far more prominent in the female. The MALE has no sexual patches of raised scales or tufts of hairs on the wings.

Only a single species occurs within Indian limits; it is found in the North-West Himalayas. The colour is ochreous yellow with the outer margin and a few spots black, and is quite different in aspect from all other Indian species of this subfamily.

171. *Pararge cashmirensis*, Moore.

*P. cashmirensis*, Moore, Proc. Zool. Soc. Lond., 1874, p. 265, pl. xliii, fig. 3, male.

HABITAT: N.-W. Himalayas.

EXPANSE: ♂, 2.0 to 2.2; ♀, 2.2 to 2.35 inches.

DESCRIPTION: "MALE: UPPERSIDE ochreous yellow, brownish at the base. Cilia yellowish white, spotted with black. Forewing with a black dentate disco-cellular streak, and

a dark ochreous-black exterior border, the inner margin of which commences one-third before the apex and curves half round a subapical white-pupilled black spot, and thence attenuates to posterior angle [with a prominent projection inwards between the second and third median nervules]. *Hindwing* with a broad ochreous brown exterior border with wavy inner margin, contiguous to which are three black spots, each with a white pupil, the middle spot being the largest, and the anterior the smallest. The FEMALE differs in having two subapical spots and a broad disco-cellular patch on the *forewing*, and a fourth smaller anterior spot on the *hindwing*. **UNDERSIDE.** *Forewing* paler ochreous, markings as on upperside, but greyish brown, and with three narrow brown transverse streaks within the cell, and an irregular streak beyond it; two bright white-pupilled subapical spots, the upper one small, beneath which is a white dot, all being encompassed by a brownish line. *Hindwing* with greyish-brown base and exterior border, the disc being whitish grey, the division marked by a dark brown irregular zig-zag inner line and a wavy outer line; within this discal portion is a series of six round bright black spots, each having a white pupil (the basal two), and encircled by a yellow and a narrow brown outer ring, the second and third anterior spots being small, the others of equal size."

"*Note.*—The nearest ally to this species is *P. eversmanni*, Eversmann, from Central Asia, figured in the Moscow Bulletin for 1847, vol. ii, pl. ii, figs. 5, 6." (Moore, l.c.)

In some specimens the MALE also has on the upperside two subapical spots on the *forewing* and four submarginal on the *hindwing*; the base and inner half of the latter is suffused with brown. In the FEMALE the suffusion of brown on the *hindwing* is darker and more extended, the only yellow left being diffused rings round the spots and a small patch at the end of the cell.

*Pararge cashmirensis* is a rare and very local butterfly; the first capture of it was by the late Captain Reed at Goolmurg, an elevated plateau about 9,000 feet above the sea in Kashmir. Mr. Robert Ellis has since taken it in Pangi in July and August at considerable elevations; it was also taken by Mr. Atkinson in Kashmir, but no other records of its capture can be traced. It is a well-marked conspicuous butterfly that would not fail to attract attention if met with.

#### Genus 16.—AMECERA, Butler. (PLATE XV.)

*Amecera*, Butler, Ann. and Mag. of Nat. Hist., third series, vol. xix, p. 162, pl. iv, figs. 1, 1 a (1867), structure.

**DESCRIPTION:** "*Forewing* with the outer margin less wavy, and not angulate at the apex. *Hindwing* more elongate, the outer margin scarcely sinuate; otherwise as in *Lasiommata*. *Nervation* as in *Lasiommata*, but the cell of the *hindwing* shorter. *Antennæ* more elongate and slenderer, the club pyriform and compressed. *Palpi* with the terminal joint more elongate." (Butler, l.c.)

In this section Butler has included *Hipparchia baldiva*, but as its eyes are quite destitute of hairs it belongs to, and is here included in, the genus *Hipparchia* restricted. He also includes *Pararge eversmanni*, which is a true *Pararge*, very closely allied to *P. cashmirensis*.

It is doubtful whether the name *Amecera* will not have to give way to *Lasiommata*, of which also *megera* was the type. Mr. Butler has restricted *Lasiommata* to the section of which *ageria* is the type, and this arrangement we retain, as it has been followed by Mr. Moore.

The genus *Amecera* is spread over Europe and Western Asia, extending to England on the one hand, and to the Eastern Himalayas on the other. The typical species is *A. megera*, an English butterfly, with the wings tawny fulvous, marked with smoky brown. Four species have been described from India, all of them restricted to the mountain ranges on the north and north-west frontiers. One of them, *A. schakra*, is very distinct, and is a dominant species, common over a very large extent of country; the other three are all more or less specialised local forms of *A. mera* of South Europe, the claim of at least one of them

to rank as distinct specifically has been opposed by high authorities, and all three are comparatively rare and local. In this genus the males usually, but not universally, have a broad oblique stripe of raised scales on the forewing from the apex of the cell to the middle of the submedian nervure—a feature which they have in common with some of the *Hipparchias* and *Epinepheles*.

#### Key to the Indian species of *Amecera*.

A. With the wings smoky brown, with a prominent subapical ocellus on the forewing, and two or more on the hindwing, ringed with fulvous on the upperside; all with six perfect ocelli on the underside of the hindwing.

a. Males with a broad oblique stripe of densely packed scales on the upperside of the forewing.

a<sup>1</sup>. With a submarginal series of fulvous streaks diminishing from the costa (much wider in the female) on the upperside of the forewing; the male sexual streak narrow, and outwardly dentate along the nervules. Hindwing with two to five submarginal ocelli.

172. *A. schakra*, Himalayas.

b<sup>1</sup>. Male with two fulvous streaks below the ocellus on the forewing; hindwing with four ocelli.

173. *A. mæru*la, Western Himalayas.

c<sup>1</sup>. Male with the submarginal streaks on forewing more or less obsolete; the sexual streak very wide, not outwardly dentate; female with a prominent triangular fulvous patch divided by the dark nervules only; hindwing with only two ocelli in both sexes.

174. *A. menava*, Western Himalayas.

b. Males with no stripe of densely packed scales on the upperside of the forewing.

a<sup>1</sup>. Forewing with the outer dark zone of the ocellus on the underside of the forewing diffused and incomplete.

175. *A. mæroides*, Western Himalayas.

#### 172. *Amecera schakra*, Kollar. (PLATE XV, FIGS. 45 ♂, 46 ♀.)

*Satyrus schakra*, Kollar in Hugel's *Kaschmir*, vol. iv, pt. ii, p. 446, n. 4, pl. xv, figs. 3, 4 (1848), male; *Lasiommata schakra*, Westwood, *Gen. D. L.*, p. 387, n. 12 (1851); *Amecera schakra*, Butler, *Ann. and Mag. of Nat. Hist.*, third series, vol. xix, p. 163, n. 7 (1867).

HABITAT: The Himalayas.

EXPANSE: 2.0 to 2.5 inches.

DESCRIPTION: MALE: "UPPERSIDE fuscous, with an interrupted marginal fulvous band. Forewing with one ocellus. Hindwing with three ocelli, black, pupilled with white. UNDERSIDE grey. Forewing with a large fulvous patch near the hinder angle, with a large apical ocellus, and a smaller obsolete one adjacent. Hindwing with six ocelli, each with two rings, and obscure angulate streaks." (Kollar, l. c.) FEMALE paler, with an additional fulvous marginal band beyond the ocellus, and the fulvous streaks merging into a pale yellow band between the ocellus and the cell extending nearly to the costa.

Though fairly constant in the markings of the underside *A. schakra* presents considerable variation on the upperside. Besides the difference in tone of the ground-colour due to climate, the MALE shows in the forewing differences in the width and prominence of the fulvous marginal band; and in the hindwing in the number and prominence of the ocelli. The commonest form has three ocelli, one or more of which are blind, others have two ocelli with a fulvous spot above. Others again have three ocelli with a fulvous spot above. Others have four ocelli, the uppermost blind, and some have five, the uppermost smallest, and well separated. The FEMALE shows the same variation in the ocelli of the hindwing.

*A. schakra* is one of the commonest butterflies of the Western Himalayas, extending eastwards as far as Sikkim; in the north-west "to be seen at all seasons flitting about the rocky road-side, and pitching on the rocks or banks; more abundant on the outer ranges on bare grassy slopes." (Colonel A. M. Lang in *Ent. Month. Mag.*, vol. i, p. 182, 1865.) Mr. A. Graham Young states that in Kulu it is very common, appearing in July, and again in September and October.

LARVA: "Apple-green with pale yellow lateral lines. Feeds on various grasses." (Graham Young.)

The figures show the upper and undersides of both sexes; the male from Simla, the female from Mussoorie.

173. *Amocera mærule*, Felder.

*Lasiommata mærule*, Felder, Reise Novara, Lep., vol. iii, p. 496, n. 853 (1865).

HABITAT: Kunawar, Pangi.

EXPANSE: Not given.

DESCRIPTION: "MALE: UPPERSIDE as in *L. [A.] mæra*,\* but with the ocellus of the forewing larger, and with the two ferruginous-fulvous spots below it narrower, and more distant from the margin. Hindwing with four ocelli (the uppermost blind), also larger and more remote from the margin. UNDERSIDE as in *L. [A.] schakra*, but the forewing with the fulvous patch extending into the cell, the streaks in the cell fuscous, the innermost shortest, the ocellus larger, the streak on the inner side of it short, straight. Hindwing with the streaks obscurely fuscous, a little more flexuous, the basal streak not at all faint, the ocelli larger. This fine species stands between *L. [A.] schakra*, which Dr. Stoliczka collected in large numbers on the Southern Himalayas, and our *L. [A.] mæra*; the underside is very similar to that of *L. [A.] schakra*, the shape of the wings, however, together with the upperside reminds one of the latter." (Felder, l. c.)

In the absence of the type we are unable to state what differences can be especially relied on to separate the species; many of the varieties of *A. schakra* noted above accord fairly with the description of *A. mærule*, though none of them exactly agree, especially in the outline of the forewing; it seems to us probable that *A. mærule* is only a casual variety of *A. schakra*, but we retain it as distinct for the present pending further investigation, and in deference to Dr. Felder's high authority.

*A. mærule* is apparently very rare, we have never seen a specimen. The description of *A. mæra* from specimens from Prussia is given below.

174. *Amocera menava*, Moore.

*Lasiommata menava*, Moore, Proc. Zool. Soc. Lond., 1865, p. 499, n. 83, pl. xxx, fig. 3, male.

HABITAT: Western Himalayas; Beluchistan.

EXPANSE: 1.75 to 2.2 inches.

DESCRIPTION: "MALE: UPPERSIDE fuliginous brown. Forewing with a large apical jet-black ocellus, with white pupil and ferruginous iris; also a much smaller ocellus between it and the apex. Hindwing with two similar ocelli, placed submarginally midway between the anterior and posterior angles, [the inner one much the smaller]. UNDERSIDE with the discal portion of the forewing ferruginous; a series of four transverse discoidal streaks, and a submarginal line dark brown, each bordered with pale grey; the ocelli as above, but with yellow irides. Hindwing pale greyish brown, with irregular transverse basal brown lines; a series of six black submarginal ocelli, the first five with each a white pupil, and a double brown-bordered yellow iris, the sixth [geminat] at the anal angle, without the white-pupilled

\* *Amocera mæra*, Linnaeus, Faun. Suec., p. 275, n. 1049 (1761). HABITAT: Europe. Expanses, male, 2.0 to 2.1, female 2.1 inches. DESCRIPTION: MALE. UPPERSIDE dull smoky brown. Forewing with a prominent black, white-pupilled subapical ocellus with a minute similar ocellus attached to it below, and another minute ocellus placed outwardly above it; these ocelli placed on a patch of bright fulvous, widest towards the costa, narrowest at the submedian nervure, which it does not quite reach, and divided by the dark nervules. Hindwing with two submarginal black, white-pupilled ocelli, each surrounded by a fulvous iris, and with a small spot of the same colour in the interspace above the anterior ocellus, sometimes bearing a small ocellus. UNDERSIDE light greyish brown. Forewing with two transverse brown bars in the cell, and the disco-cellulars defined with brown; the ocelli ringed with pale yellow, and enclosed in a single fine brown line; the disc bright fulvous, the margin bearing an inner rather broad wavy dark line and two fine marginal lines. Hindwing with six black ocelli, the anal one geminate, each with two rings of fulvous and two of dark brown; a basal, a median and a submarginal dark wavy line, all parallel to the outer margin, two very indistinct wavy darker lines on the margin. FEMALE similar, but with the bright fulvous patch wider, and extending into the interspace below the submedian nervure; the disc irrorated with fulvous. UNDERSIDE with the fulvous patch larger and brighter. It lacks the usual sexual streak of the male on the upperside of the forewing. (Described from specimens from Prussia).

black centre ; a submarginal series of whitish-grey lunules. Allied to *L. [A.] schakra*, Kollar." (Moore, l. c.)

The FEMALE differs in being paler coloured, in lacking the male sexual streak, and in having on the UPPERSIDE of the forewing a large triangular bright fulvous patch occupying nearly the apical half of the wing ; the ocellus is included in this patch, and it is cut only by the dark nervules, not divided into streaks as in *A. schakra*.

*A. menava* "comes from middle Kunawar, the pleasant villages of Pangl and Rarung, where the last showers of rain fall at rare intervals. It does not venture to the drier regions ; and its uniformly dark colour remains constant, and seems to distinguish it from the more fulvous *L. [A.] schakra* so common on every rocky roadside in Lower Kunawar and the Simla hills." (Note by Colonel Lang in Proc. Zool. Soc. Lond., l. c.) It is also found in the Pangl and Chini districts in the months of June and July, but it appears to be local, and nowhere very common. Mr. de Nicéville took a male at Nurla, Ladak, on July 5th, and two females,—one each at Chanagund and Kargil, Ladak, on June 30th and July 1st respectively. These were all the specimens he saw, the extremely scanty vegetation of this dry and barren region not being favourable to an abundant insect fauna. Quite recently a female specimen has been taken by Colonel Lang in the Kawas Valley in Beluchistan at 8,000 feet elevation in the month of September, which shows that this species has a far wider range than was at first believed.

#### 175. *Amecera maroides*, Felder.

*Lasionmata maroides*, Felder, Reise Novara, Lep., vol. iii, p. 496, n. 859, pl. lxxix, fig. 1 (1865), female.

HABITAT: Dras, Ladak ; Chulichang, at 12,000 feet elevation ; Pangl.

EXPANSE: ♂, 2.1 to 2.4 ; ♀, 2.3 to 2.4 inches.

DESCRIPTION: "MALE: UPPERSIDE as in *L. [A.] menava*, but paler ; the streaks more obsolete. Forewing with the ocellus distinctly surrounded with fulvous, and with two large spots irrorated with fulvous below it. Hindwing with two ocelli coloured as in *L. [A.] menava*, but more broadly ringed and a little nearer to the margin ; a fulvous spot annexed to the upper ocellus. UNDERSIDE as in *L. [A.] menava*, but the hindwing with the streaks of the basal half fuscous, scarcely margined with fulvous ; that beyond the cell a little more directed outwards towards the costa. FEMALE. UPPERSIDE. Forewing with the ocellus placed on a triangular band of deep fulvous. A local form of *L. [A.] menava*, Moore, which Dr. Stoliczka collected in numbers on the Southern Himalayas near Pangl in Kunawar. The FEMALE differs from the yet undescribed female of *L. menava* in the fulvous patch of the forewing being throughout distinctly defined, lighter and hardly divided by the nervules, and in the two ocelli of the hindwing being separated from each other, smaller, and somewhat nearer to the margin, as well as differing on the underside in the same way as described for the male. The two females of *L. menava* taken by Dr. Stoliczka have on the upperside a third irregular ocellus confluent with the large one placed between the second and third median nervules." (Felder, l. c.)

*A. maroides* is given by Butler in his Cat. Satyridæ B. M., p. 126, as a synonym of *A. menava* ; but the presence in the male of the large fulvous spots below the ocellus on the upperside of the forewing distinguish it from that species. No difference, however, can be detected on comparing a female of *A. menava* with Felder's figure of a female of *A. maroides*, except in the slightly larger extent of the fulvous patch on the forewing.

There are three specimens in Major Marshall's collection of an *Amecera* taken at Pangl in July and one female in August by Mr. Robert Ellis ; two of the former are clearly males by the structure of the abdomen and of the forelegs, and the outline of the wings, but they have no trace whatever of the male sexual streak on the forewing. They correspond well with Felder's description of *A. maroides*, and we refer them to that species, although the third specimen, a female, taken at the same time and place, resembles that of *A. schakra*, and not that of *A. menava*, in style of markings of the upperside. All three are much darker in colour than *A. schakra* usually is, but paler than *A. menava*. They are certainly distinct

from *A. schakra*; on the UNDERSIDE all four specimens differ both from *A. schakra* and *A. menava* in that the apical ocellus of the forewing lacks the well-defined narrow dark outer ring, having only an incomplete rather diffused ring, the lower portion obsolete; in the hindwing the ground-colour is paler than even in *A. schakra*, and, as Felder states, the streaks are fuscous scarcely margined with fulvous; and the one beyond the cell is distinctly more irregular and angled in outline. The males correspond so exactly with Felder's description of *A. maroides* that we cannot doubt their identity with that species, and we can only surmise that a female of *A. menava* has been accidentally figured by Felder as the female of *A. maroides*.

#### Genus 17.—HIPPARCHIA, Fabricius.

*Hipparchia*, Fabricius, Ill. Mag., vol. vi, p. 281 (1807); *Satyrus* (in part), Westwood, Gen. D. L., p. 388, (1851.)

“BODY generally rather robust, hairy; forewing with the costal and median nervures swollen at the base, and the outer margin somewhat scalloped. HEAD rather small, thickly clothed with rather short hairs. EYES prominent, naked. PALPI rather short, porrected obliquely, but not reaching much above the level of the middle of the eyes, and extending forwards about half the length of the head, rather thickly clothed beneath with moderately short hairs; the middle joint with a compressed conical tuft of hairs in the middle of the hinder margin; terminal joint very short and oval. ANTENNÆ not near half the length of the forewing, very slender, articulations indistinct, not annulated with white; terminated either by a short, abrupt, broad, concave club, or by a long, slender, fusiform club, with its base gradually formed. THORAX oval, clothed especially behind with long soft hairs. ABDOMEN moderately elongate-ovate. FOREWING with the costal and median nervures greatly swollen at the base; costal margin well arched, apex rounded; outer margin more than two-thirds the length of the costal; inner margin not, or scarcely, so long as the outer one, nearly straight. NEURATION as in *Lasiommata*; the third and fourth branches of the subcostal nervure being, however, more approximate to each other than in *Lasiommata*, leaving a greater space between the extremity of the discoidal cell and the third, and between the fourth and the tip of the wing. The upper disco-cellular nervule is extremely short and transverse, and the middle and lower ones nearly continuous and oblique; the latter united with the third branch of the median nervure at about the same distance from its origin as exists between the first and second branches. The discoidal cell extends to the middle of the wing. HINDWING broadly ovate, more or less scalloped along the outer margin; the abdominal margin entire. NEURATION as in *Lasiommata*, except that the upper disco-cellular nervule is longer, and the lower disco-cellular is united to the third branch of the median nervure at a rather shorter distance from its origin than exists between the first and second branches of the median nervure. FORELEGS of comparatively moderate length, and distinctly visible in both sexes; those of the male being much more densely clothed with hair, and those of the female rather larger. TARSUS simple in the male, but articulated in the female; not armed, however, with minute spines at the tips of the joints. Four hindlegs rather short, scaly; femora almost entirely destitute of hairs beneath; tibiae armed with several rows of spines, set rather widely apart, at the sides beneath; tibial spurs very acute, and rather long; tarsi armed beneath and at the sides with several rows of short spines; tips of the joints with longer spines. CLAVUS entire, long, very acute, and curved. PARONYCHIA very slender.”

“LARVA pubescent, elongate-conical; head rounded; tail bifurcate; body marked with dark longitudinal stripes. They conceal themselves and remain inactive during the day, but come forth to feed by night, when they may be found in great numbers with the help of a lamp, feeding indifferently on different kinds of grasses. PUPA short, ovoid, glabrous, with the head obtuse and tail pointed; either suspended by the tail, or enclosed in a cocoon of earth mixed with a little silk.”—(Westwood, l. c.)

The genus *Hipparchia* as restricted is a Palearctic form, and extends throughout Europe and North Asia, occurring also in North Africa, North America, and Japan. Within our limits they are only found in the mountainous regions on the North-West and West frontiers; most of them appear to be local, and many of them are very rare in collections, as they occur

only far in the interior, and at high elevations where naturalists can seldom get opportunities of collecting. They are found on grass and rocky ground, and, with the exception of the aberrant species *H. parisatis*, beyond the limits of tree vegetation as a rule.

### Key to the Indian Species of Hipparchia.

- A. Upperside swarthy, with a conspicuous white band on the outer margin; the underside of both wings concolorous, with prominent and perfect ocelli.
176. *H. PARISATIS*, Western Himalayas, Afghanistan, Persia.
- B. Upperside brown, with the cilia pale, but no prominent white border; the underside with the forewing more or less ferruginous or tawny on the disc; the hindwing mottled and marbled, with a single very minute ocellus, or with none at all.
- a. Upperside brown, without any broad submarginal fulvous fascia; a single subapical ocellus on forewing.
177. *H. PIMPLA*, Western Himalayas, Afghanistan, Beluchistan.
- b. Upperside brown, with several fulvous submarginal streaks forming a much interrupted band on both wings (obscure in the forewing of the male). Forewing with two equal-sized obscure submarginal ocelli.
178. *H. DIFFUSA*, Western Himalayas.
- c. Upperside brown, with a broad fulvous submarginal band on both wings.
- a.<sup>1</sup> The fulvous band angulate on its inner edge in both sexes, and bearing two equal-sized ocelli on the forewing, with two *white* spots between them; and a single minute subanal ocellus on the hindwing.
179. *H. THELEPHASSA*, Beluchistan.
- b.<sup>1</sup> The fulvous band with its inner edge straight on the forewing in the male, angulate in the female; bearing two ocelli (often blind) with or without two *black* spots between them on the forewing, and one (sometimes two) minute subanal ocelli on the hindwing.
180. *H. BALDIVA*, Western Himalayas.
- c.<sup>1</sup> The fulvous band broader, with its inner edge angled on the forewing in both sexes; otherwise as in *H. baldiva*, but paler, and usually without the subanal ocellus on hindwing.
181. *H. LEHANA*, Western Himalayas.
- d.<sup>1</sup> The fulvous band regular and sharply defined on both wings, and bearing a single subapical ocellus on forewing; none on hindwing.
182. *H. DIGNA*, Western Himalayas.
- e.<sup>1</sup> The fulvous band defined with dark lunules, narrow on the hindwing, and further from the margin in both wings than in *H. baldiva* and *H. lehana*; bearing two prominent black spots on the forewing, none on the hindwing.
183. *H. HUEBNERI*, Western Himalayas.
- d. Forewing fulvous with brown margin.
184. *H. CADESIA*, Western Himalayas.
- C. Upperside blackish-brown with creamy-white markings.
- a. With a creamy-white patch in the cell of the forewing.
185. *H. SHANDURA*, Western Himalayas.
- b. With no creamy-white patch in the cell of the forewing.
186. *H. ANTHE*, Afghanistan, Persia.

In this genus the sexual mark in the males presents a good deal of variation; typically it is a streak of thickly set differently formed scales on the forewing as in *Ameccra*, but much wider, and extending into the discoidal cell; but we are unable to base the arrangement on this structural feature at present as the males of *H. diffusa*, *H. digna*, *H. huebneri*, *H. cadesia*, and *H. shandura*, are not represented in our collections. The most remarkable deviation from the type in this respect is *H. thelephassa*, in which the sexual streak almost entirely fills the discoidal cell, and bears a deep black patch irrorated and often entirely concealed with greyish-brown scales. The form of the antennæ too varies greatly. In *H. pimpla*, *H. digna*, and *H. cadesia* they are gradually clavate; in *H. thelephassa* and *H. shandura* the club is very short and abruptly formed like a rounded knob, while *H. baldiva* and *H. lehana* have the club as abruptly formed, but much more elongate.

The first species, *H. parisatis*, is the largest of all the Indian *Hipparchias*, and differs so widely in colour and style of markings, more especially in the presence of prominent perfect

ocelli on the underside of the hindwing, from all the other species, that it stands quite apart, having no near allies. The remaining species all come under the subgenus *Eumenis*, Hübner, according to Scudder, who accepts *H. semele* as the type of this group.

176. *Hipparchia parisatis*, Kollar. (PLATE XVI, FIG. 47 ♀.)

*Satyrus parisatis*, Kollar, Denkschr. Akad. Wien. Math.-Nat. Cl., vol. i., p. 52, n. 7 (1850); *Hipparchia (Satyrus) macrophthalmus*, Eversmann, Bull. Mosc., vol. xxiv., pt. i., p. 615, n. 5 (1851).

HABITAT: Western Himalayas, Afghanistan, Persia, Armenia.

EXPANSE: 2·7 to 3·2 inches.

DESCRIPTION: "UPPERSIDE black, broadly margined with white. *Hindwing* dentate. *UNDERSIDE*: both wings marbled with cinereous and white, a common angulate median white fascia, two black ocelli on each wing circled with yellow, and pupilled with white. A most distinct species, widely diverse from all of this genus." (Kollar, l.c.)

In Indian specimens the UPPERSIDE is of a blackish brown colour, and when fresh beautifully glossed with blue in certain lights. The white outer margin is broadest on the hindwing, and does not reach the apex of the forewing. In some specimens the outer half of the costal margin is whitish, widening out towards the apex. The forewing has two submarginal black spots, the upper minutely white-pupilled, the lower blind. The hindwing has one subanal black spot with minute white pupil. The UNDERSIDE is pale French-grey, profusely covered with fine irregular dark strice on the costal half of the forewing, and on the entire hindwing, and mottled with whitish. With an angulate median white fascia on both wings, inwardly defined by a blackish line, with two large submarginal ocelli on each wing, with yellow iris and narrow dark brown outer ring, the upper prominently white-pupilled on both wings; the lower blind on the forewing, minutely white-pupilled on the hindwing. A narrow submarginal line, and the extreme margin dark brown; the cilia white. In Persian specimens the colour is paler brown, and the white margin is much broader, extending beyond the black subanal spot on the hindwing.

The MALE has the sexual mark on the forewing broadly along the median nervure extending into the cell, of the same colour as the ground, but visible owing to the greater density of the scales, and a slight sheen on them owing to their different structure. It has also a single white spot (sometimes two) on the underside of the forewing between the ocelli. The female lacks the sexual streak, and has two white spots between the ocelli of the forewing on both upper and undersides, which are sometimes traceable in the male on the upperside. Major Roberts states (Proc. Zool. Soc. Lond., 1880, p. 405) that "when fresh and in the sun the white border is shot with brilliant blue."

*H. parisatis* is the commonest and most widely spread of all the Indian *Hipparchias*. We have specimens taken by Mrs. Deane in Chini in June; in Pangi by Mr. R. Ellis in July; and in Gilgit by Major J. Biddulph in August. Regarding its habits Colonel Lang writes:—"Obtained on steep precipices over bare hill-sides above the Sutlej; and these Himalayan precipices are not quite the ground for the entomologist, net in hand, and eye fixed on the soaring insect. The aspect of the insect on the wing is quite Nymphalidian—a soaring flight, swift if frightened, pitching in all sorts of inaccessible spots. Subsequently found very commonly in Upper Kunawar, always on steep cliffs, pitching on rocks." It is found commonly throughout the hilly regions of Afghanistan and Beluchistan. In the neighbourhood of Kandahar it "frequents nullas and shady places, and may be caught by dozens at a time. Abundant but local at the end of May, and in June in shady, moist places among the low, rocky, barren hills." (Major Roberts, l. c.) Colonel Swinhoe took it in a small field of potatoes, at Chaman in South Afghanistan on the 21st May, and at Mach in the middle of the Bolan pass in July. Mr. de Nicéville has taken it near Simla, and at Kotgarh in the autumn, in Chumba in May, at Budruwah and Junglewah on the frontiers of Kashmir in June, and late in July near Bajoura, Kulu.

The figure is taken from a female specimen in Mr. de Nicéville's collection taken at Junglewah, Kashmir, and shows both the upper and undersides.

177. *Hipparchia pimpla*, Felder.

*Satyrus pimpla*, Felder, Reise Novara, Lep., vol. iii, p. 494, n. 856, pl. lxxix, figs. 10, 11 (1866), female.

HABITAT: Western Himalayas; Afghanistan, Beluchistan.

EXPANSE: 1·9 to 2·2 inches.

DESCRIPTION: MALE. UPPERSIDE uniform, rather dark brown, the *cilia* whitish, marked with brown on the nervules. *Forewing* with a black subapical spot, sometimes minutely pupilled with white, and with obsolete paler iris. UNDERSIDE: *forewing* rather paler brown, with a bright ferruginous discal patch covering almost the entire cell, the costal margin marbled with whitish and irregular dark stræ extending into the cell; the subapical ocellus larger bordered with yellowish on the inner side, followed by a short dark streak; an incomplete submarginal dark line. *Hindwing* pale brown, irregularly mottled with whitish and dark brown, all the nervules white; an indistinct subbasal angulate striga dark brown; a dark brown angulate median streak inwardly diffused, outwardly sharply defined and bordered with white finely mottled with brown; a submarginal dentate dark line also inwardly diffused and outwardly sharply defined, beyond which the margin is whitish, more conspicuously mottled with brown; one or two minute subanal black spots marking the positions of obsolete ocelli. FEMALE rather larger, paler brown, the disc tinted with ferruginous, the subapical ocellus much more prominent and with a distinct fulvous iris, with two or three diffused elongate sordid-ferruginous streaks below it. UNDERSIDE much paler, *forewing* with the costal margin ochreous and very slightly mottled, the mottlings scarcely extending into the cell, and showing no defined streaks; the subapical ocellus large, with pale ochreous yellow iris, the apical area mottled with white, the submarginal line nearly complete. *Hindwing* pale ochreous mottled with brown; the subbasal, discal, and marginal dark lines narrow, well defined; the two latter having the ground-colour whitish outwardly.

The female described and figured by Felder is darker than the specimen described above, and lacks the ochreous tinge of the underside.

*H. pimpla* is a very rare insect, and though found over a large tract of country, is nowhere common. The type specimen, a female, was taken at Chulichang in Ladak; another female was taken by Major J. Biddulph on the Shandur plateau in Northern Kashmir; the male, which has not been previously described, was taken at Sher Darwaza near Kabul by Lieutenant H. Whistler-Smith during the late Afghan war; and again quite recently by Colonel A. M. Lang, R.E., in the neighbourhood of Quetta at Kawas on a rocky peak 8,500 feet altitude in September. It is not very closely allied to *H. arethusa*, Wiener Verzeichniss,\* of Europe, with which Felder's original description appended below, † compares it. It is one of the group of which *H. actæa*, Esper, of Southern Europe, is the type, and is most closely allied to a variety from Astrabad which has been separated and figured under the name of *H. bryce*, Ochseneimer, var. *parthica*, by Lederer (Hor. Soc. Ent. Ross., vol. vi, p. 83, pl. iv, figs. 12 male, 13 female, (1869); *H. bryce*, Ochseneimer, being itself a synonym of *H. hippodice*, Hübner; and *H. hippodice*, Hübner, being a variety of *H. actæa*, Esper. A short description of this variety *parthica* is given below; the male specimen of *H. pimpla* from

\* *Satyrus arethusa*, Wiener Verzeichniss. "Wings dentate, UPPERSIDE fuscous, with a fulvous macular fascia and a blind ocellus. UNDERSIDE: *Hindwing* marbled with cinereous and fuscous, with a recurved whitish fascia. The wings are feebly dentate; of an obscure brown on the UPPERSIDE, with a yellow macular outer band, bearing near the apex of the *forewing*, and near the anal angle of the *hindwing*, a black blind ocellus. UNDERSIDE: *forewing* of a red more or less vivid, with the margins obscure and cut up with blackish, especially on the costa; the ocellus of the upperside but pupilled with white. *Hindwing* ashy dotted with brown, with a whitish transverse discal band curved below, slightly sinuous above, and preceded outwardly by a small black ocellus with a white pupil. The scallops of the outer margin are whitish. Inhabits Russia, Hungary, the middle of Germany, and several districts of France." (Godart, Enc. Méth., vol. ix, p. 517, n. 113 (1819).

† *Satyrus pimpla*, Felder. HABITAT: Western Himalayas; Ladak; Chulichang. EXPANSE: 1·9 to 2·2 inches. DESCRIPTION: "FEMALE. Wings with the *cilia* shorter than in *S. [H.] arethusa*. UPPERSIDE darker. *Forewing* with the disc tinted with ferruginous, with the black subapical ocellus much larger, sometimes pupilled with white, and with a sordid ferruginous iris, and with two or three diffuse elongate sordid ferruginous spots below it. *Hindwing* with the indistinct submarginal streak darker. UNDERSIDE as in *S. arethusa*, but the *forewing* with the fulvous patch covering almost the whole cell, otherwise restricted, well removed from the submarginal streak, the two streaks across the cell wanting, the subapical ocellus larger. *Hindwing* more widely striated, the discal streak prominently bent, not at all directed downwards, but subparallel to the margin, outwardly narrowly defined with hoary-white, and another submarginal, outwardly defined with hoary-white, broader and darker." (Felder, Reise Novara, Lep., vol. iii, p. 494, n. 856, pl. lxxix, figs. 10, 11 (1866), female.

Kawas is barely separable from it, though the female from the Shandur plateau is very distinct, being much paler, while the undersides of both sexes in *parthica* are almost exactly alike.

*Hipparchia arethusa*, Wiener Verzeichniss, is also found both in the Caucasus and the Kuldja hills; it differs from *H. pimpla* chiefly in having a submarginal series of elongate spots irrorated with fulvous on both wings on the upperside, which are very prominent in some specimens, obsolete in others; also the nervures of the hindwing on the underside are not white.

*Hipparchia actea*, var. *parthica*, has the upperside almost exactly like that of *H. pimpla*; and the underside differs very slightly; on the forewing the dark submarginal line is lost in the dark band which widens out greatly at the inner angle; the dark median line is present in both sexes, and in both sexes the costa is broadly brown with fuscous mottlings extending into the cell, and in addition there are several distinct irregular dark bars across the cell; on the hindwing the basal area is darker, the subbasal line is obsolete, the median and submarginal lines are broad, inwardly diffused and outwardly defined by whitish fasciæ; all the nervules are whitish.

Another variety of *H. actea*, Esper, recorded as *Hipparchia bryce*, var. *amasina*, Staudinger, by Lederer (Hor. Soc. Ent. Ross., vol. viii, p. 11 (1871), and as *H. cordula*, var. *amasina*, Staudinger, by Kirby in the Syn. Cat. D. L., is found at Astrabad in Persia.

#### 178. *Hipparchia diffusa*, Butler.

*H. diffusa*, Butler, Proc. Zool. Soc. Lond., 1880, p. 147, n. 2.

HABITAT: Ravee Basin, North-West Himalayas.

EXPANSE: 2.1 inches.

DESCRIPTION: "FEMALE. Closely allied to *H. semele*,\* from which it principally differs in the obscured character of the ochraceous patches enclosing the ocelli on the UPPERSIDE of the forewing. On the UNDERSIDE the white belt is well marked, more so than in any specimens of *H. semele* which I have seen." (Butler, l. c.)

We have never seen this species, but as there is no other *Hipparchia* recorded from the Himalayas which at all approaches to *H. semele*, there should be no difficulty in recognising it. The true *Hipparchia semele*, Linnæus, is found in the Caucasus, and probably still further to the East.

*Hipparchia autonö*, Esper, from South Russia and the Kuldja hills, is allied to *H. semele*, and according to Godart's description (Enc. Méth., vol. ix, p. 518, n. 114 (1819) is "brown, with a yellowish transverse band, the band of the forewing more prominent and bearing two black ocelli with white pupils; the band of the hindwing has one smaller ocellus near the anal angle, and sometimes accompanied by two white dots; the underside of the forewing resembles the upperside, except that the disc is reddish; the hindwing is ashy mottled with brown; the nervures whitish, and with three transverse whitish bands, the small ocellus of the upperside, the margin dentate, and the cilia white." It is figured in Boisduval's Icones, vol. i, pl. xli, figs. 5, 6 (1832), female.

\* *Hipparchia semele*, Linnæus, Faun. Suec., p. 276, n. 1051 (1761). HABITAT: Europe. EXPANSE: 2.3 to 2.5 inches. DESCRIPTION: FEMALE: UPPERSIDE brown; darker on the outer half, with a submarginal band of the same colour, but defined with darker brown. Forewing with a black spot with white pupil between the discoidal nervules placed on a fulvous streak across the band, and another similar one placed between the first and second median nervules, the latter having in addition a narrow fulvous streak above and a broader one below; the outer edge of the band being nearly parallel to the margin, the inner edge much angled. Hindwing with three inwardly sagittate ferruginous marks on the outer edge of the band, and a fourth on the lower median interspace rounded, and bearing a small black spot with white pupil. UNDERSIDE: forewing with the band complete, fulvous, a diffused fulvous patch in the disc, the two black spots with white pupils as on upperside; and the costal margin broadly mottled with whitish and dark brown. Hindwing mottled throughout with whitish and dark brown on a pale brown ground, with three very irregular blackish streaks, one subbasal, one discal, and one submarginal; a minute subanal black spot with white pupil. The MALE has the UPPERSIDE more uniform, the fulvous streaks being obsolescent. UNDERSIDE similar, but with the discal streak on the hindwing broadly margined outwardly with whitish. The discal sexual mark on the forewing broad, extending into the discoidal cell. (Described from examples from Germany).

179. *Hipparchia thelephassa*, Hübner.

*Eumenis thelephassa*, Hübner, Samml. Ex. Schmett., vol. ii, pl. lxxxv, figs. 1-4 (1816-1824); *Satyrus thelephassa*, Herrich Schaffer, Schmett. Eur., vol. i, figs. 178, 179 (1844); figs. 305, 306 (1846); *Hipparchia thelephassa*, T. Klüg, Symb. Phys., pl. xxix, figs. 1-4 (1832); *Satyrus anthelen*, Boisduval, Icones, vol. i, p. 204, pl. xli, figs. 3, 4 (1832), female; idem, id., Doubleday, Hewitson, Gen. D. L., pl. lxxv, fig. 3 (1851), female.

HABITAT: Afghanistan, Beluchistan, Persia, Syria, Russia.

EXPANSE: ♂, 2.1 to 2.3; ♀, 2.4 to 2.7 inches.

DESCRIPTION: MALE. UPPERSIDE brown, with a broad submarginal fulvous band on both wings. Forewing with the inner margin of the band much angled at the third median nervule, the outer edge lunulate and parallel with the margin, bearing an upper and lower black spot with minute white pupil; and two white spots between them. The sexual mark extends into the discoidal cell, black overlaid with brown scales. Hindwing with the fulvous band abbreviated, its outer edge lunulate and parallel with the margin, its inner edge irregularly dentate and less sharply defined; bearing a single minute black spot with white pupil on the lower median interspace and sometimes a white dot on the upper median interspace. UNDERSIDE. Forewing with the fulvous band, ocelli and white dots as on upperside, but with the middle of the disc also fulvous, extending into the cell, the costal margin broadly pale brown, mottled and streaked with whitish and dark brown. Hindwing whitish, clouded with pale brown and mottled with darker brown, the subbasal line scarcely traceable; the median rather more defined and indistinctly margined outwardly with a whitish diffused fascia, the submarginal line most distinct and defined with whitish outwardly; a minute subanal ocellus as on upperside. FEMALE as in the male, but lacking the sexual black patch in the cell; and with the inner margin of the fulvous band much more angulate.

The figure by Westwood shows the middle of the disc on the forewing fulvous on the upperside also, but none of the specimens we have examined correspond with it in this particular.

*H. thelephassa* has as yet only been found within our limits in the assigned districts of Beluchistan now administered by the British Government. It was taken at Chaman in May, at Gwal in May, and at Quetta in May and September, by Lieutenant-Colonel Swinhoe, and in September and October by Colonel A. M. Lang at Quetta at 5,500 feet elevation, the Hanna Valley 6,500 feet, and the Kawas Valley 8,000 feet elevation, "where it was not uncommon among boulders in the gorges of the high valleys." (Colonel Lang). At Kandahar Major Roberts notes that it is "very common at the beginning and middle of May in the nullas and on the rocky slopes at the foot of the hills, resting under the shade of rocks and stones during the heat of the day, and flying about in the early morning and evening, when it is easily captured. In June scarcely a specimen was to be found." (Proc. Zool. Soc. Lond., 1880, p. 405).

A large *Hipparchia* of this type is found commonly in Persia; it differs from *H. thelephassa* in lacking the white dots on both sides, and more notably in having the submarginal fulvous band on the forewing distinctly macular, the patches about the upper ocellus being widely separated from those about the lower ocellus by the brown ground-colour; it seems to be just intermediate between *H. semele* and *H. thelephassa*.

*Hipparchia beroë*, Herrich-Schäffer, is like a desert form of *H. thelephassa*, all the colours faded and washed with cinereous; but in a variety figured by Lederer in the Ann. Soc. Ent. Belg., vol. xiii, p. 26, pl. 1, fig. 3 (1869-70), female, under the name *H. beroë*, Freyer, the band is fulvous and the white spots on it are present in both wings, and it is only to be distinguished from *H. thelephassa* by the band on the forewing being restricted and not reaching either the costa or the inner margin, and divided at the upper median nervule.

*Hipparchia pelopea*, Klüg, which is found in Persia, appears to belong to this group. Lederer figures a variety of it named *caucasica* (Wien. Ent. Monatsch., vol. viii, p. 168, pl. iii, fig. 5 (1864), male), from the Caucasus, which appears to differ from *H. thelephassa* in having the band on the forewing incomplete and macular, not extending above the lower discoidal nervule except for a single elongate spot, on which the upper ocellus is placed, and which does not extend towards the costa; on the hindwing the band is well defined, widening regularly to the first median nervule where it abruptly ends. The white dots between the ocelli of the forewing are large and prominent.

180. *Hipparchia baldiva*, Moore.

*Lasiommata baldiva*, Moore, Proc. Zool. Soc. Lond., 1865, p. 499, n. 84, pl. xxx, fig. 4, male.

HABITAT: Spiti and Thibet.

EXPANSE: 1.87 to 2.5 inches.

DESCRIPTION: "MALE. UPPERSIDE: *Forewing* fuliginous grey. *Hindwing* ashy grey; *both wings* with a broad, irregularly margined, discal ferruginous band, which has on the *forewing* an upper and a lower blackish spot, on the *hindwing* a small spot at its lower end. FEMALE, paler. The *forewing* with the spots on the discal band larger, there being also a third intermediate smaller spot; the spot on the *hindwing* with a white pupil. UNDERSIDE grey, of the FEMALE greyish white, with numerous short blackish-striae. *Forewing* with the disc pale ferruginous, the margins of the band (as seen from above), defined by irregular black lines; in the MALE with a single, in the FEMALE with two black spots, the apical with white pupil and yellow iris; the black dot on the *hindwing* also with white pupil and yellow iris. *Cilia* silvery grey. Allied to *H. thelephassa*." (Moore, l. c.)

The MALE of *H. baldiva* may be readily distinguished from that sex of *H. thelephassa* by the sexual mark, which in *H. baldiva* is concolorous with the wing, extending broadly along the median nervure chiefly outside the cell, but inconspicuous. Further in *H. baldiva* the inner margin of the fulvous band on the *forewing* is almost straight, and the spots between the ocelli are either wanting altogether or, if present, are black, not white; on the UNDERSIDE of the *hindwing*, the transverse irregular lines are far more distinct in *H. baldiva* than in *H. thelephassa*; the FEMALE of *H. baldiva* has the inner margin of the fulvous band almost as angulate as in *H. thelephassa*, but it lacks the white spots on both surfaces, and has the irregular lines of the *hindwing* on the UNDERSIDE far more prominent.

*H. baldiva* is apparently a very local insect; it has never been taken so far as we know, except by Colonel Lang, from whose specimens the original description was taken; the specimens in Colonel Lang's collection are labelled "Thibet, 10,000 feet, taken between Shipkee and Broopcha in July," and the following note is recorded:—"On the bare, brown, stony mountain-slopes of Spiti, Upper Kunawar, Thibet; this species seems to delight in the hot weather of June and July." In Ladak it appears to be replaced by the closely allied *H. lehana*.

181. *Hipparchia lehana*, Moore. (PLATE XVI, FIG. 48♀.)

*H. lehana*, Moore, Ann. and Mag. of Nat. Hist., fifth series, vol. i, p. 227 (1878); idem, id., Second Yarkund Mission, Lep., p. i, pl. i, fig. 4 (1879), male.

HABITAT: Leh (September 6th, 1873); Khabu (13,000 feet), Ladak.

EXPANSE: ♂, 2.00 inches; ♀, 2.25 inches.

DESCRIPTION: "Allied to *H. baldiva*, Moore, from Upper Kunawar. UPPERSIDE paler in colour, the discal transverse luteous band is broader on *both wings*, and its inner border in the MALE is inwardly oblique. BOTH SEXES above and beneath are without the small ocellus on the band above the anal angle. UNDERSIDE also very much paler, and the transverse sinuous lines wider apart." (Moore, l. c., in Ann. and Mag.)

Mr. de Nicéville took one male and two females of this species at Chanagund, Ladak, on June 30th. The male differs from the type male of *H. lehana* in being larger (2.55 as against 2.10 inches), and in having the inner edge of the submarginal fulvous band on the upperside of the forewing more distinctly angled inwardly above the third median nervule. On the hindwing, there is a minute black dot in the lower median interspace as in *H. baldiva*, but smaller. The sexual streak is inconspicuous. The females are also larger, (2.90 as against 2.65 inches), otherwise they agree with the female type specimen. The angulation of the inner margin of the fulvous band on the forewing of the male sufficiently distinguishes it from *H. baldiva*.

The figure shows the upper and undersides of a female in Mr. de Nicéville's collection; taken at Chanagund, Ladak.

182. *Hipparchia digna*, Marshall.

*H. digna*, Marshall, Journ. A. S. B., vol. li, pt. ii, p. 67 (1882).

HABITAT: N.-W. Himalayas.

EXPANSE: 2.45 inches.

DESCRIPTION: FEMALE. UPPERSIDE, rather dark brown, with a broad fulvous submarginal band outwardly defined with dark lunules, and bearing on the forewing a single apical oval black spot scarcely perceptibly pupilled, on the hindwing unmarked. The band is regular and well-defined throughout, slightly angulate on its inner edge on both wings, and parallel to the margin, but inversely scalloped on the outer edge; it is well removed from the margin, leaving a much broader brown border than in any other Indian *Hipparchia*. UNDERSIDE: Forewing with the fulvous band as on upperside, but ochreous at the costal and inner margins; the black subapical spot, but distinctly pupilled; the middle area of the basal half also fulvous merging into the submarginal band, a dark submarginal dentate line defining the band outwardly, the inner margin broadly dark brown, except where crossed by the band, the outer and costal margins broadly pale brownish mottled with darker brown; and the latter with numerous irregular dark brown strigæ, extending into the cell. Hindwing pale brownish white, clouded with a darker shade, and mottled throughout with very dark brown strigæ: a dark brown dentate line corresponding to the outer margin of the band of the upperside, another corresponding with the inner edge; the space between them being inwardly broadly whitish, outwardly clouded with brown; a subbasal dark line, between which and the discal line the ground-colour is brown, the base of the wing being rather paler brown with several well-defined strigæ.

Two specimens, both females, were taken by Major J. Biddulph on the Shandur plateau in Northern Kashmir.

183. *Hipparchia huebneri*, Felder.

*Satyrus h  bneri*, Felder, Reise Novara, Lep., vol. iii, p. 494, n. 855, pl. lxix, figs. 8, 9 (1866), female.

HABITAT: Lahoul; Shigri, Spiti; Dishungdeo; Gilgit; N.-W. Himalayas.

EXPANSE: 1.9 to 2.1 inches.

DESCRIPTION: MALE. UPPERSIDE darker than in *Satyrus agave*, Esper [= *Satyrus alcyon*],\* Fabricius, nec Wien. Verz.], the fascia much deeper fulvous, outwardly acutely dentate, more distant from the margin; in the forewing inwardly rather diffused, not at all divided by fuscous veins, and distinctly marked with blind spots; in the hindwing shorter, not extending beyond the second subcostal nervule, without an ocellus. UNDERSIDE also darker than in *S. agave*. Forewing with the entire disc fulvescent, darker in the middle, divided by a single swarthy disco-cellular litura, the ocelli smaller, the upper one broadly and diffusely circled with ochraceous, the submarginal striga more drawn back anteriorly than as in *Satyrus geyeri*.† Hindwing with all the nervules white, the streaks as in *S. geyeri*, but

\* *Satyrus alcyon*, Fabricius. HABITAT: Russia. DESCRIPTION: "Wings, dentate; upperside fuscous, with a yellow fascia margined with black, not at all sinuate on the forewing, with two ocelli on both sides. UNDERSIDE: Hindwing marbled with cinereous and fuscous, no fascia. Papillo *S. alcyon*. Wings dentate, fuscous, banded with yellow; forewing with two ocelli on both sides. Hindwing marbled on the underside. (Fabricius, Mant. Ins. vol. ii, p. 38, n. 399 (1787); idem, id., Ent. Syst., vol. iii, pt. i, p. 231, n. 724 (1793).) Closely allied to *S. semele*, but distinguished from it in that the yellow band of the upperside of the wings is better detached from the ground-colour and is bordered with black; that it is straight, and almost continuous on the forewing; that it has no spot, at least well-defined, on the hindwing; that the underside of the latter is destitute of the angulate white band; that the underside of the former, with the exception of the margins which are brown, is everywhere of a pale yellow, and moreover cut transversely by undulate black lines. It inhabits the very elevated places in the southern parts of Russia. It must not be confounded with that variety of *hermione*, of which several authors have made a separate species under the name of *alcyon*." (Godart, Enc. M  th., vol. ix, p. 517, n. 112 (1819).)

† *Satyrus geyeri*, Herrich-Sch  ffer, Schmett. Eur., vol. i, figs. 301, 302 (1846-47). HABITAT: Asia Minor. EXPANSE: 2 inches. DESCRIPTION: MALE. UPPERSIDE brown, with an ill-defined paler submarginal band bearing two faint ocelli, and with the other markings of the underside showing through by transparency. UNDERSIDE: Forewing pale ochreous, the outer margin brown, inwardly defined with a series of dark convex lunules, a subapical and a lower black spot, each with a minute white pupil; a prominent but interrupted dark line defining the inner edge of the pale submarginal fascia, a dark streak on the disco-cellulars, and another in the cell, the costa and the cell being mottled with fuscous. Hindwing brown; the cilia and all the nervules white; a highly dentate submarginal line, another median irregular, outwardly broadly defined with white mottled with brown, another basal less irregular, and one on the disco-cellulars dark brown; the whole wing faintly and sparingly irrorated with dark specks.

much darker and more slender, the basal streak less flexuous forming a right angle, the discal streak not at all sloping hindwards, the submarginal streak more receding from the margin, acutely drawn back, outwardly defined with hoary white; no ocellular dot. FEMALE: UPPERSIDE with the fulvous fascia diffused inwardly in the *forewing*, and in the *hindwing* extending to the first subcostal nervule." (Felder, l. c.)

The above description being in comparison with species not occurring in India, is difficult to follow. The following description is taken from the plate:—

FEMALE. UPPERSIDE brown, the fulvous fascia sharply defined both inwardly and outwardly on both wings by dark lunulate lines, and with ochreous patches on it at the costal and inner margins of the forewing, and at the costal margin of the hindwing. The *forewing* with a black subapical spot, and another on the lower median interspace both on the fulvous band; the *hindwing* with no spots. UNDERSIDE. *Forewing* with the outer margin pale brown, and the costal margin narrowly so; the rest of the wing fulvous, the outer dark lunulate line defining the fulvous, and the two black spots as on upperside, two short brown streaks across the cell and two beyond it. *Hindwing* with the basal half pale brown, the outer half greyish; the extreme margin dark brown; a dark brown highly dentate submarginal line inwardly suffused with brown; another almost equally dentate defining the pale brown basal half, a subbasal dark, somewhat dentate line; and an incomplete basal line with a spot beyond it in the cell, dark brown; the nervules white. Two specimens both females, taken by Major J. Biddulph at Gilgit in August, and now in Major Marshall's collection, are the only specimens we have seen; they differ from the plate, but correspond with the description, in that the fulvous fascia is inwardly diffused, much more so in one specimen than in the other, and showing a close approach to the following species *H. cadesia*.

*Hipparchia geyeri* is found in the Caucasus and in the mountains of Ararat. It is allied to *H. huebneri*, but has the band on the upperside brown not fulvous and almost obsolete; on the underside the forewing is paler and duller ochreous, and all the dark markings are very prominent; the hindwing also differs in having the two dark median well defined lines. *Hipparchia agave*, Esper, is also very similar to *H. huebneri*; the band on the upperside is fulvous margined with dark brown, the underside being almost exactly as in *H. geyeri*, but with less white on the hindwing.

*Hipparchia regeli*, Alphéraky, has lately been described from Kuldja (Hor. Soc. Ent. Ross., vol. xvi, p. 419, n. 91, pl. xv, fig. 23 (1881). EXPANSE: 1·7 inches. UPPERSIDE: "*Forewing* pale olivaceous-fuscous (or brownish), the fascia smoky-white or yellowish-white, bearing two black ocelli with white pupils (very rarely blind). *Hindwing* with the fascia narrower, outwardly dentate, inwardly inversely dentate and everywhere clearly defined. UNDERSIDE of the *hindwing* with the nervures white, the disc greyish (fuscous covered with obscure markings), irregularly terminated, defined with whitish, and an interrupted series of acutely dentate fuscous marks before the margin. *Cilia* everywhere white alternated with grey." It is very closely allied to *H. huebneri*, but has the fulvous band narrower and everywhere better defined.

#### 184. *Hipparchia cadesia*, Moore.

*H. cadesia*, Moore, Proc. Zool. Soc. Lond., 1874, p. 565, pl. lxxvi, fig. 7, male.

HABITAT: Kashmir; Boorzil Valley towards Stakpila Pass, 11,000 feet; Leh, Ladak.

EXPANSE: 1·58 to 2·2 inches.

DESCRIPTION: "MALE. UPPERSIDE bright ferruginous; exterior marginal line blackish. *Cilia* yellowish alternated with brown. *Forewing* with the base, costal, and exterior border pale brown; a subapical pale-bordered black spot with a white central dot; subcostal nervure and its branches blackish, terminating in a transverse sinuous submarginal line. *Hindwing* with the base, abdominal and outer border brown, the nervures being ferruginous; a submarginal series of blackish lunules. UNDERSIDE: *forewing* paler ferruginous, the costal and outer borders being fawn-colour; a few transverse brown strigæ within the cell; nervures below the apex terminating in a pale streak. *Hindwing* ferruginous white, numerously covered with short

blackish strigæ, which are thickest at the base; nervures prominently whitish; a broad curved transverse median brown band with irregular black borders, and a broad submarginal brown band with black outer dentate lunules; outer margin and base of wing suffused with brown. *Body and legs* brown. *Antenna* yellow, tip ferruginous. Allied to *H. huebneri*, Felder." (*Moore*, 1. c).

We have seen only a single specimen of *H. cadesia*, a female taken at Leh in Ladak by the late Dr. Ferdinand Stoliczka, Ph. D., on the 8th September, 1873, and now in the Indian Museum, Calcutta. In Moore's figure of the species the underside of the hindwing has the transverse fasciæ very slightly dentate, but in the specimen here these lines are as highly dentate as in *H. huebneri*. No sexual mark is shewn in the figure or mentioned in the description.

The FEMALE differs from the male in having a small black spot on the first median interspace on both sides of the forewing; it is very closely allied indeed to the female of *H. huebneri*, the only noteworthy features being the complete suffusion of the basal area of the forewing with fulvous, and the very small size of the black spots in *H. cadesia*. Both these characters are variable in *H. huebneri*; and while so far as the types are concerned, there is no difficulty in separating them; it is probable that when more is known about these rare species, it will be found that the line of separation between them cannot be maintained.

The remaining species are much blacker in tone, with the markings on the upperside typically creamy-white, but varieties of several of the species are found in which the markings are more or less deeply tinged with fulvous.

#### 185. *Hipparchia shandura*, Marshall.

*H. shandura*, Marshall, Journ. A. S. B., vol. li, pt. ii, p. 38, pl. iv, fig. 3 (1882), female.

HABITAT: Northern Kashmir.

EXPANSE: ♀, 2.4 inches.

DESCRIPTION: UPPERSIDE, both wings dull black, with creamy-white markings. *Forewing* with the costal margin streaked and mottled with grey and black; a large blotch of creamy-white in the discoidal cell, filling it completely from the base to near the extremity where it ends abruptly, and a discal series of longitudinal creamy-white streaks, consisting of a short streak above the subcostal nervure, a very long one below it bearing a round black spot in the middle, a very short narrow streak between the discoidal nervules, a larger streak below the third median nervule, a larger one still below the second median nervule divided transversely by a large blackish spot, a shorter streak filling the whole width between the first median nervule and submedian nervure, and bearing a blackish spot near its outer upper end, and a short streak below the submedian nervure. *Cilia* long, white, broadly interrupted with black at the ends of the nervules. *Hindwing* with a broad discal transverse band of creamy-white longitudinal streaks completely coalesced, widest at the middle, where it extends half way into the discoidal cell, and narrowest at the margins, especially at the costal margin. *Cilia* long, white, scarcely perceptibly interrupted with black. UNDERSIDE. *Forewing* with the costal margin and apex whitish, finely mottled with brown: the cell white, mottled with brown at its upper edge, and with a blackish bar near the extremity; the discal series of streaks as above, but all larger, completely coalescing, and sharply defined with dark brown internally and externally, except at the apex, where they merge into the mottled ground, the two black spots of the upperside reappearing as black ocelli with white pupils. *Hindwing* white mottled with brown, the mottlings deepening into three irregular dark brown mottled transverse bands darkest at their outer edges, one submarginal, one near the base of the cell, and one between these two.

Allied to *H. briseis*, Linnæus, from Northern and Western Asia, but smaller and notably differing in having a large creamy-white patch in the discoidal cell of the forewing completely filling the cell except at its extremity; and in this feature approximating to the species of *Melanargia* (*galathea*, *lachesis*, *psyche*, *clotio*, &c.,) in colouring.

A single specimen, which is now in the Indian Museum, Calcutta, was taken by Major J. Biddulph on the Shandur plateau in Northern Kashmir.

*Hipparchia briseis*, Linnæus, is found in the Caucasus and near Kuldja, and also in Turkestan. It is a smaller insect; the upperside is almost as in *H. shandura*, but without the creamy-white patch in the cell of the forewing; on the underside the forewing is very similar in markings, but the dark bar across the cell is much wider; the hindwing has the nervures concolorous with the ground, not white as in *H. shandura*, and is of a yellowish-brown tinge, clouded with darker brown, mottled with deep brown throughout in the female, and with a dark submarginal line and two dark patches near the base in the male. There is a large variety of this species found in Persia which is probably the variety referred to by Alphéraky in his paper on the Lepidoptera of Kuldja and the surrounding mountains (Hor. Soc. Ent. Ross., vol. xvi, p. 418 (1881). At first sight it appears very distinct on the underside, which is pale ochreous-brown, almost devoid of mottlings, and the hindwing without any markings whatever in the female, except traces of a broad nebulous paler median band, but the whole of the markings, so far as they appear at all, are exactly as in typical *H. briseis*, and the pale underside is precisely the variation which would be expected from the arid nature of the country in which this variety is found.

*Hipparchia heidenreichii*, Lederer (Verh. Zool. Bot. Ges., vol. iii, p. 359, pl. i, fig. 2 (1853), also occurs in Turkestan and in the Altai mountains. It is placed by Kirby and Erschoff between *H. briseis* and *H. anthe*, but neither figure nor description is available in this country.

#### 186. *Hipparchia anthe*, Ochseneheimer.

*Papilio anthe*, Ochseneheimer, Schmett. Eur., vol. i, p. 169, n. 2 (1807); *Papilio persephone*, Hübner, Eur. Schmett., vol. i, figs. 589, 590 (1800-1807); figs. 710, 711 (1825?); *Satyrus anthe*, Boisduval, Icones, p. 200, pl. xl, figs. 3, 4 (1832), female; *Hipparchia persephone*, Butler, Cat. Lep. B. M., *Satyrida*, p. 55, n. 16 (1866); id., Kirby, Syn. Cat. D. L., p. 85, n. 29 (1871).

HABITAT: South Russia, Persia, Afghanistan.

EXPANSE: ♀, 2·8 inches.

DESCRIPTION: UPPERSIDE blackish brown, slightly greyish towards the base, with a greenish reflection in certain lights; with beyond the middle a whitish band almost as in *H. briseis*. Forewing with the band interrupted, formed of elongated unequal quadrangular spots, the one nearest the apex the longest, cut in two by a black spot without a pupil, and recurved towards the costa at its inner extremity, where it is divided by the black nervules; the second irregular, narrow, just above the second median nervule; the third placed in the lower median interspace, and also cut in two by a large rather oval black spot; the fourth and fifth short; all the last four spots only separated by the dark nervules. Hindwing with the fascia broad and continuous from near the costa to the lowest median nervule, the edges irregular, the inner sharply defined, the outer diffused; a small black spot just beyond the band in the lower median interspace. UNDERSIDE: forewing yellowish, greyish along the costa and outer margin, and striated with dark brown; a dark stripe on the disco-cellular nervules, a dark band across the cell beyond the middle, and two indistinct lines nearer the base, and several scattered dark strise; the whitish macular band as on the upperside, but more dingy and inwardly sharply defined with dark brown; the black spots as on upperside but larger and oval; the interno-median interspace dark brown throughout except where cut by the whitish band; a sinuous dark brown submarginal line; the cilia grey, spotted with black at the tips of the nervules. Hindwing paler brown, striated with dark brown; all the nervures white; a highly irregular discal line of dark brown lunules and sagittate marks, beyond which is a greyish fascia gradually shading into brown, which deepens outwardly till it is again defined by a dark irregular line, beyond which is a submarginal grey fascia shading into brown towards the margin; the margin itself dark brown, inwardly edged with grey; a short whitish bar and two dark patches in the cell. Cilia as on forewing.

*H. anthe*, as figured by Boisduval, differs from *H. shandura* on the UPPERSIDE in having no whitish patch in the cell, the black spots on the fascia much larger, especially the upper one, and with no trace of white pupils, the black spot below the lower median nervule, and the whitish streak between the discoidal nervules wanting: on the *hindwing* by the whitish fascia being sharply defined inwardly, and not extending into the cell. On the UNDERSIDE by the *forewing* being tinged with yellow, with no whitish patch in the cell, the black spots larger and blind; and on the *hindwing* by having the discal dark brown line continuous, whereas in *H. shandura* it is interrupted by the greyish white band extending back into the cell.

From *H. briseis* it differs in the style of the whitish macular band on the UPPERSIDE, for in *H. briseis* the upper whitish streak of the *forewing* does not curve up to the costa inwardly, the streak between the discoidal nervules is prominent, and the black spots are small, equal, rounded, and distinctly pupilled; while on the *hindwing* the band is wider, extending into the cell, and diffused inwardly as well as outwardly. On the UNDERSIDE *H. briseis* has the *forewing* less decidedly tinged with yellow, and the black spots are small, round, and distinctly pupilled; the *hindwing* is darker and the markings clouded and indistinct, with in the male large dark brown patches.

In some notes\* on a small collection of Lepidoptera from the neighbourhood of Kandahar taken by Colonel Swinhoe, Mr. Butler identifies a specimen as "*Hipparchia anthe* ♀, var. ? Boeb. Taken on the 14th May at Chaman. It differs somewhat from European examples on the underside; but it would not be safe to regard it as distinct until more examples have been seen." No description of this specimen is given, and we have no other record of its capture on the confines of India.

According to Boisduval (Icones, vol. i, p. 201 (1832), *Hipparchia anthe*, Ochsenheimer, "was discovered by Boeber, and some entomologists still call it *H. anthe*, Boeber (*anthe baberi*)." None of the standard catalogues or works on Lepidoptera, so far as we can trace, admit "*anthe*, Boeber," and we are not aware on what grounds Mr. Butler has so recently resuscitated the term. It is indeed doubtful whether the name *anthe* should stand at all. *H. anthe*, Ochsenheimer, is identical with *H. persephone*, Hübner, and Mr. Butler records it as *H. persephone*, and remarks "Ochsenheimer has substituted the name *anthe* for *persephone* on the ground of this name having been previously used by Fabricius; such a name, however, does not seem to exist amongst the *Satyridæ*" (Cat. Lep. B. M. *Satyridæ*, p. 55 (1868); but as M. Erschoff, in his Lepidoptera of Turkestan, dated 1874, rejects the name *persephone* and retains *anthe*, we have adopted his conclusion.

*Hipparchia hanifa* (*Satyrus hanifa*, Herrich Schäffer, Schmett. Eur., vol. i, figs. 477, 478 (1850?) is a variety of *H. anthe*, and identical apparently with *H. anthe*, var. *caucasica*, *hanifa* (sic), Nordmann (Bull. Mosc., vol. xxiv, pt. i, p. 405, n. 3, pl. ix, figs. 1-3 (1851); it was described in Nordmann's Fauna Taurico-Caucasica, and is included in Erschoff's Lepidoptera of Turkestan. It differs from *H. anthe*, female, on the UPPERSIDE only in having the black spots rounded, and rather smaller, and the white fascia tinged with fulvous in the male, deep fulvous throughout in the female. On the UNDERSIDE also the *forewing* has the black spots smaller, the whole disc yellow, and the macular fascia merged in the yellow ground, and not at all defined; the *hindwing* has the ground-colour finely mottled with dark brown instead of being striated, the whitish fasciæ are more prominent, and the nervures are not prominently irrorated with white. This variety also occurs in Persia, and according to Butler it is "very like *H. pelopea* on the upperside, but without the white intermacular spots". (Cat. Lep. B. M., *Satyridæ*, p. 55 (1868).

Another variety, *H. anthe*, var. *enervata*, Alphéraky, and an aberration named *analogæ*, Alphéraky, have been recently described (Hor. Soc. Ent. Ross., vol. xvi, p. 418, n. 89 (1881) with the following remarks:—" *H. anthe*, var. *enervata*. A little smaller; UNDERSIDE with

\* Ann. and Mag. of Nat. Hist., fifth series, vol. ix, p. 206 (1882).

the nervures of the hindwing not whitish. *H. anthe*, ab. *analogæ*. UPPERSIDE with the fasciæ golden yellow; UNDERSIDE as in var. *enervata*. The variety *enervata* is always a little smaller than the true *H. anthe* of South-Eastern Russia. The fasciæ are never of a pure white as in the latter; if indeed on the upperside the bands are white (which is rare), they are always more or less ochraceous on the underside, so also is always part of the disc of the forewing on the underside. But the variety *enervata* is above all characterised by the hindwing, which is not veined with white or whitish. The aberration *analogæ* corresponds absolutely to the variety *hanifa*, Nordmann, by the orange-yellow colour of the bands, and with *enervata*, by the underside of the hindwings. The specimens taken in August appear to me smaller but not otherwise distinct from those taken in May. It occurs between 2,000 and 3,500 feet altitude. The *H. anthe* of the Altai and of Ferganah according to Staudinger, as well as all those of Turkestan according to Erschoff, belong to my variety *enervata*. (*Alphéraky*, l. c.)

*Hipparchia kaufmanni*, Erschoff, (Lep. Turk., p. 19, n. 60, pl. 1, fig. 14 (1874), female) from Turkestan is a very distinct species, to judge from the figure; the upperside is brown, the hindwing unmarked, the forewing bearing a small black subapical spot on a white elongate streak which joins a small whitish streak from the costa; a small black spot on the upper median interspace and a large one on the lower, both narrowly ringed with whitish; the underside almost uniform ochreous, the hindwing with indistinct median and submarginal dusky lines; forewing with the black subapical spot, but no pale streak; and the two median spots ringed as on the upperside, and placed on a diffused dark discal patch.

*Hipparchia phædra*, Linnæus, with which *H. dryas*, Scopoli, is closely allied, if not identical, is also found over the same area; it is very distinct from all the foregoing, the upperside being uniform brown with no trace of a submarginal band, but with two black spots bearing large bluish-silvery pupils; the underside being also dark brown throughout, with the ocelli of the upperside, a darker submarginal band on both wings, and an indistinct median band on the hindwing.

*Hipparchia circe*, Fabricius, [= *Hipparchia proserpina*, Wiener Verzeichniss] which most nearly resembles the *Aulocera* genus in colouration, has been found in the Caucasus; it very closely resembles *A. padma*, but on the underside the white band is broader and better defined on the forewing; and there are clouded white patches in the cell of the forewing and a broad irregular white streak from the middle of the costa on the hindwing extending across the cell. A variety, *H. virbius*, is recorded from the Caucasus.

*Hipparchia hermione*, Linnæus, also found in Syria and the Caucasus, is a browner insect almost equally large, but with no white band on the upperside, it being replaced by an indistinct, but uniform, paler brown band. On the underside the band is pale yellowish brown on the forewing, whitish on the hindwing inwardly, and clouded with brown outwardly; the rest of the wing rather dark brown, mottled and freckled with very dark brown; a lunulate dark submarginal line, a dark median line defining the band, and a very irregular dark subbasal line.

The foregoing descriptions will suffice for the identification of all the *Hipparchias* as yet known to occur within our limits; but as shown above numerous species and varieties of this genus are found in the Caucasus, Turkestan and the neighbourhood of Kuldja, and since our own frontier and the intervening regions have been so little explored, it is difficult to predict which of the numerous forms are likely to occur on further research. We have included brief descriptions of all of these so far as our material is sufficient for this, but unfortunately it is incomplete. The species of this genus are not only numerous but are so variable and withal often so closely allied, that, unless the material is complete, conclusive identification is almost impossible.

The genus *Melanargia*, Meigen, which is closely allied to *Hipparchia*, having the eyes naked, but with the median nervure scarcely perceptibly swollen at the base, and with no secondary sexual characters in the male, does not extend to India so far as is yet known. All the species are white with black markings, and the type is the "marbled white" of England, *M. galathea*, Linnæus. One species at least is found in Persia, and a female in

the Indian Museum, Calcutta, only differs from the figure of that sex of *M. herta*, Dalman, in Boisduval's Icones, vol. i, pl. xxviii, fig. 3 (1832) in the area of the cell on the upper-side of the forewing beyond the transverse bar being clouded with fuscous; the basal area below the cell also more thickly irrorated with fuscous than in the specimen figured by Boisduval. On the hindwing the cell is whitish for the basal two-thirds. A detailed description of this specimen is appended for reference.\* Numerous other species of *Melanargia* are recorded from the Caucasus and the adjoining regions.

**Genus 19.—AULOCERA, Butler. (PLATE XVI).**

*Aulocera*, Butler, Ent. Month Mag., vol. iv, p. 121 (1867).

"Very closely allied to *Hipparchia*; wings large, black, with a white band; the cilia broad, white, variegated with black. BODY woolly. Eyes naked. Palpi as in *Hipparchia*. Antennæ with a gradually formed club, with a slightly hollowed median longitudinal streak on the underside. NEURATION of the wings as in *Hipparchia*, but the nervures of the forewing less tumid at the base; and in the hindwing the discoidal cell is more entire, and the costa more convex. It chiefly differs from *Hipparchia* in the form of the antennæ, the character of the markings, and the longer cilia to the wings; the arrangement of the nervures is very similar in both genera." (Butler, l. c.)

This genus is exclusively Indian, and, with one doubtful exception, is confined to the temperate and higher elevations in the Himalayas. The doubtful exception is the variety *scylla* of *A. brahminus*, which is described from "near Sylhet," but this locality cannot be accepted without further evidence. *Aulocera* is very closely allied to *Hipparchia*, but the very slight dilation of the base of the nervures of the forewing, and the style of colouration, mark it as a group sufficiently distinct for generic separation.

The sexual streak on the forewing of the male insect is variable, and owing to the dark colour, and density of the clothing of the wing, is often very difficult to trace. In one species (*A. padma*) the scales of the sexual mark have a slight sheen, which shows the position clearly in certain lights; in other species it is only to be traced by the greater opaqueness of the wing, and it differs in intensity in different specimens; its position is between the median nerve and the white transverse fascia, and it extends from the middle of the interspace below the submedian nervure to the interspace below the upper discoidal nervure.

**Key to the species of Aulocera.**

- A. Upperside nearly black, with a prominent whitish transverse fascia across both wings.
  - a. Forewing triangular, the outer margin straight; the whitish fascia broad on both wings.
    - a<sup>1</sup>. Of large size; the whitish fascia reaching the inner margin of the hindwing. Underside with the basal area black with greyish undulations.
      - 187. *A. PADMA*, Himalayas.
    - b<sup>1</sup>. Of smaller size; the whitish fascia not reaching the inner margin of the hindwing. Underside with the basal area greenish bronze, irrorated with grey on the abdominal margin of the hindwing.
      - 188. *A. SWAHA*, Himalayas.
  - b. Forewing more rounded, the outer margin convex.
    - a<sup>1</sup>. With the median fascia very narrow. Of small size. Underside with the basal area fuscous, irrorated with ochreous.
      - 189. *A. BRAHMIMUS*, Himalayas.
      - A. weranga*, N.-W. Himalayas.
      - A. scylla*, (?) Sylhet.
    - b<sup>1</sup>. The median fascia very broad. Underside ochreous, with narrow dark undulations.
      - 190. *A. SARASWATI*, Himalayas.

\* FEMALE: UPPERSIDE fuscous; a large whitish patch in the cell of each wing, a broad whitish band from the second median nervure of forewing continued across the hindwing, covering the whole abdominal margin, and uniting with the patch in the cell. Forewing with an irregular discal macular band, an interrupted subapical band beyond it, and a marginal series of large spots all whitish. Hindwing with a similar series of large whitish spots almost coalescent along the margin. UNDERSIDE tinged with ochreous; the fuscous obsolete, except on the disc of the forewing. Hindwing with broad irregular very pale and indistinct submarginal band and another submedian; no trace of ocelli. Expanse, 2.55 inches.

The species of *Aulocera* are common where found at all; and they seem more fond of sunshine than is usual in this subfamily; one species frequents the sunny paths and glades in oak and rhododendron forests; another is found everywhere at suitable elevations; the third generally frequents the grassy slopes above the forests; and the fourth the grassy slopes and scrub jungle at lower elevations; all of them are fond of settling on paths or rocks, where they rest with their wings closed over their backs. Seven species have been described by different authors, but we are unable to admit more than four of these as really distinct. Among the older described species some confusion in synonymy has occurred, owing to Blanchard describing and figuring the same sex of two species as the opposite sexes of one species.

#### 187. *Aulocera padma*, Kollar.

*Satyris padma*, Kollar in Hügel's Kaschmir, vol. iv, pt. ii, p. 445, n. 3, pl. xv, figs. 1, 2 (1848), female; *Satyris avatara*, Moore, Horsfield and Moore, Cat. Lep., E. I. C., vol. i, p. 229, n. 481 (1857), male; *Aulocera padma* et *avatara*, Butler, Cat. Lep. B. M., *Satyridæ*, p. 49, n. 3, and p. 50, n. 4 (1868); id. Lang, Ent. Month. Mag., vol. iv, p. 246 (1868).

HABITAT: Himalayas.

EXPANSE: ♂, 3.1 to 3.3; ♀, 3.5 to 3.7 inches.

DESCRIPTION: FEMALE: "UPPERSIDE obscure fuscous, with a common whitish fascia; macular in the forewing, and bifurcate at the apex. UNDERSIDE fuscous, marbled with grey and whitish, a black ocellus on the forewing pupilled with white; the fascia broader in the forewing, narrow in the hindwing; the cilia spotted with whitish and fuscous." (Kollar, l. c.) MALE (*A. avatara*, Moore.) "Differs from *A. padma* [the female] in having the transverse maculated band much narrower, and there being no spots running obliquely to the costal margin. It is less in size than *A. padma* [the female] but larger than *A. swaha* and *A. saraswati*." (Moore, l. c.)

*A. padma* is the largest species of the genus, and is distinguished, in both sexes, by the very black ground-colour of the underside of the hindwing. The MALE is further distinguished by the complete absence of the inner subcostal white spots on the upperside of the forewing, a character which is approached in some specimens of the very distinct *A. saraswati*, but in no other species; also by the sexual mark on the forewing being comparatively prominent. The FEMALE has the outer margin of the white fascia indistinct and often much extended by suffusion into the black ground-colour beyond, especially on the underside. It differs from the male in its larger size; and in having considerably more white on the underside; the whitish undulations covering the whole basal area of the hindwing instead of being prominent only on the abdominal margin; the outer half of the wing also is white, undulated irregularly with various shades of brown, least densely towards the costal margin.

*A. avatara* has hitherto been accepted as a distinct species, and even now some authorities hold to this view; but notwithstanding that *A. avatara* is common over a wide range all the specimens are males so far as has as yet been ascertained; and not a single male specimen of the *A. padma* type can be found. It is true that Mr. Moore when describing *A. avatara* in the Cat. Lep. E. I. C., recorded the single specimen of *A. padma* which the Museum contained, and by which he wrote his comparative description of *A. avatara*, as a male, but that identical specimen is now in the Indian Museum, Calcutta, and notwithstanding that the abdomen and forelegs are missing, the outline of the wings, the white character of the markings, especially on the underside, and complete absence of the sexual mark leave no room for doubt that the specimen is really a female, and that the original discrimination of its sex was erroneous, and so far as the evidence at present goes, the conclusion that the two are opposite sexes of the same species is irresistible.

In 1868, Colonel Lang wrote, "*A. padma* and *A. avatara* I have always found in company, and they have appeared to me as female and male respectively of the same species. They frequent quite different ground to *A. swaha* and *A. saraswati*, and appear at a different season; flying in May and June on the borders of oak and rhododendron forests at the summits of ranges of from 8,000 feet to 10,000 feet altitude. A second brood appears in July

in the same localities. They fly with much bolder Nymphalidian flight than their tamer congeners *A. swaha* and *A. saraswati*, and they do not extend out of the Simla district into Kunawur." (Ent. Month. Mag., vol. iv, p. 246).

On the other hand, Mr. A. Graham Young holds that the two species are distinct; he writes of *A. padma* that "it is fairly common in Kulu, and is double brooded, the first brood appearing in June on the grassy slopes amongst and above the upper forests, at an elevation of 10,000 feet or so; the second brood appears at a much lower elevation, from 3,000 to 4,000 feet. It is very punctual in its appearance, as in the fifteen years that I have observed this insect, it has never appeared earlier than the 1st or later than the 3rd October. It is an extremely powerful insect on the wing, and very difficult to take, it flies down one hill straight across the valley, and up the opposite hill at a great pace, keeping some ten feet from the ground, and very rarely settling;" while of *A. avatara* he writes "confounded with the above by superficial observers and cabinet naturalists, it is smaller in size than *A. padma*, and much weaker in flight, taking but short flights, and is easily captured; a succession of broods appear throughout May, June, and July."

*A. padma* is found in suitable localities throughout the Himalayas from Kashmir to Sikkim. It is a forest-haunting insect; in Simla the males appear plentifully in May and again in July, but the female is usually very scarce; in 1882, however, it was abundant in October.

#### 188. *Aulocera swaha*, Kollar.

*Satyru* *swaha*, Kollar in Hügel's Kashmir, vol. iv, pt. ii, p. 444, n. 1, pl. xiv, figs. 1, 2 (1844); *Satyru* *brahminus*, Blanchard, in Jacquemont's Voy. dans l'Inde, vol. iv, Ins., p. 22, n. 18, pl. ii, figs. 5, 6 (1844), male (in part); *Aulocera swaha*, Lang, Ent. Month. Mag., vol. iv., p. 246 (1868).

HABITAT: Himalayas.

EXPANSE: 2.6 to 2.8 inches.

DESCRIPTION: "UPPERSIDE obscure fuscous, glossed with greenish; with a common yellowish-white fascia, in the forewing macular, with one ocellus, the ocellus blind. UNDERSIDE paler, the base and margins marbled with greyish; the median common fascia entire, the ocellus pupilled with white; the cilia varied with fuscous and yellow." (Kollar, l. c.)

*A. swaha* is the commonest species of the group; and is easily distinguished from *A. padma* by its smaller size; and by the bright bronzy brown, not black, colour of the underside; the white fascia of the upperside has in both sexes the inner white subcostal spot which is lacking in the male of *A. padma* (*A. avatara*), and terminates in the forewing in four white spots ranged round a blackish subapical spot; there is also in many specimens a minute subcostal white spot beyond. On the UNDERSIDE the hindwing has a diffused greyish band from the apex, where it is broadest, along the outer and abdominal margins, marked with irregular dark brown undulations most densely along the abdominal margin, but more sparingly at the apex; in many specimens this band consists of greyish undulations on a brown ground, and in some there is an irregular dark brown very sinuous line between it and the fascia. The sexual mark in the male is usually very obscure in this species, but in some old specimens in the Indian Museum, Calcutta, it is very distinct, and extends into the cell. The FEMALE differs only in the more rounded outline of the wings; and in having the pale fascia rather broader and its edges less sharply defined. The colouration throughout is much paler.

Typically *A. swaha* has the median fascia creamy-white on both wings on the upperside, and pale buff on the forewing, almost pure white on the hindwing, on the underside. There is a well-marked variety found at the higher elevations in which the fascia is on the upperside deep yellow on the forewing and buff on the hindwing; and on the underside bright yellow on the forewing and almost white on the hindwing. In these specimens the dark brown line beyond the fascia on the underside is more prominent. This is the form figured by Blanchard as the female of *A. brahminus*, but the specimens he figures are evidently males of this variety of *A. swaha*. Typical specimens of this variety are very distinct, but the gradations in tone of the yellow tint are so gradual in intermediate localities that it is impossible to draw the line of separation.

In the Western Himalayas *A. swaha* "abounds during the rainy season, from July to October, from the outer spurs overlooking the Indian plains, for two hundred miles into the interior of the mountain ranges towards the treeless regions of Spiti and Thibet." (*Colonel Lang*). In Kulu Mr. A. Graham Young writes:—"Not uncommon in its peculiar haunts, grassy hills at 7,000 to 8,000 feet elevation, from June to September." Its range to the eastwards is probably extensive in suitable ground, but we have no certain record of its occurrence in the Eastern Himalayas.

The next two species have a very different outline, the wings being more rounded and feebler in appearance; the outer margin of the forewing being decidedly convex.

189. *Aulocera brahminus*, Blanchard. (PLATE XVI, FIG. 49 ♂\*).

*Satyru*s *brahminus*, Blanchard, in Jacquemont's Voy. dans l'Inde, vol. iv, Ins., p. 22, n. 18, pl. ii, fig. 4 (1844), male (in part); *Aulocera scylla*, Butler, Ent. Month. Mag., vol. iv, p. 122, n. 5 (1867); *Aulocera werang*, Lang, Ent. Month. Mag., vol. iv, p. 247 (1868).

HABITAT: Himalayas.

EXPANSE: 2.4 to 2.7 inches.

DESCRIPTION: UPPERSIDE blackish brown, paler than in *A. swaha*; the discal white fascia very narrow and attenuated especially on the hindwing. Forewing with an inner white spot, making with the three upper spots of the fascia a group of four surrounding an indistinct oval black spot; two or three white dashes between the inner spot and the costa, as in *A. padma*, female. Cilia white interrupted with black at the end of each nervule. The sexual mark is very obscure. The FEMALE only differs from the male in the shape of the body, and the outline of the wings being more rounded; the colour and markings are identical. UNDERSIDE paler and brighter brown, irrorated with ochreous scales and with variable grey, ochreous, and dark brown markings; the white markings as on the upperside, but on the forewing the subapical black spot is pupilled with white; and on the hindwing are a few variable whitish suffused spots beyond the discal fascia.

In describing *A. brahminus*, Blanchard erroneously described the yellow variety of *A. swaha* as the female of *A. brahminus*; he gives a figure of the upperside only of a male *A. brahminus*, and figures of both upper and undersides of males of *A. swaha*, while in his description the two are so mixed up that it is difficult to ascertain what the markings of the true *A. brahminus* on the underside really are. So much of the original description as manifestly applies to this species is appended below for reference,† and it seems to us that the typical form of *A. brahminus* is that which is found at comparatively low elevations about 8,000 feet above the sea, in Kulu and Kashmir. This form is nearly as large as *A. swaha*, and most nearly resembles it on the underside; but the shape of the wings and the very narrow discal white fascia abundantly distinguish it from that species. The underside is comparatively uniform in colouration, bright brown; within the discal fascia the whole area of the hindwing is irrorated with ochreous; and towards the costal margin of both wings are numerous indistinct ochreous and darker brown striæ; beyond the discal band the ochreous striæ are less indistinct, and appear on the whole of the hindwing and on the apical half of the forewing, some grey striæ also appear in patches at the apex of the forewing, and along the extremity of each nervule of the hindwing, most distinct at the apex and gradually disappearing along the inner margin; the hindwing also bears two or three suffused whitish spots beyond the fascia, and beyond them again a submarginal series of very indistinct suffused dark brown spots.

\* Erroneously named *A. weranga* on the plate.

† *Satyru*s *brahminus*, Blanchard. DESCRIPTION: "UPPERSIDE, both wings blackish brown, with a nearly straight oblique transverse white band a little beyond the middle; on the forewing consisting of a series of spots, the first four spots placed in pairs near the costal margin, then two others pyriform pointing outwards, the last quadrangular divided by the black submedian nervule, and reaching the inner margin; on the hindwing the band is almost straight, narrowed towards the anal angle, and interrupted only by the black nervules. UNDERSIDE, forewing with a black spot with a white dot in its centre near the apex; against the white band, along the costal margin and at the apex are some small white and brown striæ. The hindwing is similarly striated throughout on each side of the transverse band except that towards the outer margin are some whitish spaces, and the base is also finely powdered with greyish." (*Blanchard, l. c.*)

Var. *weranga*, Lang. "MALE and FEMALE. UPPERSIDE blackish fuscous with a whitish discal fascia; the whitish fascia macular in the *forewing*, bifurcate at the apex, and including an oval black spot; arched on the *hindwing*, slender, obsolescent near the anal angle. *Cilia* white, variegated with black at the end of the nervules. UNDERSIDE scarcely paler, covered with fuscous striæ, *hindwing* greenish at the base, outwardly slightly ochraceous; *forewing* with a subapical spot bearing a minute white dot; *hindwing* with the discal fascia reaching the anal margin, and an exterior series of three subobsolete whitish dots. *Body* black; *antenna* with the tip obsoletely ochraceous on the underside. HABITAT: Upper Kunawur (Werang Pass), Kashmir (Goolmurg). EXPANSE: 2.6 inches." (*Lang*, Ent. Month. Mag., vol. iv., p. 247 (1868).

*A. weranga* is a rather smaller insect, and differs from typical *A. brahminus* in the far greater prominence of the ochreous striæ on the underside, so much so that in some specimens it appears as if the ground-colour were ochreous more or less densely striated with brown. Extreme examples are widely distinct from typical *A. brahminus*, but the gradations met with between the two forms renders it impossible to separate them satisfactorily. The extent of the grey striæ too varies greatly; in some specimens the greyish irrorations of the inner margin extend over the whole base of the *hindwing*. The whitish spots and the submarginal dark brown spots beyond are obsolete in some specimens, and very prominent in others.

Var. *scylla*, Butler. "MALE: UPPERSIDE blackish-fuscous, with a whitish discal fascia, macular on the *forewing*, slender and obsolete near the anal angle on the *hindwing*, bifurcate at the apex of the *forewing*, and including an oval black spot. *Cilia* whitish, variegated with black at the end of the nervules; *body* black; *antenna* with a yellow club. UNDERSIDE paler, covered with blackish striæ; the subapical spot of the *forewing* ocellated; *hindwing* very slightly yellowish, an outer discal series of whitish spots tinged outwardly with black, the discal fascia distinct at the anal angle. Most nearly allied to *A. brahminus*, but differs in its much smaller size, less sinuated margins, more slender central band, and on the underside having a row of white spots placed in an arc outside the central band. I have seen three specimens of this species, which all appear to agree in size, pattern and colouration. HABITAT: near Sylhet. EXPANSE: 2.25 inches." (*Butler*, Ent. Month. Mag., vol. iv., p. 122, n. 5 (1867).

Colonel Lang in describing *A. weranga* writes, that "it differs from [the description of] *A. scylla* by its paler colour, larger size, more sinuated margins, and the want of the exterior series of white, black-encircled spots; the whitish dots of *A. weranga* being only two or three in number, very small, and indistinct." Mr. Butler adds, "the two species are nearly allied, but I think quite distinct;" another point of difference being that "the veins on the underside of the *hindwing* in *A. scylla* are powdered with whitish scales." We are quite unable to separate *A. scylla* from *A. brahminus*; it is described from "near Sylhet," and if that locality could be accepted definitely, there might be some grounds for its separation; but the authority for the habitat rests apparently on a very slender basis, and some specimens of *A. weranga* from the N.-W. Himalayas present every feature that is given as distinctive of *A. scylla*; it is doubtful whether it can even be retained as a distinct variety.

*A. brahminus* is found so far as we have any certain knowledge only in the N.-W. Himalayas at from 7,000 feet to 13,000 feet elevation; Mr. Graham Young took numerous specimens in 1880 in June on the Ser-ka-joth in North Mundi, two miles south of the Kulu frontier, and forty miles south of the snowy range at barely 8,000 feet elevation; these were all typical *A. brahminus*; Mr. de Nicéville found it very plentifully on the banks of the Chandra Bhaga river, in July, near Koksir on the borders of Lahoul at 7,000 feet elevation, and again at Kailang in Lahoul at about 9,000 feet in the same month; all his specimens being of the *A. weranga* form with the ochreous predominating on the underside, and one, a female from Kailang, has the nervures powdered with white scales and the whitish black-encircled spots of *A. scylla*; the types of *A. weranga* were taken by

Colonel Lang at "12,000 feet elevation, about 1,000 feet below the bleak and bare summit of the Werang pass, amidst the rocky, grassy ground just clear of the forests of *Pinus gerardiana* and *Cedrus deodara*;" in Lahoul, at Patseo, 11,000 feet elevation, specimens were taken in July by the Reverend A. Heydè, which differ from the usual form in the great predominance of the grey irrorations. In Pangî on the Sâch pass Mr. R. Ellis took at an elevation of 13,000 feet in August and September some beautifully marked examples in which the prevailing ochreous is beautifully contrasted with the grey markings, and dark brown striæ; the veins in these are powdered with white as in *A. scylla*; and finally a large series taken by Mrs. Bazett at Goolmurg in Kashmir in July at from 9,000 to 10,000 feet elevation, showed every gradation between typical *A. brahminus* and typical *A. weranga*.

The figure (erroneously named *A. weranga* on the plate) shows the upper and undersides of a male in the Indian Museum, Calcutta, taken in the Kulu Valley; of the typical *A. brahminus* form.

#### 190. *Aulocera saraswati*, Kollar.

*Satyrus saraswati*, Kollar in Hügel's Kaschmir, vol. iv, pt. ii, p. 445, n. 2, pl. xiv, figs. 3, 4 (1844); *Aulocera saraswati*, Butler, Ent. Month. Mag., vol. iv, p. 121, n. 2 (1867); idem, id., Cat. Lep. B. M., *Satyridæ*, p. 49, n. 2 (1868).

HABITAT: Himalayas.

EXPANSE: ♂, 2.7 to 2.85; ♀, 2.9 to 3.5 inches.

DESCRIPTION: "UPPERSIDE obscure fuscous, glossed with greenish, with a common whitish fascia, in the forewing macular, with one ocellus, the ocellus blind. UNDERSIDE yellowish, undulated with fuscous, the fascia whitish in the forewing, yellowish in the hindwing; the ocellus pupilled with white; the cilia varied with fuscous and white." (Kollar, l. c.)

The white fascia in this species is broader and more regular than in any other. On the UPPERSIDE in the MALE the inner white spot beyond the cell is small and in some specimens evanescent, as in *A. padma*, male; but the narrow white streak below the costa which is often present in *A. padma*, male, is altogether wanting in *A. saraswati*. The sexual mark varies much in prominence, being quite obsolete in some specimens. In the FEMALE the inner white spot is conspicuous, and in some specimens the oval black spot beyond it has a minute white pupil. The UNDERSIDE is very distinct, the basal half is very pale ochreous, fading to greyish white on the inner margin of the hindwing, marked throughout with dark brown striæ, the inner edge of the broad white fascia, which is almost equally whitish on both wings, is defined by a narrow dark brown lunular line, almost straight on the hindwing; beyond the fascia the ground-colour is ochreous marbled with brownish, merging into a diffused dark brown submarginal band, darker and broader on the forewing; the margin is pure grey along the nervules, ochreous in the middle of each interspace, and more or less marked throughout with fine brown striæ. The FEMALE is larger than the male and paler in colour, the markings on the underside similar, but less prominent.

According to Colonel Lang, "*A. saraswati* is not quite so widely spread, appears later, and disappears earlier than *A. swaha*; in August it swarms in the localities affected by it, amongst the luxuriant grass pastures on the less wooded slopes of the hills." In Simla it is not uncommon on the grassy slopes in the neighbourhood in the autumn months. In Pangî Mr. Robert Ellis and Dr. Hutchison took numerous specimens of both sexes in July and August. In Kulu, according to Mr. A. Graham Young, "it appears in July, and remains on the wing until the middle of October: it is common from 4,000 feet and upwards, and greatly affects the thistle flowers, upon which numbers may be captured in their peculiar haunts." There are specimens in the Indian Museum both from Kumaon and Sikkim, so that the range of this species is much wider than was thought when Colonel Lang wrote the note quoted above, fourteen years ago.

## Genus 19.—EPINEPHELE, Hübner. (PLATE XV).\*

*Epinephele*, Hübner, Verz. bek. Schmett., p. 59 (1816); *Satyrus* (in part), Westwood, Gen. D. L., vol. ii, p. 388 (1851).

The genus *Epinephele* occupies almost the same range as *Hipparchia*, and is about equally numerously represented here, eleven species having been recorded from within Indian limits. They take the place of the "meadow browns" of England, and in the Himalayas are only found at considerable elevations, and they chiefly frequent grassy uplands. The genus comprises two well-marked groups, first those in which the males have a conspicuous brand on the forewing, composed of silky densely packed scales, and extending along the median nervure below the cell, as in many species of true *Hipparchia*; and second, those in which the males have no trace of a brand on the forewing; this latter group contains the smallest species of the genus, indeed the smallest of the subfamily, with the exception of the still smaller *Ypthimas*. In the first group the shape of the anal angle of the hindwing (see Plate XV, fig. 39, *E. davendra*), and in the second group the absence of the sexual brand in the male, distinguish them from *Hipparchia*, but the two genera are very closely allied. The antennæ in all the Indian species of *Epinephele* have a gradually-formed club, as also have some of the *Hipparchias*. None of the species of *Epinephele* have a complete series of ocelli on the underside of the hindwing, and in many of them that wing is altogether devoid of ocelli on both sides.

Key to the Indian species of *Epinephele*.

## First group.

- A. Males with a well-defined brand on the upperside of the forewing.
- a. Males with the forewing fulvous with brown margins; the brand conspicuous, brown, on the fulvous ground; hindwing dentate near the anal angle. Underside with an angulate median dark line defined outwardly with whitish; the ocelli generally prominent.
- ♂<sup>1</sup>. Female with the discal angulate dark line obsolescent on the upperside.  
191. *E. DAVENDRA*, Western Himalayas.
- ♂<sup>2</sup>. Female with the discal angulate dark line prominent on the upperside.  
192. *E. ROXANE*, Beluchistan, Afghanistan.
- ♂. Male with the upperside as in a, but the hindwing quadrate and slightly dentate. Underside with three very irregular dark lines and clouded whitish fasciæ; no ocelli.  
193. *E. NARICA*, Afghanistan.
- c. Males with the forewing brown, the brand deeper coloured than the ground; hindwing less dentate near anal angle. Underside with the median dark line much more irregular, seldom prominent, and never defined with whitish; the ocelli small or evanescent.
- ♂<sup>1</sup>. Female with two or three ocelli on the upperside of the forewing, ringed with fulvous and the space between irrorated with fulvous.  
194. *E. CHRENA*, Western Himalayas.
- ♂<sup>2</sup>. Female with a single subapical black spot on upperside of forewing placed on a fulvous submarginal band.  
195. *E. INTERPOSITA*, Beluchistan, Persia.

191. *Epinephele davendra*, Moore. (PLATE XV, FIG. 39 ♀).

*Epinephile davendra*, Moore, Proc. Zool. Soc. Lond., 1865, p. 502, n. 94, pl. xxx, fig. 7, male and female.

HABITAT: Spiti, Pangi, Thibet, Ladak, Kabul.

EXPANSE: 1.75 to 2.0 inches.

DESCRIPTION: "MALE greyish brown. Forewing with the space within the discoidal cell to near the apex, and then descending to near the posterior margin ferruginous, this colour being distinctly defined; within it is a single black apical spot. [Or, in other words, the forewing

\* EPINEPHELE; erroneously spelt EPINEPHILE on the plate.

is fulvous with brown margins, and the brown sexual mark extending from near the inner margin to near the apex of the cell below the median nervure.] **UNDERSIDE** with the costal and exterior margins of the *forewing* greyish brown, the inner space pale ferruginous, the apical ocellus with a white pupil and brown-bordered yellow iris, which latter, however, does not encircle the spot, being cut off as it were posteriorly; a short streak before the ocellus, and a submarginal line, dark brown. *Hindwing* grey, with delicate minute brown striæ; a discal and a submarginal line dark brown, the former irregularly [even, but angulate] across the disc from middle of anterior to posterior margin, both bordered outwardly with pale white, and having a single anterior and two posterior black ocelli, each with a yellow\* brown-bordered iris, and the anterior with a white pupil. **FEMALE** pale grey, the ferruginous space in the *forewing* ill-defined, and with a second black spot situated near the posterior angle [sometimes evanescent or altogether wanting]. **UNDERSIDE** as in the male, but with the lower black spot on the *forewing* as above, the anterior ocellus on the *hindwing* being minute or nearly obsolete. Allied to *E. eudora*. (Moore, l. c.)

"*Note*.—This is a Thibetian and Spiti insect, affecting the dry hot summer of the rainless region of the Chinese frontier. On a hot June or July day, these sober insects may be seen flitting about the stony hill-sides, 9,000 to 12,000 feet altitude—hill-sides where the *Graminaceæ* are scarce and brown, and grey *Artemisia* and *Ephedra* form the principal vegetation. They do not occur in the moister and more wooded regions of the Himalayas; but first appear on the confines of Upper Kunawur, in Spiti, and the Chinese provinces of Gughe and Nâri Khorsum (Thibet)." (Colonel A. M. Lang, R. E., l. c.)

The ocellation on the underside of this species is variable. In the specimens taken by Colonel Lang, who obtained the types, there are three ocelli on the underside of the *hindwing*, one subapical, two subanal; in the male all three are prominent, but never so large as in the next species *E. roxane*; in the female the subapical ocellus is more or less evanescent; in three males taken in Pangî in July by Dr. Hutchison, the subapical ocellus is absent entirely, and the subanal ones are very small, the dark lines too are very faint and less angulate, and their whitish borderings very indistinct, almost obsolete in one specimen. Two males taken by Mr. de Nicéville at Kargil and Nurla in Ladak, early in July, have all the ocelli large, almost as large as in *E. roxane*; one female from Kargil is similarly marked, another female from the same locality has a fourth small ocellus above the subapical one, and another female also from the same locality has only two ocelli, the lower subanal one being entirely wanting. In a male and a female, both taken at Sher Dawaza near Kabul by Lieutenant H. Whistler-Smith, the upper ocellus is entirely wanting; in a second male specimen from the same locality it is present; while in two females from Khistwar, Kashmir, the upper ocellus is obsolete. Moreover the three male specimens from Pangî, that we have referred to above, differ from all the others in the cilia on both wings, both above and below, being pale brown, not more or less white as in the specimens from the other localities; and the scalloping of the *hindwing* is much less deep.

The figure shows the upper and undersides of a female specimen in the Indian Museum, Calcutta, taken at Kabul by Lieutenant H. Whistler-Smith.

### 192. *Epinephele roxane*, Felder.

*E. roxane*, Felder, Reise Novara, Lep., vol. iii, p. 497, n. 849, pl. lxxix, figs. 22, 23 (1856), female; id., Butler, Proc. Zool. Soc. Lond., 1880, p. 405.

**HABITAT**: Western Himalayas, Kunawar, Spiti; Losar, Kargil, Ladak; Beluchistan.

**EXPANSE**: 2'0 to 2'2 inches.

**DESCRIPTION**: "FEMALE. **UPPERSIDE**, hoary-brown; the margin immediately before the cilia fuscous. *Forewing* with the discal area pale fulvous, divided by a streak most often obsolete, and with one black blind ocellus and often another median incomplete, and bordered

\* This must be an error: in all the specimens we have seen, including those in Colonel Lang's collection captured with the types of the species, the irides of the ocelli are white or grey, certainly not yellow.

with fuscous. *Hindwing* with a subangulate discal streak, and another submarginal almost obsolete; the ocelli of the underside more or less visible by transparency. **UNDERSIDE** paler, with a line before the cilia blackish-fuscous, and another on the cilia white. *Forewing* with the fulvous area paler, a little more extended, more distinctly divided and bordered, the ocellus larger, blacker, with a single white pupil and broad ochraceous iris, circled with fuscous; the costal and outer margins variegated with fuscous, and here and there irrorated with white. *Hindwing* with fuscous striæ and hoary irrorations, the lines of the upperside much better defined and outwardly bordered with whitish powdery bands; a subapical ocellus often minute or wanting, and two near anal angle, black, blind, with white iris and circled with fuscous, often with whitish irrorations beyond the subapical ocellus.\*

"This species, reminding one, by the dentate outline of the *hindwing* and in the markings of the underside, of *H. parisatis*, is a local form of the Thibetan *E. davendra*, Moore. A specimen collected to the east of Pangi in Kunawar is considerably larger than those from Spiti." (Felder, l. c.)

*E. roxane* was for a long time considered identical with *E. davendra*, Moore; but Mr. Butler has recently recognised its distinctness with the following remark:—" *E. roxane*, although nearly allied to *E. davendra*, differs in its paler colouration, and the more deeply sinuated margin of the hindwing." (Butler, l. c.)

No specimen that we have seen from any of the localities quoted in the Western Himalayas can be separated from *E. davendra*, but the form found in the mountains of Beluchistan, which has been identified by Mr. Butler as *E. roxane*, is apparently a distinct geographical variety. It differs from *E. davendra* as stated above, and further by its larger size, and on the **UPPERSIDE** by the far greater prominence in the female of the discal band, and on the **UNDERSIDE** by the larger ocelli and the greater prominence of the fuscous striæ and hoary irrorations. The **MALE** of this race differs from the male of *E. davendra* as in the female on the **UNDERSIDE**, and in its larger size, but the markings of the upperside appear to be identical. The ocellation varies in this species as in *E. davendra*. Dr. Felder figures a female with four ocelli on the underside of the hindwing; the males have generally three prominent ocelli, but in the females the subapical ocellus is minute or wanting, the two subanal ocelli being large and prominent. The lower ocellus on the forewing of the females is sometimes prominent, sometimes altogether wanting.

In South Afghanistan Captain Roberts found *E. roxane* "commonly at the end of May and in June," and Colonel Lang, R. E., and Colonel Swinhoe have also found it commonly in suitable places in the neighbourhood of Quetta in September and October.

Two other species, *E. comara* and *E. mandane*, which are found in Persia, have the same general style of markings as *E. davendra*, to which they are evidently allied. *E. comara*,\* to judge from the figure, is closely allied to the form of *E. roxane* found in Beluchistan. The male chiefly differs on the upperside in having the dark margin of the forewing narrower, and the sexual streak less distinct; on the underside the forewing is more uniform fulvous; the basal half not perceptibly darker; there is no whitish streak from the costa, and the fulvous colour extends much further up within the ocellus. The female has on the upperside only a broad fulvous fascia, and a fulvous spot just beyond the cell; the basal area not at all irrorated with fulvous; on the underside the difference is as in the male, but much less pronounced.

\* *Epinephela comara*, Lederer, Hor. Soc. Ent. Ross., vol. viii, p. 12, pl. 1, figs. 9 male, 10 female (1871). **HABITAT**: Astrabad, Persia. **EXPANSE**: male, 1.9; female, 2.1 inches. **DESCRIPTION**: "*Hindwing* dentate. **UPPERSIDE** fuscous, the cilia whitish. *Forewing* of the male rufescent-luteous, margined with fuscous, and with a short transverse fuscous stripe, and a rounded black spot near the apex. **FEMALE** cinereous-fuscous, with an exterior yellowish fascia bearing a rounded black spot. **UNDERSIDE** of both sexes ochraceous, the black apical spot pupilled. *Hindwing* fuscous-cinereous, a median blackish striga, externally margined with white, and two black ocelli with white irides near the anal angle. The male resembles on the upperside that of *E. narica*, but the wings are less pointed and broader; the female corresponds more with that of *E. lycanor*." (Lederer, l. c.)

*E. mandane*\* is a very beautiful species, and distinguished especially by the curious elongate shape of the black spot on the forewing, and the very highly dentate outline of the hindwing, the margin of which exhibits at least three distinct tails. From the rest of the *E. davendra* group it is also distinguished by the curved (not angulate) character of the white band on the underside of the hindwing. The female has often one, and sometimes two, round black spots below the spot on the forewing, and the whole of these spots are situated on a more or less prominent fulvous submarginal band defined inwardly, and diffused outwardly; the series of females from Persia in the Indian Museum, Calcutta, show considerable variation.

193. *Epinephele narica*, Hübner.

*Papilio narica*, Hübner, Eur. Schmetz., vol. i, figs 704-707 (1825?); *Satyrus narica*, Boisduval, Icones, p. 212, pl. xlii, figs. 3, male; 4, 5 female (1832.)

HABITAT: South Russia, Western Asia, Afghanistan.

EXPANSE: 1·8 to 2·0 inches.

DESCRIPTION: MALE: UPPERSIDE brown; the *cilia* whitish. *Forewing* with the entire disc fulvous, the margin and the sexual streak alone being brown; colour and markings almost exactly as in *E. davendra*, but the outer margin is straighter in the *forewing*, and less dentate in the *hindwing*. FEMALE: UPPERSIDE very similar in aspect to *E. neosa*, female, but with the *cilia* of both wings white, and the *hindwing* quadrate in outline owing to a prolongation of the discoidal nervule. *Forewing* fulvous, with cinereous-brown margins, the outer margin dusky, a black subapical spot, (and often a second submarginal spot in the lowest median interspace). *Hindwing* cinereous-brown, dusky towards the outer margin. UNDERSIDE also somewhat similar in pattern to that of *E. neosa*, but paler in colouration. *Forewing* pale fulvous; a median indistinct angulate line across the wing, a black subapical ocellus with small white pupil and pale ochreous iris; the ground-colour between the ocellus and median line also pale ochreous merging in the iris; the costa narrowly hoary, mottled with fuscous; the outer margin more broadly cinereous-brown, darkest at inner angle, and a distinct submarginal slightly lunulate dark line. *Hindwing* whitish, a subbasal and a highly irregular median fuscous line, between which the ground-colour is brown, forming a broad irregular sharply defined brown fascia; a brown suffused patch near the costa; then another brown submarginal band inwardly diffused, outwardly sharply defined by a narrow dark lunular line; the margin also clouded with brown, and the whole wing sparingly mottled with fuscous.

Described from Boisduval's figures and from a single female taken by Lieutenant-Colonel C. Swinhoe at Chaman, in South Afghanistan, on the 11th of May, and which is referred to by Mr. A. G. Butler in his Notes on Lieutenant-Colonel Swinhoe's collection as *E. interposita*.† This latter lacks the second submarginal black spot on the forewing, but otherwise corresponds exactly with Boisduval's figure. It has no resemblance to *E. interposita*; and its white *cilia* and quadrate hindwing at once distinguish it from *E. neosa*, which it most nearly resembles in general aspect.

A closely allied species from the Kirghiz steppes and the Mangyschlag peninsula on the Caspian sea has been separated under the name of *E. naricina*.

*Epinephele naricina*, Staudinger, (*E. narica*, Hübner, var.?), Berl. Ent. Zeitsch., vol. xiv, p. 100, n. 2 (1870). Smaller than *E. narica*, the smallest male measures 1·3 inches in expanse, and the female 1·5 inches, against a minimum of 1·54 inches in the male of *E. narica*. UPPERSIDE of the *forewing* as in *E. narica*, but the brand of the male is narrower, even

\* *Epinephele mandane*, Kollar, Denkschr. Akad. Wien Math.-Nat. Cl., vol. i, p. 52, n. 8 (1850). HABITAT: Persia. EXPANSE: 1·7 to 2·1 inches. DESCRIPTION: "*Forewing* entire; *hindwing* acutely dentate. UPPERSIDE cineraceous-fuscous. *Forewing* with an oblong transverse silky black subcostal spot. UNDERSIDE: *Forewing* fulvous in the middle, with an abbreviated white fascia; a black ocellus near the apex, with yellow iris, and white pupil. *Hindwing* cinereous, with a white median arched fascia margined with fuscous; two ocelli near the anal angle black, with white iris. Allied to *E. eudora* [= *E. lycæon*] in size and shape, but the markings of the wings on the underside entirely different. Only two male specimens were brought from the alpine regions of South Persia by Kotschy. This species is also very closely allied to *E. wagneri*, Herrich-Schäffer, (Suppl. ad Lep. Eur. Hüb., pl. lxx, figs. 311-313) from which it differs in having the wings on the upperside unicolorous cineraceous-fuscous." (Kollar, l. c.) Mr. Kirby gives *E. mandane* as a synonym of *E. wagneri*.

† Ann. and Mag. of Nat. Hist., fifth series, vol. ix, p. 207 (1832).

allowing for its smaller size, and not so black. In the single *naricina*, female, and in one male there is beneath the subapical black spot a smaller one attached to it. On the **UNDERSIDE** of the *forewing* the single difference is that the dark shadowy median line which crosses the wing of *E. narica* is totally wanting in *E. naricina*. The **UPPERSIDE** of the *hindwing* is fuliginous-brown (blackish) as in *E. narica*, the only difference being that the cilia in *E. naricina* are almost totally white; only at the inner margin they show a trace of the dark middle line of *E. narica*, and on the first dentations are distinct dark spots in *E. naricina*; the **UNDERSIDE** of the *hindwing* forms the principal distinction between the two species, being in *E. naricina* without markings, almost as in *E. lycaon* or *E. cadusia*, [see foot note, p. 206], with which *E. naricina* has no affinity. The extremely sharp delineation of the underside of *E. narica* with its white nervures, white cross bands, dark middle band and distinct sharp dentated line at the outer margin is wanting in *E. naricina* almost totally. The underside is light ash-grey, with a few darker atoms, and somewhat whiter shadows beyond the middle. In spite of all this Staudinger considers that it will ultimately be found to be merely a variety of *E. narica*. (Abstracted from Staudinger's original description, l. c.)

194. *Epinephelo cheena*, Moore.

*Epinephelo cheena*, Moore, Proc. Zool. Soc. Lond., 1865, p. 501, n. 93, pl. xxx, fig. 6, male and female.

HABITAT: Western Himalayas.

EXPANSE: 1·8 to 2·3 inches.

DESCRIPTION: "MALE. **UPPERSIDE** dark brown, with a subapical, black, ferruginous-encircled spot; also a similar minute spot some distance below it. **UNDERSIDE** pale greyish-brown. *Forewing* with its discal portion ferruginous; a medially submarginal dark brown streak, and an ill-defined discal transverse line; the subapical ocellus as above, but with a white pupil and yellow iris. *Hindwing* covered with minute delicate brown striæ. FEMALE with three black ferruginous-encircled ocelli, the upper and lower large, the middle one small. **UNDERSIDE** as in the male, but having the lower ocellus as on upperside, the middle one being obsolete. Allied to *E. janira*." (Moore, l. c.)

"Note.—The "meadow-brown" of the meadows of Rogi and Chini in Kunawar. It is limited in its range, not appearing to the westward, nor venturing further north and east into the drier lands affected by *Epinephelo davendra* and [*Hipparchia*] *baldiva*." (Colonel A. M. Lang, R. E., l. c.)

*E. cheena* exhibits a considerable amount of variation; in a large series of MALES collected by Mr. de Nicéville at Budrawah and Jora in Kashmir in June, only two specimens show the second lower ocellular spot on the forewing; in all the others the only mark on the **UPPERSIDE** is a single subapical black spot, with its ferruginous iris, never prominent, often obsolete. In Colonel Lang's specimens from Kunawar the ferruginous iris of the subapical spot is always prominent, and the lower spot is represented in some specimens by a ferruginous spot, in others by a black spot with a rather prominent ferruginous iris, while in some a ferruginous spot is visible between the two ocelli; on the **UNDERSIDE** the *hindwing* is typically almost uniform in colouration and without markings; in some specimens are one, or two, small blind subanal ocelli; in some there is a highly irregular transverse discal dark line, the ground-colour immediately beyond it being paler, deepening again towards the outer margin. In the FEMALES the width of the ferruginous irides of the ocelli on the upperside varies much, in some the space between the ocelli is also ferruginous coalescing with the irides, and forming a ferruginous submarginal band, and often bearing a black spot between the ocelli; and in some the space between the ocelli and the end of the cell is also irrorated with ferruginous; on the **UNDERSIDE** the variations in the markings of the hindwing are as in the male.

*E. cheena* is the commonest of all the species in the Western Himalayas, and has the widest range. It has been taken at from 8,000 to 10,000 feet elevation in June, July, and August in Kashmir, Pangl, and Kunawar; and probably extends eastwards as far as Nepal.

195. *Epinephelo interposita*, Erschoff.

*E. interposita*, Erschoff, Lep. Turk., p. 22, n. 68, pl. ii, fig. 16 (1874), female; id., Butler, Proc. Zool. Soc. Lond., 1880, p. 405, n. 6, pl. xxxix, fig. 1, male.

HABITAT: Kandahar; Turkestan.

EXPANSE: 1.5 to 1.95 inches.

DESCRIPTION: FEMALE: "UPPERSIDE fuscous, with an obsolete paler outer band. *Forewing* with a black ocellus before the apex, broadly circled with yellowish. *UNDERSIDE*, *forewing* yellowish-ferruginous, with the margin fuscous-ashy. *Hindwing* fuscous-grey, with a median fascia defined with fuscous, clouded with whitish exteriorly; two small black ocelli before the anal angle, with paler iris. Described from a single female." (*Erschoff*, l. c.) The MALE is as yet undescribed, but has been well figured by Butler; the following description is taken from the figure. MALE. UPPERSIDE brown, slightly darker on the outer margin. *Forewing* with a single black subapical spot with a pale inconspicuous iris. *UNDERSIDE*, *forewing* fulvous, the basal half slightly darker and defined by an almost obsolete angulate median line; the margins ashy-brown; the black spot of the upperside but pupilled with white and with yellow iris, the upper half encircled with a fuscous line; and a fuscous submarginal line defining the fulvous area. *Hindwing* ashy-brown, finely striated with darker brown; an irregular discal dark line, beyond which the ground-colour is paler irrorated with whitish, forming a pale fascia, and another similar pale submarginal fascia restricted to the anal half, and uniting at the anal angle with the inner complete fascia; two dark spots near anal angle.

*E. interposita* is evidently very closely allied to *E. cheena*; the only differences that can be detected on comparing MALES of *E. cheena* with Mr. Butler's figure of the male are in the somewhat paler colouration of the latter, and the brighter and more extended fulvous patch on the underside of the forewing; in *E. cheena* the underside of the forewing is often ferruginous rather than fulvous, and the patch is often ill-defined and somewhat obscure. *Erschoff's* figure of the FEMALE differs from females of *E. cheena* much more conspicuously; on the UPPERSIDE in *E. interposita* the ground-colour darkens to the middle of the wing, where it is sharply defined on both wings, the submarginal band beyond being dull fulvous on the forewing, and bearing a single subapical black spot, and on the hindwing obsolescent, whereas in *E. cheena* the colour is uniform, there are often two black spots on the forewing, and there is no trace of a submarginal band on the hindwing; the irides of the spots on the forewing are bright fulvous and often coalescent, forming an irregular submarginal band. On the UNDERSIDE the discal line on the forewing is less angulate in *E. interposita*, and there is only one subapical ocellus; on the hindwing there is no difference of importance, according to the figure it is similar in general appearance to that of the male, except that the whole outer half is paler, bearing a clouded submarginal band.

*E. interposita* has been recorded from Chaman and Kandahar, and is therefore included in our list; but it is rare and has been found in no other place within our limits. Major Roberts took one male in the middle of May, and one female at the end of May in the neighbourhood of Kandahar.

Of the former specimen Mr. Butler writes (Proc. Zool. Soc. Lond., 1880, p. 403), "it is much like a small *E. pallens*, [see foot note, p. 207], male, on the upperside, but on the underside all the brown areas are replaced by whitish, and there are two minute obliquely-placed ocelli near the anal angle of the hindwing as in *E. hispilla*."

Of this group *E. lycan*\* from Europe and Western Asia is the typical species, and is closely allied to *E. cheena*. The MALE differs on the upperside in having the black spot smaller,

\* *Epinephelo lycan*, Kühn, Naturf., vol. iii, p. 21, pl. ii, figs. d-f (1774). HABITAT: Europe and Northern and Western Asia. EXPANSE: Male, 1.9; female, 2.2 inches. DESCRIPTION: MALE. UPPERSIDE brown. *Forewing* with an indistinct silky sexual streak, a nebulous faintly irrorated submarginal fulvous band, and a black subapical spot very indistinctly ringed. *Hindwing* unmarked, except by a very indistinct submarginal lunular band; the cilia brown. UNDERSIDE: *Forewing* fulvous, shaded with fuscous along the margins; the black spot of the upperside with distinct white pupil, but the iris scarcely discernible; scarcely any trace of a median dark line. *Hindwing* brown, faintly clouded with greyish on the disc, and finely freckled throughout with minute fuscous scales; no trace of ocelli, and the median angulate line scarcely visible. The FEMALE differs on the

and the iris far less distinct; and on the underside in having the median dark line very faint on the hindwing, and almost absent from the forewing. The FEMALE differs in having on the underside the median line on the forewing continued straight to the costa and inner margin instead of merging into the rings of the ocelli; and the pale submarginal band on the hindwing is far more prominent. In a large series of this sex in the Indian Museum, Calcutta, obtained from Persia, the upperside has a dark discal fascia well defined externally, diffused inwardly on both wings, and two submarginal black spots, each with a broad pale yellow iris on the forewing.

*E. pallescens*, *E. amardæ*, *E. dysdora* and *E. cadusia* are also all found in Persia, and belong to this group; of these descriptions are appended below for reference.\* The climate of the dry elevated regions in Persia seems peculiarly suited to the development of this genus.

A very distinct species of this group is described by Alphéraky from the neighbourhood of Kuldja under the name of *E. kirghisa*; it has both wings fulvous on the upperside, and margined with brown.

*Epinephele kirghisa*, Alphéraky, Hor. Soc. Ent. Ross., vol. xvi, p. 423, n. 97, pl. xv, figs. 24, ♂; 25, ♀ (1881). EXPANSE: ♂ and ♀, 1·8 inches. DESCRIPTION: "Forewing entire, hindwing subdentate. UPSERIDE dilute fulvous, with two rounded black spots (one subapical and the other in the first median interspace), larger in the female, sometimes with white pupils, and the margin of both wings swarthy. MALE with a subcellular greyish-fuscous

upperside in lacking the sexual streak; the ocellus is often distinctly white pupilled, and with a second coherent black spot below, and often another lower black spot, each with a distinct though narrow yellowish iris; the submarginal band of fulvous irrorations is much more distinct and often divided into streaks by the fuscous nervules. UNDERSIDE with the ocellus as on upperside; the iris wider; a median dark line on both wings, beyond which is a broad submarginal fascia, fulvous on the forewing, greyish-ochraceous on the hindwing; the basal half of the forewing washed with fulvous, the outer margin of both wings broadly darker than the basal half. (Described from specimens from Prussia.)

\* *Epinephele pallescens*, Butler, Cat. Lep. B. M. Satyridæ, p. 65, n. 8, pl. iii, fig. 3 (1868), female. HABITAT: Persia. EXPANSE: Male, 2'0; female, 2'1 inches. DESCRIPTION: "UPPERSIDE pale olivaceous-fuscous; the cilia whitish. Forewing of the MALE with a cinerascens internal basal fascia; the outer margin slightly fuscous; a black subapical dot; of the FEMALE with a disco-cellular spot, and two elongate and a dot, discal, arranged in a direct series, golden-yellow; a large black subapical ocellus with two pupils placed obliquely (the lower smaller), and irregularly circled with fulvous. Hindwing in both sexes undulated. UNDERSIDE almost as in *E. ida*." (Butler, l. c.) We have no specimens of *E. ida*, but from Godart's description of this and Butler's uncoloured figure of *E. pallescens*, we gather that on the UNDERSIDE the forewing is fulvous with a median striga, within which the basal half is somewhat clouded with darker; the ocellus as on upperside, and the costa narrowly, and the outer margin broadly fuscous. Hindwing clouded and variegated with greyish, a median very angulate line from costa to inner margin, beyond which the ground-colour is whitish, gradually darkening, and bearing another indistinct submarginal line; no trace of ocelli. It is evidently very close to *E. lycæon*.

*Epinephele amardæ*, Lederer, Hor. Soc. Ent. Ross., vol. vi, p. 84, pl. v, figs. 3 male, 4 female (1869). HABITAT: Astrabad, Persia. EXPANSE: Male, 1'4; female, 1'5 inches. DESCRIPTION: "UPPERSIDE fuscous. Forewing with a subapical black spot (on a fulvous disc in the female) UNDERSIDE: Forewing fulvous with two brown strigæ, and a subapical spot with white pupil. Hindwing greyish, with three serrated fuscous strigæ, washed with hoary outside the second, and two subanal dots adhering to the inner edge of the third striga. The UNDERSIDE is darker, and the markings are more sharply defined than in *E. lycæon*. Forewing with the outer margin grey-brown; the costal margin with darker strigæ, a dark transverse line across the cell; one median across the wing beyond the cell, and one submarginal—the latter edged paler outwardly." (Lederer, l. c.)

*Epinephele dysdora*, Lederer, Hor. Soc. Ent. Ross., vol. vi, p. 85, pl. v, figs. 1 male, 2 female (1869). HABITAT: Astrabad, Persia. EXPANSE: Male and female, 1'75 inches. DESCRIPTION: "UPPERSIDE fuscous, with a subapical black spot on a fuscous band (and in the female another smaller below it). UNDERSIDE: Forewing fulvous, a fuscous striga before the subapical white-pupilled spot. Hindwing cinereous, a sharply defined striga beyond the middle, outwardly washed with whitish; two subanal black dots with yellow irides. Also allied to *E. lycæon*, but the markings of the underside much clearer and more delicate. UPPERIDE dark brown as in *E. janira*, the hindwing slightly scalloped; the cilia brown-grey. Forewing in the MALE with a black ocellus at the apex in the fulvous band, which band disappears towards the inner margin, and is somewhat diffused inwardly, and crossed by fuscous veins. The FEMALE has the two black spots surrounded by faint yellowish irides, the fulvous band defined inwardly by a fuscous striga, within which the ground-colour is again suffused with fulvous for a short distance." (Lederer, l. c.) In the figure of the UNDERSIDE the forewing is fulvous with brown margins, the spots as on the upperside, a dark median line across the wing, and a dark submarginal line outwardly defined with whitish. Hindwing grey-brown, an incomplete subbasal striga; a dark median dentate striga ending just above the anal angle on the inner margin, outwardly defined with whitish, which shades off into the brown beyond, a pale indistinct submarginal fascia, and lunular marginal band; the two subanal ocelli near the inner edge of the pale submarginal fascia.

*Epinephele cadusia*, Lederer, Hor. Soc. Ent. Ross., vol. vi, p. 84, pl. iv, figs. 10 male; 11, female (1869). HABITAT: Astrabad, Persia. EXPANSE: Male, 1'5; female, 1'6 inches. DESCRIPTION: "UPPERSIDE fuscous, the cilia whitish, the disc fulvous, including a black subapical spot (subgeminat in the female, with another smaller one below). UNDERSIDE: Forewing fulvous, with a single brown striga, and a subapical spot with white pupil. Hindwing fuscous-hoary, a median fuscous striga bent backwards, outwardly washed with whitish. Very close to *E. lycæon*, but smaller, with more rounded wings and whitish cilia; the forewing in the male with a fulvous band diffused on the inner side (as in *E. janira*, var. *teimesia*). The UNDERSIDE as in *E. lycæon*, the colouration, however, much lighter, whitish grey, the markings brown-grey. Very common." (Lederer, l. c.)

diagonal fascia, outwardly dentated [the usual male mark]. **UNDERSIDE:** *Forewing* paler, bordered with cinereous, the round spots fuscous, pupilled with white (the lower one blind in the male). *Hindwing* cinereous, irrorated with fuscous, two subanal black dots circled with dilute grey." (*Alphéraky*, l. c.). In the figures the basal area of both wings is clouded darker on the upperside, especially in the female; the *hindwing* on the underside has a distinct dark median line, and an indistinct submarginal and abbreviated basal line. The underside is very similar to that of *E. pulchra*, but the *forewing* has two black spots, and the *hindwing* has the markings prominent.

The next group in which the males lack the sexual mark altogether appears to be confined to the Western Himalayas and Central Asia, and is perhaps worthy of generic separation.

### Key to the Indian Species of *Epinephole*.

#### Second Group.

B. Males with no perceptible brand on the upperside of the forewing.

- a. Underside, hindwing brown, with numerous darker striae and three irregular transverse more or less conspicuous dark lines.
- a'. Upperside with the forewing fulvous, narrowly margined with brown; and with no trace of a discal line.
196. *E. PULCHELLA*, Western Himalayas.
- b'. Upperside, forewing fulvous with broader brown margin and narrow indistinct discal line.
197. *E. NEOZA*, Kashmir.
- c'. Upperside, forewing brown, more or less distinctly irrorated with fulvous except on the margins; the fulvous patch when distinct divided by a broad diffused transverse discal line.
198. *E. PULCHRA*, Western Himalayas.
- b. Underside, hindwing ferruginous brown, with yellowish irregularly disposed spots and blotches.
- a'. Male with two ocelli on upperside of forewing; underside of hindwing in both sexes with dark interrupted discal line, and with the basal area darker.
199. *E. COENONYMPHA*, Western Himalayas.
- b'. Male with upperside unspotted; or with only a single subapical minute indistinct black spot; underside, hindwing with the ground-colour uniform, no submarginal ocelli.
200. *E. MAIZA*, Kashmir.
- c'. Male unknown; female with an incomplete row of submarginal ocelli on the underside of hindwing.
201. *E. GOOLMURGA*, Kashmir.

196. *Epinephole pulchella*, Felder. (PLATE XV, FIG. 40 ♂, left hand half.)

*E. pulchella*, Felder, Reise Novara, Lep., vol. iii, p. 490, n. 847, pl. lxi, fig. 16 (1866), male; id., Moore, Proc. Zool. Soc. Lond., 1874, p. 566.

HABITAT: Western Himalayas, Spiti, Ladak.

EXPANSE: 1.6 to 1.9 inches.

DESCRIPTION: "MALE: UPPERSIDE brown. *Forewing* with a large discal patch extending to the base, fulvous; a blackish spot near the apex. *Hindwing* unmarked. **UNDERSIDE** much paler. *Forewing* with the patch of the upperside but more restricted, deeper coloured, the black spot of the upperside larger, circled with a broad diffuse ochraceous iris, often bearing a white dot; the costal and external margins around the patch irrorated with hoary and variegated with fuscous, a fuscous streak often composed of dentate lunules defining the outer edge of the patch. *Hindwing* variegated with hoary and covered with fuscous striae; a basal and a discal streak very flexuous, and a third submarginal, macular, blackish-fuscous, more or less conspicuous. FEMALE. *Forewing* with the patch paler. UPPERSIDE with the blackish subapical spot larger, circled with dilute fulvous; sometimes with another smaller spot between the first and second median branches." (*Felder*, l. c.)

"Differs from *E. neoza*, Lang, in being smaller, in the ferruginous [fulvous?] on the forewing being more distinct in the male, and in the absence of the transverse discal sinuous brown line on the forewing." (*Moore*, l. c.)

The localities given for this species by Dr. Felder are Spiti; Losar, Dishungdeo, Kibber, Shalkar, Rupshu, and Rumbog in Ladak; Karnag; Niri Sumdo, 15,000 feet; Padam; Abrang; and Marsmag. Mr. de Nicéville took a large series of males and a single female at Dras and Tashgam in Ladak in June; and according to Moore, Captain Hellard took it in Kashmir, and Major J. Biddulph took a male specimen at Astor at 7,700 feet altitude in September. It appears to affect higher elevations and to occur further in the interior than *E. neoza* does.

The left hand half of the figure shows the upperside of a male in Mr. de Nicéville's collection from Dras, Ladak. The other half of the figure refers to *E. pulchra*, male, not *E. pulchella*, female, as erroneously entered on the plate.

197 *Epinephole neoza*, Lang.

*Epinephole neoza*, Lang, Ent. Month. Mag., vol. v, p. 35 (1868).

HABITAT: Western Himalayas.

EXPANSE: 1.6 inches (*Lang*); 1.85 actual measurement of the female type specimen.

DESCRIPTION: "MALE: UPPERSIDE greyish-brown. *Forewing* with the discal portion broadly suffused with a satiny brownish-ferruginous; a single apical black spot. *UNDERSIDE*: *Forewing* with markings as above; but the disc is brightly ferruginous and separated from the grey-brown exterior margin by a narrow, sinuous, darker line; and the apical spot has a minute white pupil and diffused yellowish iris. A transverse, fine, scarcely distinct ferruginous line, strongly angulated outwards below the ocellus, crosses the wing beyond the middle. *Hindwing* greyish-brown, minutely striated and freckled, with three transverse, sinuous and dentated lines darker; the first basal, the second discal, the third simulating a submarginal series of connected lunules. FEMALE: Markings generally as in the male; but the disc of *forewing* on upperside brightly ferruginous, the apical spot larger, and with an indistinct paler ferruginous iris. On the *hindwing* the submarginal lunular line of the underside appears very indistinctly (or not at all) on the upperside." (*Lang*, l. c.)

The type female specimen of *E. neoza* in Colonel Lang's collection differs from the Ladak female of *E. pulchella* in Mr. de Nicéville's collection in being larger, the subapical spot is also larger, the fulvous patch slightly darker, and the outer brown margin rather wider. On the underside the discal angulate line on both wings is rather more distinct in *E. neoza*.

198. *Epinephole pulchra*, Felder. (PLATE XV, FIG. 40 ♂, right hand half.)

*E. pulchra*, Felder, Reise Novara, Lep., vol. iii, p. 491, n. 848 (1866).

HABITAT: Western Himalayas.

EXPANSE: 1.6 to 2.0 inches.

DESCRIPTION: "MALE. UPPERSIDE as in *E. pulchella*, but the *forewing* with the fulvous patch less bright, divided by the fulvous [fuscous?] nervures, and cut through beyond the middle by an obsolete fuscous angulate streak, within which it is irrorated with fuscous; the margin of the ground-colour beyond wider than in *E. pulchella*, the blackish spot larger; the *hindwing* irrorated with fulvous on the disc. *UNDERSIDE* as in *E. pulchella*, but the patch of the forewing more restricted and brighter fulvous, divided beyond the middle by the streak of the upperside, but obscure ferruginous and more distinct and the ocellus larger." (*Felder*, l. c.) FEMALE: UPPERSIDE as in the male, but the *forewing* with the fulvous patch brighter, the subapical spot larger, its iris more distinct, and the fuscous angulate discal streak more prominent.

*E. pulchra* seems to be even more closely allied to *E. neoza* than to *E. pulchella*; typically it is a much darker insect both on the upper and undersides. On the UPPERSIDE the

fulvous patch is in some specimens almost altogether obsolete, and in these there is little or no trace of the dark discal line; in others, where the fulvous patch is more prominent, the transverse discal line is prominent also, and the brown margin is wider; but the patch is never so large, so continuous, or so pale as in *E. neosa*; on the underside the markings appear to be identical, but *E. pulchra* is much the darker.

Dr. Felder gives Kunawar; Pangi, Bisahir, and Chini for this species. Mr. de Nicéville took several males at Dras and Tashgam, Ladak, in June; Mr. R. Ellis took it in Pangi in July; Mrs. Bazett took it in Kashmir at Baba Marishi, at 8,400 feet elevation in June, at Katabal at 10,000 feet, and at Goolmurg at 9,400 feet, in July. Major J. Biddulph took a pair, male and female, on the Shandur plateau in northern Kashmir; the female having on the forewing a second black spot placed on the lower median interspace, both spots prominently circled with pale ochraceous, the irides coalescing. Mr. A. Graham Young has sent a single female from the Kulu Valley.

The right hand half of the figure shews the upperside of a male in Mr. de Nicéville's collection from Dras, Ladak, and is not that of a female of *E. pulchella*, as erroneously given on the plate. The other half is correctly named *E. pulchella*, male.

Erschoff in his Lep. Turkestan describes and figures as *E. amardæa*, var. *naubidensis*, a species which seems clearly to belong to this group, and to be closely allied to *E. pulchra*. His description is as follows: "MALE: UPPERSIDE without ocelli. UNDERSIDE: Hindwing unicolorous grey, median fascia almost wanting." The figure shows a very small male insect 1.4 inches in expanse, with no sexual brand on the forewing. The UPPERSIDE of both wings brown, darkest at the outer margin; the cilia paler. UNDERSIDE: Forewing fulvous, the outer margin broadly pale brown, with two dark submarginal lines, a subapical small ocellus, and a smaller submedian black spot below; the hindwing uniform pale brown, with indistinct dark striæ; and indistinct, but somewhat regular, subbasal, median and marginal dark lines. It is most like *E. pulchra* but smaller, with no trace of the fulvous patch on the upperside, and with two black spots on the underside, and none on the upperside in the forewing. In his paper on the Lepidoptera of Kuldja and the neighbouring mountains (Hor. Soc. Ent. Ross., vol. xvi, p. 425 (1881), Alphéraky also records a species belonging to this group with the following remarks: "*Epinephele* species? Some males of a species probably new, which have also been taken in the Altai by Haberhauer. Dr. Staudinger had determined them as *E. pulchella*, Felder, and truly it is a species closely allied to this latter to judge from the underside especially. I have since received from Dr. Staudinger a male under the name of *E. naubidensis*, Erschoff, which does not appear to me to be distinct from the doubtful *E. pulchella* from the Altai." All these remarks appear to us to apply to one and the same species, which is nearest to *E. pulchra*, not *E. pulchella*, but closely allied to both, and which should stand as *E. naubidensis*, Erschoff.

#### 199. *Epinephele cœnonympha*, Felder.

*E. cœnonympha*, Felder, Reise Novara, Lep. vol. iii, p. 499, n. 850, pl. lxxix, figs. 14, 15 (1866), female.

HABITAT: Suroo, Ladak; Western Himalayas.

EXPANSE: ♀, 1.65 inches.

DESCRIPTION: "MALE: UPPERSIDE fuscous, with the forewing below and the hindwing above the internal nervure obscurely and shingly hoary, [this is not quite clear, and there is no trace of it in the figures which accompany the description]. Forewing with an ocellus between the discoidal nervules, and another between the first median nervules, blackish-fuscous, blind, incomplete. UNDERSIDE hoary-fuscous, paler in the exterior region, with a very obsolete submarginal line. Forewing with a large fulvous discal patch, ill-defined, divided by a fuscous disco-cellular streak, and a most indistinct small fuscous fascia beyond the cell; the ocelli of the upperside blacker, the upper one with an indistinct ochraceous iris. Hindwing densely irrorated with blackish at the base, with a large fulvous patch on the upper base, with

a smaller one above coalescing with it, circled with fuscous [the fuscous cincture is not shown in the figure]; the basal region darker, defined by an interrupted flexuous fuscous streak, and margined externally by seven unequal spots, the larger median one excepted, fulvescent, contiguous; with a minute posterior ocellus, obsolete, broadly circled with ochraceous. **FEMALE**: **UPPERSIDE** as in the male. *Forewing* beyond the cell shaded with darker, with two blind black ocelli, but broadly circled with ochraceous, (especially the upper smaller one). *Hindwing* showing the markings of the underside. **UNDERSIDE** as in the male, but darker. *Forewing* with the ocelli larger, more distinct, and with minute white pupils. *Hindwing* with two blind, whitish, subanal spots." (Felder, l. c.)

We have never seen *E. canonympha*, and the type specimens collected by Dr. Stoliczka are apparently unique. It is closely allied to both *E. maiza* and *E. goolmurga*, and approaches the latter most closely by the presence of a subanal ocellus on the underside of the hindwing: the colour is much darker in the figure of the female than that of the females of *E. maiza* and *E. goolmurga* which we have seen, but not darker than fresh males of *E. maiza*. The principal points of distinction appear to be that in *E. canonympha* the male has two ocelli on the **UPPERSIDE** of the forewing; and on the **UNDERSIDE** the fulvous patch on the forewing occupies the entire wing, excepting the narrow brownish margin, and no trace of the discal streak is shown in the figure; whereas this streak is very prominent in *E. maiza*; and on the hindwing the basal area is much darker than the outer area, and edged with an interrupted dark brown lunular line, and the yellowish spots beyond appear to coalesce; whereas in *E. maiza* the colour of the hindwing is uniform, the dark line is absent, and the yellowish spots are well separated; but all these characters are variable, and it is possible that further research will show that *E. maiza* is really inseparable from *E. canonympha*.

200. *Epinephele maiza*, Lang. (PLATE XV, FIG. 41 ♀).

*Epinephile maiza*, Lang, Ent. Month. Mag., vol. v, p. 36 (1868); id., Moore, Proc. Zool. Soc. Lond., 1874, p. 265, pl. xliii, fig. 6, male.

**HABITAT**: Goolmurg and Pir Pinjal, Kashmir.

**EXPANSE**: 1'5 to 1'6 inches.

**DESCRIPTION**: "MALE: **UPPERSIDE** dark brown. *Forewing* with a small, scarcely perceptible ocellus [this ocellus is often entirely absent, the upperside being uniform unspotted brown]. *Underside* ferruginous brown. *Forewing* with the discal portion clear ferruginous, traversed by the dark nervures, and crossed by an angular discal band; a small subapical ocellus, distinct, iris yellow, white-pupilled. *Hindwing* with a small subbasal ferruginous patch, and an irregular transverse discal series of yellowish spots." (Moore, l. c.) "FEMALE: **UPPERSIDE** as in *E. goolmurga*, Lang, but with the irides of the ocelli much smaller and darker. **UNDERSIDE** generally as in *E. goolmurga*; but in the *forewing* the greyish-brown borders and the transverse discal line are much broader and darker. In the *hindwing* the colour is clear, unclouded brown; the basal ferruginous patch is larger, the discal series of cuneiform spots is incomplete and indistinct, formed of smaller, darker spots, and the four submarginal ocelli are entirely wanting. The *forewing* is slightly broader, and has a more rounded apex and more convex exterior margin than in *E. goolmurga*."

"Were this insect and *E. goolmurga* male and female, they would be indubitably set down as sexes of one species, but both appear to be females; these may, however, pertain to one species, which is variable, and of which a larger series must be obtained before its character can be correctly defined." (Lang, l. c.)

The **FEMALE** only appears to differ from the male so far as markings are concerned in having on the *forewing* two blind ocelli on the upperside, and two ocelli with minute white pupils on the underside.

Two specimens of the male from the Pir Pinjal, Kashmir, differ only from a female from the same locality on the upperside of the forewing having but one minute black subapical

spot very faintly surrounded with ferruginous, and on the underside in having only one subapical ocellus on the forewing, which is rather smaller than in the female. A large series of the males collected by Mrs. Bazett, at Goolmurg, in July at from 9,000 to 10,000 feet elevation, have no trace of the black subapical spot on the upperside, being of an uniform unspotted dark brown throughout. *E. maiza* appears to be common at Goolmurg, but with the exception of the three specimens from the Pir Punjal in the Indian Museum we have seen it from no other locality.

The figure is taken from the female specimen from the Pir Pinjal, and shows both upper and undersides.

201. ***Epinephele goolmurga***, Lang.

*Epinephile goolmurga*, Lang, Ent. Month. Mag., vol. v, p. 36 (1868).

HABITAT: Goolmurg, Kashmir.

EXPANSE: 1 6 inches.

DESCRIPTION: "FEMALE: UPPERSIDE dark brown. *Forewing* with two rather large black spots, broadly encircled with pale ferruginous; one subapical, the other near posterior angle. *UNDERSIDE* greyish-brown. *Forewing* with discal portion ferruginous; ocelli as above, but with irides smaller, and with minute white pupils; an indistinct streak closing the cell, and beyond it a transverse discal line, angulated externally beyond the ocelli. *Hindwing* irregularly and indistinctly tinted with fuscous, ferruginous, greenish and glaucous; but a large, medial, ferruginous patch near base; a curved discal series of seven irregular cuneiform spots, pale yellowish ferruginous, and an incomplete submarginal series of small ocelli, black with yellowish irides; two below apical and two above anal, angle. HEAD, thorax, abdomen, palpi and antennæ, brown; eyes ferruginous." (Lang, l. c.)

The MALE is unknown. *E. goolmurga* is evidently very closely allied to the preceding species, *E. maiza*, but the type specimen which, so far as we know, is unique, differs from the female of *E. maiza* to an extent which warrants its being kept distinct till more specimens are obtained; the differences are detailed in the description of *E. maiza*, female, which precedes. The type specimen was taken by Dr. Jerdon at Goolmurg at 9,000 feet elevation.

Genus 20.—**YPTHIMA**, Hübner. (PLATE XVII.)

*Ypthima*, Hübner, Verz. bek. Schmett., p. 63 (1816); id., Westwood, Gen. D. L., p. 394 (1851); *Ypthima*, Hewitson, Trans. Ent. Soc. Lond., third series, vol. ii, p. 283 (1864), *Monograph*.

"BODY small; wings rather large, entire, uniformly and plainly coloured; the forewing generally with a large ocellus near the apex. HEAD small, clothed with long hairs in front. Eyes prominent, naked. Antennæ not half the length of the forewing, very slender, ringed with white; terminated by a very slender club, gradually formed, with the joints short, and finely carinated beneath on the innerside. Palpi rather long, slender, acute at the tip, porrected obliquely, straight, compressed; the tip elevated to the level of the top of the eyes, and extending forward further than the length of the head; clothed beneath with long, straight, divergent, slender, bristly hairs; the terminal joint being but slightly hairy. Thorax small, clothed in front with woolly hairs. Abdomen elongated, slender, rather thickened at the tip in the males. FOREWING large, elongated, triangularly-ovate; costal margin well arched; apex rounded; outer margin entire, convex, about two-thirds of the length of the costal margin; inner margin nearly straight, three-fourths of the length of the costal one. Costal nervure strongly swollen at the base. Subcostal nervure with its first branch arising just before the anterior extremity of the cell; the second, third, and fourth branches arising at equal distances apart; the second at a considerable distance beyond the cell. Upper disco-cellular nervure nearly obsolete, arising at about half the length of the wing. Middle disco-cellular curved towards the base of the wing. Lower disco-cellular much longer, nearly continuous with the middle one, and united to the third branch of the median nervure at a short distance beyond its origin. Median nervure moderately [sometimes greatly] swollen at the base. Submedian nervure simple.

HINDWING triangularly ovate; costal margin rounded, as well as the outer margin, which is entire; inner margin slightly emarginate towards the extremity. Costal nervure extending to about two-thirds of the length of the costa. Subcostal nervure arising just opposite to the præcostal one; its branch arising at a considerable distance from the base. Upper disco-cellular arising at a short distance from the origin of the branch, oblique, slightly curved. Lower disco-cellular longer, also oblique, and very slightly curved; uniting with the third branch of the median nervure at a little distance beyond its base. FORELEGS of the MALE extremely minute, hairy, concealed among the hairs of the breast. Coxa long; remainder forming a very small oval articulated mass, much shorter than the coxa. Forelegs of the FEMALE small, but quite distinct, several times longer than those of the male, scaly, destitute of long hairs; the tibia shorter than the femur. Tarsus about equal in length to the tibia, rather widened to the tip, articulated; the tips of the joints beneath furnished with short spines. Claws wanting. Four hindlegs scaly, moderately elongate and slender; the femur moderately clothed beneath with hairs; tibiæ scaly, scarcely spined beneath; tibial spurs long; tarsi with longer spines on the sides beneath. Claws strong, curved, entire. Paronychia minute." (Westwood, l. c.)

*Ypthima*, or as it is sometimes spelt *Hyphthima*, *Yphthima*, and *Ipthima* is chiefly an Indian genus. Of the (about) forty species known, no less than twenty-six are found within our limits, but it has a peculiar distribution. Of the Indian species, eight are found in the Western Himalayas, one of which extends to the Eastern Himalayas, and another is found all over India in plains and hills, in suitable localities; one is found in Beluchistan; nine are found in the Eastern Himalayas and Khasi hills; three are found in the plains of North-east India; six are found in Burma; six are found in Central India; six at least are found in South India, of which three appear to be confined to particular ranges of hills; and three are found in Ceylon; but from the Andamans and Nicobars none have been recorded. Beyond our limits a few species are found in Africa, one in Madagascar, a few in the Malay Archipelago and Australia, and others in Japan and China extending to Amoorland.

The species of *Ypthima* are for the most part small insects, none reaching 2½ inches in expanse, and some of them are among the smallest of the *Rhopalocera*, the *Lycanidæ* and *Hesperiidæ* alone excepted. They are for the most part brown insects with ocelli on both sides of the wings, the underside being almost always finely reticulated with brown undulations on a paler ground; they have almost invariably a bipupilled ocellus on each side of the forewing, and from three to seven ocelli on the underside of the hindwing; but occasionally the ocelli on this wing are entirely wanting; on the upperside of the hindwing they are very variable even in the same species. In habits they are very similar to *Erebia* and *Callerebia*, occurring almost everywhere both in the hills and plains where there is grass, amongst which they take short weak flights, and continually settle; but they differ in distribution, the two latter being palaearctic forms, and only occurring within our limits in the Himalayas and outlying ranges. They may be distinguished from *Callerebia* by their usually much paler colouration, the prominence of their ocelli and of the undulations of the underside. Structurally they differ in the arrangement of the subcostal nervules of the forewing, having the first branch close to the end of the cell, the other three at equal distances beyond, while in all the other genera of this subfamily, except *Ragadia*, the first and second subcostal nervules both originate before the end of the cell; the median nervure of the forewing is usually only slightly swollen at the base, showing an approach in this feature to *Callerebia*, which feature is particularly noticeable in *Y. nikæa* which occurs on the same ground as the *Callerebias*; in only one species, *Y. bolanica*, is the median nervure highly dilated at the base.

The genus is, as in the case of *Epinephele*, *Amicera* and others, divisible into two groups, one of which has, and the other has not, a patch of densely packed scales on the forewing of the male insect. There has been considerable difficulty in identifying the species of *Ypthima* owing to this fact not having hitherto attracted attention, and to the meagre nature of the original descriptions which based the characters in many instances on the numbers of the ocelli—a very inconstant feature, or on comparison with other species to which they were erroneously supposed to be allied. But though the number of the ocelli is an unsafe guide,

the arrangement of them is distinct in all the various minor groups, and affords at once a clue to the affinities, due regard being always had to the fact that the disappearance of one or more, or the appearance of an additional one may frequently be looked for, it will be found that the incomplete or inflated series always gives sufficient trace of the original arrangement to make the identification easy. The ocelli of the upperside of the hindwing are too variable in many species to afford any guide whatever, while in others they seem fairly constant. The arrangement of the ocelli of the underside of the hindwing is given special prominence in the key.

### Key to the Indian species of *Ypthima*.

#### First group.

- A. Males with a broad patch of more densely packed scales on the upperside of the forewing along both sides of the median nervure with a somewhat silky appearance.
- a. UNDERSIDE of the hindwing with three ocelli, placed one near apex, and two near anal angle.
202. *Y. MOTSCHULSKII*, Khasi hills.
- ♂. UNDERSIDE of the hindwing with six ocelli (very rarely seven).
- a<sup>1</sup>. These ocelli placed in pairs in echelon, sometimes prominent, sometimes reduced to minute dots. The striation distinct.
- a<sup>2</sup>. Underside with only an indistinct median fascia.
203. *Y. MITHORA*, North India (?), Yunnan.  
*Y. NEWBOLDI*, Malacca.
- ♂<sup>2</sup>. Underside with subbasal, median, and submarginal fasciæ more or less distinct.
204. *Y. PHILOMELA*, India, Himalayas, Burma.  
205. *Y. MARSHALLII* Tenasserim.
- ♂<sup>3</sup>. These ocelli reduced to minute dots, often entirely wanting, but when visible arranged as in *Y. philomela*; the striation indistinct; the fasciæ clouded and often tinged with ochreous.
206. *Y. INDECORA*, Western Himalayas.
- c<sup>1</sup>. These ocelli placed, two near apex, and four in linear order from anal angle, the lower pair often geminated; the striation distinct.
- a<sup>2</sup>. Upperside with two subanal ocelli on the hindwing.
207. *Y. AVANTA*, Western Himalayas, Tenasserim.
- ♂<sup>2</sup>. Upperside with three subanal ocelli on the hindwing.
208. *Y. ORDINATA*, Bengal.

Of this group *Y. philomela* is the most widely spread as well as the most variable species in the genus, and is the only one that occurs in South India. *Y. motschulskii* is very similar in appearance to *Y. naveda* and its allies in the second group, the ocelli in these appear to be remarkably constant. *Y. avanta* and *Y. ordinata* most nearly resemble *Y. singala* and *Y. thora*; and the nearest approach to *Y. indecora* in the second group appears to be in *Y. inica*.

#### 202. *Ypthima motschulskii*, Bremer, Grey.

*Satyrus motschulskyi*, Bremer, Grey, Beitr. zur Schmett.-fauna nordl. China's, p. 8, n. 26 (1853); *S. motschulskiji*, Ménétrics, Enum. Corp. Anim., pt. i, p. 47, n. 782, pl. vi, fig. 5 (1855); *Ypthima motschulskiji*, Hewitson, Trans. Ent. Soc. Lond., third series, vol. ii, p. 290, n. 17 (1864).

HABITAT: North India, Khasi Hills, China.

EXPANSE: 1'55 to 2'00 inches.

DESCRIPTION: "UPPERSIDE fuscous; each wing with a single ocellus. UNDERSIDE cineraceous, densely undulated with rufous. Hindwing with three ocelli."

"Very near to *Y. pandocus*, but differs from it on the upperside in having the iris of the forewing slightly divided; and in having one ocellus only on the hindwing. UNDERSIDE undulated throughout, and with the apical ocellus of the hindwing larger, and bears a great resemblance to *Y. naveda* except in colour." (Hewitson, l.c.)

There is a species of *Ypthima* which occurs in Shillong, and which we for the present identify under this name; chiefly because a variety of *Y. motschulskii* from North India is mentioned by Mr. Butler in the Catalogue of the *Satyridæ* in the British Museum (p. 148); it is at once distinguished from all other species having only three ocelli on the underside of the hindwing, by the presence of a sexual brand on the *forewing* of the male placed along either side of the median nervure, which though concolorous with the rest of the wing, is easily seen on holding up the insect against the light, owing to the much greater density of the clothing of scales; the **UPPERSIDE** is more uniform in colour than in *Y. nareda* and its allies, with no trace of a dark submarginal line, and the colour is more fuliginous. On the **UNDERSIDE** too the colour is quite uniform rufous brown, covered throughout very finely and densely with cinerascens-ochreous striæ, with no bands or patches of any kind free from striation; the ocelli are as in *Y. nareda*, but rather smaller. The *forewing* is more triangular and the outer margin less convex than in *Y. nareda*.

Typical *Y. motschulskii*, as figured by Ménétriés from Pekin, has the underside clouded with whitish, especially on the *hindwing* as in *Y. pandocus*, but it, as well as the Indian variety here described, differs from *Y. pandocus* in having only a single ocellus on the upper side of the *hindwing*, and further in having the ocellus on the upper side of the *forewing* geminated rather than bipupilled. The Indian specimens measure 1.55 inches in expanse.

We have only as yet received specimens from Shillong, where it has been taken by Dr. E. R. Johnson in March, April, May and July, who writes that "it flies faster than *Y. newara*, frequents more open spaces, and is rather uncommon;" the **FEMALE** flies in May, and is somewhat larger, paler, and on the **UPPERSIDE** with traces of the whitish striation so conspicuous in *Y. newara*; on the underside it is equally uniform in colour and striation as the male, but the striation is coarser and the ocelli are larger.

### 203. *Ypthima methora*, Hewitson.

*Ypthima methora*, Hewitson, Trans. Ent. Soc. Lond., third series, vol. ii, p. 297, n. 19, pl. xviii, figs 20, 21 (1864), female.

**HABITAT**: North India, Upper Burma.

**EXPANSE**: 2 inches.

**DESCRIPTION**: "**FEMALE**: **UPPERSIDE** brown, undulated with grey towards the outer margins; the outer margins and *cilia* rufous-brown, traversed by a grey line. *Forewing* with one very large two-pupilled ocellus on both sides. *Hindwing* with five ocelli, all black, with pupils dull silver, with irides rufous, narrow. **UNDERSIDE** grey, closely undulated throughout with rufous-brown. *Both wings* crossed at the middle by a curved rufous band. *Hindwing* with six ocelli in pairs; the pupils of bright silver; the irides orange-yellow. Nearest to *Y. sakra*, but of very different aspect." (Hewitson, l. c.)

The only distinctive feature in the above description is the single curved rufous band crossing both wings on the underside. There are three males in the Indian Museum, Calcutta, taken by the Yunnan Expedition which, allowing for the difference in sex, correspond well with Hewitson's figure of this species. They are over two inches in expanse (2.1 to 2.2), and are distinct from *Y. philomela*, aberrant specimens of which sometimes equal them in size; but they belong to the same group, and have a distinct sexual mark on the *forewing*. They are more rufous in tone than *Y. philomela*; the striation of the underside is much more uniform and bolder; and the subbasal fascia is entirely absent, the submarginal scarcely traceable, and the median one alone distinct, but even that not so distinct as in *Y. philomela*.

Further, although Hewitson in his original description describes the ocelli of the upper side of the *hindwing* as pupilled with dull silver, in his figure, and also in all the three specimens in the Indian Museum, they are entirely blind, though large and prominent, and this seems in reality the most striking feature of the species.

An apparently allied species, of which the female alone is known, has been described from the Malay peninsula.\*

204. *Ypthima philomela*, Johanssen.

*Papilio philomela*, Johanssen, *Amoen. Acad.*, vol. vi, p. 404, n. 60 (1764); *Papilio philomelus*, Linnæus, *Syst. Nat.*, vol. i, pt. ii, p. 768, n. 123 (1767); *Papilio baldus*, Fabricius, *Syst. Ent.*, Appendix, p. 829 (1775); id., *Donovan's Ins. Ind.*, pl. xxxvi, fig. 2 (1800); *Satyrus baldus*, Godart, *Enc. Méth.*, vol. ix, p. 551, n. 184 (1819); *Ypthima baldus*, Hewitson, *Trans. Ent. Soc. Lond.*, third series, vol. ii, p. 286, n. 9 (1864); *Papilio lava*, Donovan (*nec.* Linnæus), *Nat. Rep.*, vol. ii, pl. lxxi (1834); *Ypthima laroides*, Westwood, *Gen. D. L.*, vol. ii, p. 395, n. 6 (1851).

HABITAT: India, Burma, Java, Sumatra, China.

EXPANSE: 1'35 to 2'30 inches; usually about 1'6 inches.

DESCRIPTION: MALE: UPPERSIDE brown. *Forewing* with one bipupilled ocellus. A broad streak of darker scales extending widely on both sides of the median nervure. *Hindwing* with from two to six ocelli. UNDERSIDE whitish, undulated throughout with brown, with three brown fasciæ, one submarginal, one discal and one subbasal, the latter sometimes indistinct. *Forewing* with one bipupilled ocellus. *Hindwing* with six placed in pairs in echelon. FEMALE: UPPERSIDE paler, with a broad submarginal nebulous band of whitish striæ on which the ocelli are placed, and which is defined inwardly and outwardly with a dark line, otherwise marked as in the male; the male also has traces of this nebulous band, but it is far less distinct.

*Y. philomela* has a very wide range, and is perhaps the most variable species of the genus; it has not been recorded from Ceylon, but it is found not uncommonly in the Ashambo hills in Travancore in the extreme south of the peninsula, and through the Wynaad along the Western Ghâts as far as Khandalla; we have no certain record of its occurrence on the east coast or in the Deccan, though it probably will be found in suitable localities throughout the peninsula and Central India; we have specimens from Manbhoom and Orissa, and in Lower Bengal, Eastern Bengal, and Assam it is one of the commonest species. In the Himalayas also it is found as far west as Chumba, and probably throughout the range eastward; in Sikkim it is not uncommon; it is found in the Khasi and Naga hills, Cachar, and in Arakan, Pegu and Tenasserim, and extends to Java. Mr. Distant does not mention it in his "Rhopalocera Malayana," but he appears to have figured and described it under the name *Y. methora* (p. 56, pl. vi, fig. 9, 1882).

The ocelli of the UNDERSIDE of the *hindwing* vary greatly in size and prominence, being sometimes almost entirely obsolete; when large each pair is coalescent, when small, all are well separated, but wherever they can be discerned the arrangement in pairs in echelon is distinct; occasionally a seventh minute ocellus appears below the lower discoidal nervule. On the UPPERSIDE of the *hindwing* the pair of ocelli on the median interspaces is always present (except in a single specimen from Tenasserim in which the upper one is wanting) and prominent, the upper and lower pairs are extremely variable, in some all four are present, and in these cases the ocellation of the upperside corresponds in arrangement with that of the underside; in others almost every variation is presented, every combination from two to six ocelli being represented. On the upperside of one *forewing* only in a female specimen from

\* *Ypthima newboldi*, Distant, HABITAT: Province Wellesley. EXPANSE: female, 1'65 inches. DESCRIPTION: "UPPERSIDE pale brown. *Forewing* with a large subovate paler fascia, placed transversely on apical half, and on which is a large black ocellated spot, with a yellow margin and with two small bluish talc-like eyes; this spot is placed a little beyond end of cell, its upper margin extending a little above first discoidal nervule, and its lower margin reaching the second median nervule. *Hindwing* with a broad pale submarginal fascia, on which are three ocellated black spots, with yellow margins and bluish talc-like eyes, the first and smallest of which is placed between second subcostal and discoidal nervules, and the other two, which are largest and placed close together, are situated nearer to the posterior margin, and between the median nervules. UNDERSIDE pale greyish, mottled with brown; ocellated spots as above, but *hindwing* having two additional smaller ones placed close together near anal angle, between third median nervule and submedian nervure and the small spot, as seen above, much larger beneath. Allied to *Y. methora*, Hewitson, but differs in having five instead of six ocellated spots on the underside of the *hindwing*, which have also a different and more unicolorous hue." (*Distant*, *Ann. and Mag. Nat. Hist.*, fifth series, vol. ix, p. 396 (1882), l. c.; idem, id., *Rhop. Malay*, p. 57, n. 3, pl. iv, fig. 6 (1882), female.)

Shillong, but on both wings on the underside; and in another female from Calcutta, on both wings on both sides, there is a small ocellus in the first median interspace.

Specimens from the Western Himalayas are the smallest and darkest, usually only the median pair of ocelli is present on the **UPPERSIDE**, which in them closely resembles that of *Y. indecora*; occasionally one of the upper pair is present, making three in all, and sometimes one of the lower pair appears; on the **UNDERSIDE** the ocelli are usually prominent, large, each pair coalescing; the striation is darker and the subbasal fascia is indistinct. Specimens from Sikkim are usually rather larger and paler; the **UPPERSIDE** shows greater variation in the ocellation; sometimes the upper pair is present and the lower entirely wanting; sometimes the lower pair is present and the upper wanting. In the plains of Lower and Eastern Bengal, Sylhet and Assam the colouration is paler still; all six ocelli are frequently present on the **UPPERSIDE** of the *hindwing*, especially in the females, but the most common form has five ocelli, the uppermost of the upper pair alone being obsolete; on the **UNDERSIDE** the ocelli are smaller, distinct, and all well separated; frequently they are minute and in some barely traceable. In our specimens from Shillong this feature is most developed; in scarcely a single specimen of the spring brood are the ocelli prominent, and in many they are for the most part obsolete on the underside, while on the upperside they are darker and usually with only the median pair of ocelli present on the hindwing; these latter are almost indistinguishable from *Y. indecora*; the July brood closely resembles specimens from Sikkim. These two distinct variations are also shewn in specimens taken by Dr. Anderson in the Mergui archipelago during the cold weather. Specimens from the Western Ghâts and hills of South India are intermediate between the Sikkim and Shillong forms; the ocelli are usually small or minute but distinct; specimens from Akyab correspond with those from Sikkim; but in Tenasserim the greatest variation is found in depth of colouration, in ocellation, and above all in size. A **MALE** from the Meplay valley measures two inches in expanse; the upperside is silky mouse-brown, the nebulous band distinct on the hindwing, barely discernible on the forewing, the apical pair of ocelli are prominent on the hindwing, while the subanal pair is represented by a single minute blind ocellus; the underside is very pale buff, the striation is pale and fine, and the fasciæ are prominent and dark, especially on the forewing; the ocelli of the hindwing are distinct but minute and well separated; and a **FEMALE** from the lower Thoungyeen forests is dark brown, the nebulous fasciæ prominent on both wings, the median pair of ocelli on the hindwing very large and prominent, with a single apical and a single subanal ocellus small and less distinct; on the **UNDERSIDE** the striation is bold and dark, the fasciæ prominent, the ocelli of the hindwing very large, each pair with the irides completely coalesced and encircled by a single dark outer line, the subanal pair being geminated.

*Y. philomela* is found in the Western Himalayas in July; in Sikkim from July to December; in Shillong in March, April and May, and again in July; in Lower and Eastern Bengal it is very common from May to July, and again in November, and probably throughout the year; in Cachar Mr. Wood-Mason took it in profusion from April to October; from Arakan, Pegu, Tenasserim, and the Mergui archipelago, we have specimens taken in all months from October to March; specimens from Khandalla and the Coessi Ghât in the South Konkan were taken by Mr. G. Vidal at the end of March; and from Travancore by Mr. Harold Fergusson at 2,000 feet elevation in March and April.

205. *Ypthima marshallii*, Butler.

*Y. marshallii*, Butler, Ann. and Mag. of Nat. Hist., fifth series, vol. x, p. 373 (1882).

**HABITAT:** Upper Tenasserim.

**EXPANSE:** 1.65 inches.

**DESCRIPTION:** "**UPPERSIDE** brownish grey; basal area more dusky than the external area. *Forewing* with a large oval subapical black ocellus, bipupillated with silver, and with dusky-bordered pale straw-coloured iris; an ill-defined submarginal dusky line. *Hindwing* crossed beyond the middle by an oblique subangulated indistinct dusky line; a small blind ocellus on the second subcostal interspace; two large round unipupillate ocelli on the

median interspaces, and two minute blind ocelli placed transversely near the anal angle; a wavy dusky submarginal line; base and an abdominal streak dark grey. *Body* blackish. *UNDERSIDE* whitish stone-brown, finely reticulated with grey; crossed in the middle by two subparallel dusky stripes, those of the forewing more distinct and tinted with yellowish; disc of forewing whiter than the rest of the surface; ocellus as above. *Hindwing* with all the ocelli very minute; an additional punctiform ocellus on first subcostal interspace."

"Allied to *Y. methora*; similar in shape. It appears to be quite constant." (*Buller*, l. c.)

The type specimen, which was taken by Capt. C. T. Bingham at Meplay in the Thoungyen valley in March, is in the British Museum.

This species is, of course, distinct from *Y. methora*, but we are unable to detect a single character by which it may be separated from *Y. philomela*, specimens of which from the same locality agree with this in every particular, except perhaps the presence of a dark grey abdominal streak, but a dark grey streak on a dusky brownish-grey ground is not easy to trace. No mention is made of the presence or absence of a male sexual streak on the forewing.

206. ***Ypthima indecora***, Moore.

*Y. indecora*, Moore, Proc. Zool. Soc. Lond., 1882, p. 238, pl. xii, fig. 7.

HABITAT: Western Himalayas.

EXPANSE: ♂, 1'25 to 1'50; ♀, 1'37.

DESCRIPTION: "Nearest to *Y. inica*, Hewitson. *UPPERSIDE* brown. *Forewing* with a darker subbasal oblique shade; a prominent, bipupilled, subapical ocellus. *Hindwing* with two smaller subanal ocelli. *UNDERSIDE* covered with very slender grey strigæ; two very faint brown fasciæ crossing middle of *both wings*, those on the *hindwing* waved. *Hindwing* with two subapical and three subanal, extremely minute, and indistinct silver-pupilled ocelli." (*Moore*, l. c.)

*Y. indecora* is really most nearly allied to *Y. philomela*; from *Y. inica* it is distinguished by the presence of the sexual streak in the forewing of the male, and by the invariable presence of two subanal ocelli on the upperside of the hindwing, *Y. inica* having no sexual streak, and only a single ocellus on the upperside of the hindwing. From *Y. avanta*, which is found in the same localities in the Western Himalayas, it differs on the upperside in having the ocellus of the forewing large, bipupilled, with distinct yellow iris, and the two on the hindwing each with a single silvery pupil, in these respects corresponding with *Y. ordinata*, and in two specimens that we possess there is a third anal ocellus on the hindwing, making the resemblance to *Y. ordinata* complete; but on the *UNDERSIDE* it is widely different from both; the ocelli of the *hindwing* when visible are arranged as in *Y. philomela*, but they are always exceedingly minute, and in a large majority of specimens are totally absent; the striation is much less distinct, and the fasciæ are more diffused and tinged with ochreous. In two male specimens on the upperside of the hindwing there is a moderate-sized ocellus above the discoidal nervule. The *FEMALE* has the *forewing* broader and more rounded at the apex, lacks the sexual streak of the male on the forewing.

Typical *Y. indecora* appears to be confined to the Western Himalayas, where it has been taken in Pangi, Kulu and Kangra, in April and July. But some varieties of *Y. philomela* in the east and south, in which the subanal ocelli of the upperside of the hindwing are obsolete, and those of the underside minute or obsolescent, approach it very closely indeed, so much so that it is almost impossible to distinguish to which species these varieties belong.

207. ***Ypthima avanta***, Moore. (PLATE XVII,\* FIG. 66 ♂).

*Ypthima avanta*, Moore, Proc. Zool. Soc. Lond., 1874, p. 567.

HABITAT: Western Himalayas; (*var.*) Burma.

EXPANSE: 1'25 to 1'50 inches; *var.* 1'70 inches.

\* Erroneously named *Y. ordinata* on the plate.

DESCRIPTION: "UPPERSIDE dark brown, with an indistinct bipupilled ocellus on the forewing, and two subanal ocelli on the hindwing. UNDERSIDE grey, numerously covered with dark brown narrow strizæ, and crossed with three brown fasciæ, the subbasal one being indistinct. Forewing with a bright oval ocellus bipupilled with silver. Hindwing with seven small prominent silver-pupilled ocelli, the upper third minute, the two anal geminated." (Moore, l. c.)

*Y. avanta* closely resembles *Y. singala* on the upperside, but has a sexual patch on the forewing of the male, which *Y. singala* lacks. On the underside the ocellation too is somewhat similar, but *Y. singala* almost always lacks the transverse dark fasciæ, which in *Y. avanta* are conspicuous. From *Y. indecora* it differs on the upperside in having the ocelli of the hindwing blind, and that of the forewing small, very indistinct, sometimes quite obsolete; and on the underside in having the ocelli distinct (though varying in size in different specimens), and always prominently pupilled with silver. From *Y. philomela* it is distinguished by the four lower ocelli on the underside of the hindwing being arranged in linear order, not in pairs in echelon.

The specimen described originally by Mr. Moore with, on the underside of the hindwing, "seven ocelli, the upper third minute," was evidently an aberrant form, for among all the numerous specimens we have seen, the seven ocelli appear in only a single one; all the rest have the minute upper third ocellus entirely wanting. Similar aberrations occur in *Y. philomela*, in which specimens with seven ocelli are even less uncommon. The FEMALE differs from the male only in having the wings rather broader; on the UPPERSIDE no sexual patch on the forewing, and the ocellus of the forewing more prominent and distinctly circled with yellow, and on the UNDERSIDE in the single typical specimen we have seen the ocelli are larger with wider yellow irides, the striation is somewhat coarser, and the subbasal fascia is less distinct. The size of the ocelli in the male also differs widely; in some they are minute with very narrow irides, in others large, with wide yellow irides.

*Y. avanta* is found in the Western Himalayas from April to August, being common in Kulu and extending to Kashmir on the west, and to Sikkim on the east.

A variety of this species has been taken in Tenasserim by Captain C. T. Bingham, which is considerably larger, 1.7 inches in expanse; the MALE is on the upperside slightly more fuliginous in colour, and the ocellus of the forewing is represented by a single indistinct dark spot; on the UNDERSIDE it is slightly paler, and the ocelli of the hindwing are very minute. The FEMALE is paler on the UPPERSIDE, with the ocellus of the forewing prominent, bipupilled, and with distinct yellow iris; and the two on the hindwing each with a single pupil; there is also on both wings a distinct indication of the broad nebulous submarginal band defined at both edges with darker lines which is so prominent in females of *Y. philomela*. The UNDERSIDE is as in the male, but still paler. The MALE was taken in the lower Thoungyeen forests in May, and the FEMALE in the Donat Range in January.

The figure (named erroneously *Y. ordinata* on the plate) shows the upper and undersides of a male specimen from Kulu, in the Indian Museum, Calcutta. In it the ocellus of the upperside of the forewing is rather more distinct than is usual, and the pupils of the ocelli of the underside of the hindwing, which are silvery and prominent, have unfortunately not come out in the plate; these ocelli are also larger in this specimen than in typical ones, though we have other examples with the ocelli twice as large.

208. *Ypthima ordinata*, Butler.

*Y. ordinata*, Butler, Proc. Zool. Soc. Lond., 1880, p. 148, pl. xv, fig. 3.

HABITAT: Bengal.

EXPANSE: 1.4 inches.

DESCRIPTION: "Nearly allied to *Y. lisandra*, rather darker. UPPERSIDE: Forewing with the ocellus less widely zoned. Hindwing with three ocelli in an oblique decreasing series from third median branch to anal angle. UNDERSIDE decidedly browner, the transverse

stripes less prominent. *Hindwing* with six ocelli, forming a regular but interrupted series, two at apical angle, and two on median interspaces of nearly equal size, and two smaller, unequal and confluent at the anal angle; all these ocelli have a single small plumbageous pupil." (*Butler*, l.c.)

The habitat given for *Y. ordinata*, "Bengal," which may mean anything from Kashmir to Orissa, is too vague to afford any clue as to its affinities. In *Butler's* figure of *Y. ordinata* the underside is indistinguishable from our figure of *Y. avanta*, Plate XVII, fig. 66 (erroneously named *Y. ordinata* on the plate), except that in *Butler's* figure the cell of the forewing is shorter, the disco-cellulars less oblique and defined by a brown litura; the figure of the upperside has the ocellus of the forewing much more prominent, with distinct yellow iris, and on the hindwing there is a third anal ocellus in a line with the other two:

The ocelli on the underside of the hindwing are prominent, and arranged precisely as in *Y. avanta*, but on the upperside the presence of the third ocellus on the hindwing is the character which apparently should distinguish it. We have a single specimen taken in the Sikkim tarai in July, in which this third ocellus is minutely present, and which should be *Y. ordinata*, but it is indistinguishable from some specimens of *Y. avanta* in which the ocelli of the underside are large.

### Key to the Indian species of *Ypthima*.

#### *Second Group.*

- B. Males without the patch of densely packed scales along the median nervure on the upperside of the forewing.
- a. UNDERSIDE of the hindwing with three ocelli, placed one near the apex, two near the anal angle.
- a<sup>1</sup>. These ocelli large; ground-colour uniform ochreous, densely striated with brown; forewing with the submarginal brown fascia wide at inner margin.  
209. *Y. NAREDA*, Western Himalayas.
- δ<sup>1</sup>. These ocelli larger and brighter; ground-colour whiter on hindwing; the striation bolder; forewing with the submarginal fascia even throughout.  
210. *Y. NEWARA*, Eastern Himalayas, Khasi Hills, Assam.
- c<sup>1</sup>. These ocelli smaller; ground-colour much clouded with white; striation irregular in density; forewing with submarginal and median fasciæ more or less distinct.  
211. *Y. PANDOCUS*, North India, Burma, Java.  
*Y. CORTICARIA*, Malacca.
- d<sup>1</sup>. These ocelli variable in size, ground-colour uniform whitish; striation uniform; no fasciæ on the hindwing.  
212. *Y. ARIASPA*, Central India, Punjab.
- e<sup>1</sup>. These ocelli usually minute; forewing with the ocellus with a dark outer zone, below which is a rufous space devoid of undulations.  
213. *Y. ASTEROPE*, Western Himalayas, Central India, Bombay.
- δ. UNDERSIDE of the hindwing with no trace of ocelli.
- a<sup>1</sup>. Hindwing with four irregular clouded interrupted bands on the underside, and only a single ocellus on the upperside.  
214. *Y. INICA*, Central India.
- δ<sup>1</sup>. Hindwing distinctly striated on the underside, the striation not uniform in density, but with no fasciæ; no ocelli on the upperside. Forewing with dark outer zone to the ocellus, but the rufous space below undulated.  
215. *Y. NARASINGHA*, Sikkim.
- c. UNDERSIDE of the hindwing with four ocelli placed in pairs, two near apex and two near anal angle.  
216. *Y. RYAGRIVA*, Himalayas.

- d. **UNDERSIDE** of the hindwing with four ocelli placed one near apex, and three in a line from the anal angle, the anal one bipupilled or geminated, sometimes divided, making five ocelli altogether.
- a<sup>1</sup>. The three lower ocelli not placed on a complete dark fascia, the anal one bipupilled.
- a<sup>2</sup>. Both wings brown.
217. Y. HUBNERI, India, Burma, Malayana.
- δ<sup>2</sup>. The lower half of the hindwing pure white.
218. Y. CEYLONICA, Ceylon, Madras, Orissa.
- δ<sup>1</sup>. The three lower ocelli placed on a complete dark fascia, the subanal one geminated, sometimes divided, making five ocelli altogether.
- a<sup>2</sup>. The fasciæ of both wings converging towards the hinder angle.
219. Y. CHENUI, Nilgiris.
- δ<sup>2</sup>. The fasciæ subparallel.
- a<sup>2</sup>. Hindwing greyish; the striation not uniform; the fasciæ prominent.
220. Y. ROBINSONI, Pulni Hills.
- δ<sup>2</sup>. Dark brown throughout; the striation very faint; the fasciæ indistinct; irides obsolete.
221. Y. YPTHIMOIDES, Ashambo hills.
- e. **UNDERSIDE** of the hindwing with four to six ocelli, typically six in pairs, but one or two often obsolete.
- a<sup>1</sup>. These ocelli in linear order, the ground-colour greyish white.
- a<sup>2</sup>. The fasciæ of the underside very indistinct or obsolete.
- a<sup>3</sup>. Upperside with the ocellus of the forewing obsolete; underside with the ocelli well formed and distinct.
222. Y. SINGALA, Ceylon, Central Provinces, North-West Himalayas.
- δ<sup>1</sup>. Upperside with the ocellus of the forewing prominent; underside with the ocelli minute on the hindwing.
223. Y. THORA, Ceylon.
- δ<sup>2</sup>. The fasciæ of the underside distinct, prominent, the ocelli all very prominently pupilled with silver.
224. Y. BOLANICA, Beluchistan.
- δ<sup>1</sup>. These ocelli in irregular order, the apical and anal pair geminated, the median distinct, the ground-colour ochreous, uniformly and densely striated; the fasciæ indistinct or wanting.
- a<sup>2</sup>. The apical pair of ocelli completely coalescing, not divided by a yellow iris.
225. Y. SAKRA, Himalayas, Khasi and Naga hills.
- δ<sup>2</sup>. The apical pair of ocelli geminated but divided by the yellow iris.
226. Y. NIKAEA, Western Himalayas.
- c<sup>2</sup>. Of very small size, otherwise closely resembling *Y. sakra*.
227. Y. TABELLA, The Wynaad.

209. **Ypthima nareda**, Kollar. (PLATE XVII, FIG. 63 ♂).

*Satyris nareda*, Kollar, in Hügel's Kaschmir, vol. iv, pt. ii, p. 451, n. 12 (1844); *Ypthima nareda*, Hewitson, Trans. Ent. Soc. Lond., third series, vol. ii, p. 284, n. 6, pl. xvii, fig. 6 (1864), male.

HABITAT: Himalayas.

EXPANSE: 1.45 to 1.70 inches.

DESCRIPTION: "Wings entire. UPPERSIDE fuscous, both wings with a single black ocellus with yellow iris, bipupilled in the forewing. UNDERSIDE undulated with yellowish; hindwing with three ocelli." (Kollar, l. c.)

This is the common species of the Western Himalayas. The MALE insect has no sexual patch on the wings; and the FEMALE only differs by its slightly paler colouration, rather larger ocelli, and broader more rounded wings. On the UPPERSIDE the outer margin is slightly paler than the rest of the wings, and bears an indistinct dark submarginal line, less distinct on the hindwing. On the UNDERSIDE there is a rufous brown submarginal band on the forewing, narrow at the apex and wide at the inner margin; all the rest of the wing being rufous brown, closely and delicately undulated with yellowish striæ; the ocelli are large, black, with bluish-silver pupils, and yellow iris, bordered with a narrow outer ring of brown; that on the forewing is subapical, oblong, and bipupilled, those on the hindwing are rounded, one subapical large, and two subanal smaller, the lower of the two latter the smallest, and sometimes bipupilled. Hewitson remarks that the anal ocellus is bipupilled in the female, but his figure of the female belongs to the next species, *Y. newara*, and the bipupillation of the anal ocellus in reality occurs casually in both sexes.

*Y. narada*, as here restricted, appears to be found only in the Western Himalayas, being replaced in the East by the next species, *Y. newara*. It occurs at from 6,000 to 8,000 feet elevation in suitable localities throughout the Western Himalayas, and is not uncommon. We have specimens from Kashmir taken in June at 8,200 feet elevation; from Pangri and Kulu taken in May and July; and from the neighbourhood of Simla in July; it also occurs at Mussoorie and probably in Kumaon.

The figure shows the upper and undersides of a male specimen from Kulu in the Indian Museum, Calcutta.

#### 210. *Ypthima newara*, Moore.

*Ypthima newara*, Moore, Proc. Zool. Soc. Lond., 1874, p. 567; *Y. narada*, Hewitson, Trans. Ent. Soc. Lond., third series, vol. ii, pl. xvii, fig. 7 (1864), female.

HABITAT: Nepal, Sikkim, Assam, Cachar, Upper Burma.

EXPANSE: 1·6 to 2·0 inches.

DESCRIPTION: "MALE: UPPERSIDE brown. Forewing with a single subapical ocellus. Hindwing with two subanal ocelli, the former bipupilled, and the latter with a single pupil of bright blue. UNDERSIDE yellowish grey, partly covered with numerous short brown strigæ; both wings with a narrow submarginal brown fascia. Forewing with a single bipupilled ocellus as above. Hindwing with three ocelli, the apical one very large, the anal bipupilled, the other one with a single bright blue pupil. FEMALE: UPPERSIDE brown, externally with short pale strigæ, both wings with a single ocellus. UNDERSIDE as in the male."

"Differs from *Y. narada*, Kollar, in being somewhat larger, the female striated above, the ocelli of both sexes much larger on the underside, and the position of the ocellus on the forewing being less inwardly oblique." (Moore, l. c.)

Specimens of *Y. newara* from Sikkim are very distinct, but the Nepal race on which the species is founded seems to approximate to *Y. narada* far more than the Sikkim race does; and it is not improbable that this may be merely a geographical variety of *Y. narada* which it replaces in the Eastern Himalayas. The whitish striæ on the UPPERSIDE of the female which cover the outer half of both wings form a well-marked character, and on the UNDERSIDE the very large and brightly coloured ocelli in both sexes, and the even character of the brown submarginal band not widening out below the ocellus, as well as the much bolder striation of the rest of the wing serve to distinguish it.

The second subanal ocellus on the upperside of the hindwing is not constant in the male, and it more frequently occurs in the female, being a casual not a sexual variation. There is no sexual patch in the male.

We have specimens of *Y. newara* from Nepal; from Sikkim taken by Messrs. Otto Möller and de Nicéville in October at about 3,000 feet elevation; from Sibsagar in Upper Assam; from Shillong in the Khasi Hills taken by Dr. E. R. Johnson in May and July; from Cachar taken by Mr. Wood-Mason in May and July; and others brought by the Yunnan Expedition.

211. *Ypthima pandocus*, Moore.

*Ypthima pandocus*, Moore, Horsfield and Moore, Cat. Lep. E. I. C., vol. i, p. 235, n. 506 (1857); id., Hewitson, Trans. Ent. Soc. Lond., third series, vol. ii, p. 290, n. 16, pl. xviii, fig. 12 (1864); *Ypthima pandocus*, Butler, Cat. Lep. B. M., *Satyridæ*, p. 149, n. 5 (1868).

HABITAT: N. India, Mergui, Java.

EXPANSE: ♂, 1.5; ♀, 1.75 inches.

DESCRIPTION: "Wings fuscous. Forewing on both sides with one ocellus. Hindwing with two on the upperside. UNDERSIDE whitish, clouded and undulated with rufous. Hindwing with three ocelli." (Hewitson, l. c.) The original description by Moore, which is appended for reference,\* is of little use, as it is given in comparison with a species from China with which it has but little affinity; the description, moreover, is certainly meagre and apparently inaccurate, for no *Ypthima* that we are acquainted with has only two ocelli on the underside of the hindwing, unless it be by accidental or varietal obliteration of one or more; and two of the original specimens of *Y. panioeus* from the East India Museum are now in the India Museum, Calcutta, and have three (not two) ocelli, as correctly described by Hewitson.

The types of *Y. pandocus* are from Java; they have on the upperside a submarginal dark line within which is an obsolete paler band on which the ocelli of both wings are placed. The underside differs from that of all others in this group by having the ground-colour partially whitish, and the density of the striation very irregular, so that large patches of whitish almost free from striation are left, especially on the hindwing; they are over one and a half inches in expanse.

We have seen nothing from North India agreeing altogether with the types, but we have several specimens, among them one from the old East India Museum collection, labelled "India" and named *Y. pandocus*, agreeing fairly well in colour and markings though very much smaller, barely over an inch in expanse. *Y. pandocus* may be distinguished from *Y. asterope*, the only other species with similar ocellation of the hindwing with so small an expanse, by the greater prevalence of whitish on the underside of the hindwing; and by the absence of the outer brown ring to the ocellus on the underside of the forewing. Besides the specimen labelled "India" referred to above, we have others taken at Barrackpore in November, and at Mergui in March.

An allied species or variety from Malacca has been described by Butler under the name of *Y. corticaria*†; it is redescribed and figured by Distant, but we are unable to discover in what way it is supposed to differ from *Y. pandocus*. Distant's remarks (Rhop. Malay., p. 56, 1882) show that the ocelli in this species are variable, which is borne out by the North Indian examples of *Y. pandocus*, and other allied species; the second subanal ocellus on the upperside of the hindwing is often found in *Y. newara* and sometimes in *Y. naveda*.

\* *Ypthima pandocus*, Moore. DESCRIPTION: "UPPERSIDE as in *Ypthima lysandra*, but with only two ocelli on the hindwing, the lower ocellus being at the anal angle and very small. UNDERSIDE with the hindwing having only two ocelli." (Moore, l. c.)

† *Ypthima corticaria*, Butler, Trans. Linn. Soc. Lond., second series, vol. i, Zoology, p. 537 (1876); idem, id., Distant, Rhop. Malay., p. 55, pl. vi, fig. 8 (1882). HABITAT: Malacca. EXPANSE: 1.7 inches. DESCRIPTION: "UPPERSIDE. Both wings greyish brown, an inner submarginal streak, and an outer submarginal line, blackish, diffused. Forewing with a large subapical oval black ocellus, with two plumbaginous pupils, and a testaceous iris surrounded by a dusky line; a similar smaller unipupillated rounded ocellus near anal angle of hindwing. UNDERSIDE: Both wings white, densely reticulated with brown, two ill-defined, interrupted, central, subparallel lines; a submarginal streak and line as above. Forewing with the ocellus brighter and better defined than above, outer border pale brown, bounded by the inner submarginal streak. Hindwing with three ocelli, one at apex (below which is sometimes another extremely small ocellus), and two placed obliquely at anal angle, the lower one small and irregular. Allied to *Y. naveda*." (Butler, l. c.)

In his Rhopalocera Malayana, Mr. Distant remarks: "This species also exhibits the inconstancy of ocellated macular markings. In the type specimen described by Butler there was only one spot on the upperside of the hindwing near the anal angle, whilst on the underside the duplex one of the specimen here described was single. In another Malaccan specimen in the British Museum there is a fourth very small ocellated spot below the one at apex."

212. *Ypthima ariaspæ*, Moore.

*Ypthima ariaspæ*, Moore, Proc. Zool. Soc. Lond., 1874, p. 568.

HABITAT: Punjab, Central India.

EXPANSE: 1.1 to 1.4 inches.

DESCRIPTION: "MALE: UPPERSIDE dark brown. *Forewing* with a subapical bipupilled ocellus. *Hindwing* with a small subanal ocellus. UNDERSIDE whitish grey, with numerous narrow brown uniform prominent strigæ. *Forewing* with the ocellus as above. *Hindwing* with a single large subapical ocellus, and two smaller ocelli from anal angle."

"This species is similar in appearance to *Y. narada*; the ocelli of the upperside are smaller, the ground-colour of the underside being much paler, more uniformly covered with strigæ, and without transverse brown fasciæ." (Moore, l. c.)

We have only seen *Y. ariaspæ* at present from Mhow in Central India, where it was taken by Colonel C. Swinhoe in May, and again in November. It differs from *Y. motschulskii*, the only other species in which the underside is uniformly coloured and striated throughout, by having the underside whitish with brown strigæ coarser and prominent, instead of rufous brown with very fine yellowish strigæ; and more conspicuously by the male being entirely devoid of the sexual streak of the forewing. The tone of the upperside which is equally uniform is fuscous, not fuliginous. The wings are rounded as in *Y. narada*, but it is a smaller insect.

A small variety of this species has also been taken by Colonel Swinhoe at Mhow in November; it differs not only in size, but in its generally darker tone. On the underside the ground-colour is rufous-grey, rather than whitish-grey, but with the same uniform prominent brown strigæ; the ocelli of the underside are much smaller, minute in two, and scarcely visible in one specimen; and in one specimen the ocellus on the upperside of the hindwing is altogether absent.

213. *Ypthima asterope*, Klüg.

*Hipparchia asterope*, Klüg, Symb. Phys., pl. xxix, figs 11-14 (1832); *Ypthima asterope*, Hewitson, Trans. Ent. Soc. Lond., third series, vol. ii, p. 283, n. 1 (1864).

HABITAT: India, Java, China, Syria, Africa.

EXPANSE: 1.25 to 1.50 inches.

DESCRIPTION: UPPERSIDE: "Wings fuscous. *Forewing* with a single ocellus. UNDERSIDE cineraceous, undulated with rufous. *Hindwing* with three ocelli, pupilled with silvery." (Hewitson, l. c.). The ocellus of the *forewing* is of course present on the underside also, and has almost always two silvery pupils. On the upperside the hindwing is sometimes immaculate, often with a single small subanal ocellus, and occasionally with three, the upper and lower very minute. The FEMALE is somewhat larger and paler coloured than the male, but its markings are similar.

"This species may be easily known from all others by the circular band of brown which passes round the ocellus on the underside of the forewing, as well as by a rufous space (sometimes clouded with brown), below the said circular band free from undulations. As will be seen from the localities quoted, it is widely distributed, and differs considerably in size. *Y. norma*, of Westwood, [Gen. D. L., vol. ii, pl. lxxvii, fig. 1, 1851], from China, I believe to be only a small variety of this species, darker, and wanting the ocellus on the upperside of the forewing; [*hindwing* is evidently meant; Westwood's figure shews an ocellus on the upperside of the forewing, but none on the hindwing] there are similar varieties from the Holy Land. Specimens from Calabar and Natal do not differ from those of Europe [?], except in having the ring of brown which encircles the ocellus of the forewing more distinctly marked above, as in *Y. norma*, and in having the underside more clouded with rufous strigæ." (Hewitson, l. c.)

*Y. asterope* is a wide spread and somewhat variable species; the ocelli of the underside are smaller than in any other species with only three ocelli on the underside of the hindwing, often

minute, and sometimes scarcely visible, but the characters given above by Hewitson will always serve to distinguish it. It occurs in India in the Western Himalayas, and probably throughout Continental and Peninsular India in suitable localities. We have specimens from Chumba, Kussowli, Naini Tal, Sind, Khandesh, Nagpur, Mhow and Poona. Specimens from Chumba, taken in March by Major C. H. T. Marshall, are very dark in colour, the subanal ocellus on the upperside of the hindwing is prominent in all, and in one there is a smaller ocellus on each side of it, making three in all; the underside is uniformly striated on the hindwing, except in one specimen, which has a trace of a median rufous fascia. Specimens from Mhow, taken in May by Colonel C. Swinhoe, are paler and more whitish on the underside; and in all of them there is a trace, more or less distinct, of a median rufous fascia on the hindwing; the ocelli are very minute and in many of them scarcely traceable. Specimens from Poona, taken in October by Colonel Swinhoe, are typical, all having the ocelli minute but prominent, and only one or two showing a trace of the median rufous fascia on the underside. A single specimen from Hyderabad in Sind is a typical female; so are also two specimens from Amri and Ghindwara in the Central Provinces taken in October by Mr. J. A. Betham.

214. *Ypthima inica*, Hewitson.

*Ypthima inica*, Hewitson, Trans. Ent. Soc. Lond., third series, vol. ii, p. 284, n. 5, pl. xvii, fig. 5 (1864).

HABITAT: East India.

EXPANSE: 1·7 inches, *Hewitson* (about 1·4 in his figure), 1·1 to 1·3 inches.

DESCRIPTION: "UPPERSIDE rufous-fuscous, each wing with a single ocellus. UNDERSIDE cineraceous, undulated with rufous. Forewing with a single ocellus. FEMALE: UPPERSIDE rufous-brown, with a single ocellus on both wings. UNDERSIDE with rufous undulations throughout. Forewing with the ocellus as above. Hindwing without ocelli, clouded with darker colour."

"Closely allied to *Y. asterope*, but without the circular brown band which surrounds the ocellus on the forewing of that species, and also without the rufous space (devoid of undulations) near the anal angle." (*Hewitson*, l. c.)

The only precise record of the occurrence of *Y. inica* that we have received is from Lieutenant-Colonel C. Swinhoe, who writes that "it was very common at Mhow in Central India from November until March, when it was replaced by *Y. asterope*, which has been just as common ever since, but I have not captured a single *Y. inica* since the 20th March. I have also *Y. inica* from Paras Pani near Mirzapur taken in February." Not one of these specimens that we have seen come anywhere near the dimensions given by Hewitson (1·7 inches in expanse); they are all far smaller, ranging from 1·1 to 1·3 inches only in expanse; but they correspond well with the description, and some examples which were sent to the British Museum were identified by Mr. Butler as *Y. inica*, Hewitson; so that they may be accepted as *Y. inica* pending further research. These are, as Hewitson remarks, very closely allied to *Y. asterope*, and the fact recorded above by Colonel Swinhoe suggests the idea that they may be only the winter brood of that species. They are easily distinguishable from all other species in which the ocelli of the underside of the hindwing are entirely absent by the markings of that wing which on the underside has four irregular, interrupted, generally clouded and indistinct dark bands, the intervening spaces paler, and about the middle of the wing often washed with ochreous. The MALE of *Y. inica* has no trace of the sexual patch on the forewing. *Y. indecora*, which most nearly approaches it in the aspect of the underside, may be distinguished by its larger size, the presence of the sexual patch in the male, and of at least two ocelli on the upperside of the hindwing.

215. *Ypthima narasingha*, Moore.

*Ypthima narasingha*, Moore, Horsfield and Moore, Cat. Lep. E. I. C., vol. i, p. 236, n. 509 (1857); id., Hewitson, Trans. Ent. Soc. Lond., third series, vol. ii, p. 291, n. 21, pl. xviii, fig. 19 (1864).

HABITAT: Sikkim.

EXPANSE: 2 inches.

DESCRIPTION: "UPPERSIDE with only one ocellus on the forewing. UNDERSIDE greenish-grey, covered with short undulated darker striae, the one ocellus on the forewing

only, beneath which are two descending dark lines to posterior margin." (Moore, l. c.) "UPPERSIDE fuscous. Forewing with a single ocellus on both sides. UNDERSIDE cineraceous, undulated with rufous. Hindwing with minute white dots. The only species which has no ocelli on either side of the hindwing. On the underside some minute white spots occupy the place where in other species the ocelli are placed." (Hewitson, l. c.)

We have never seen this rare species, and are at a loss to recognise its affinities; the entire absence of ocelli from the upperside of the hindwing occurs in other species only in aberrant examples here and there, as in *Y. singala*. In Hewitson's figure (uncoloured) of the underside of *Y. narasingha* in the hindwing the striation is less dense at the outer margin, and again across the middle of the wing, giving a somewhat clouded appearance on the submarginal and basal areas; but besides the undulations there is no indication of any other markings whatever. On the forewing the dark line encircling the ocellus is remarkable; it is nearest to that of *Y. asterops*, but lacks the rufous space below devoid of undulations; the line starts from the inner edge of the ocellus to about the lower median nervule, where it is continued parallel to the inner margin, then sharply curving upwards continues parallel to the outer margin, disappearing before it reaches the costa, having a curiously quadrate appearance.

216. ***Ypthima hyagriva***, Moore. (PLATE XVII, FIG. 64 ♀.)

*Ypthima hyagriva*, Moore, Horsfield and Moore, Cat. Lep. E. I. C., vol. i, p. 235, n. 507 (1857); id., Hewitson, Trans. Ent. Soc. Lond., third series, vol. ii, p. 291, n. 20, pl. xviii, fig. 11 (1864).

HABITAT: Himalayas.

EXPANSE: 1.5 to 1.9 inches.

DESCRIPTION: "UPPERSIDE with only two ocelli, one being at apex of the forewing, the other on the hindwing near the anal angle. UNDERSIDE yellowish. Hindwing covered with short narrow undulated striae, with two anterior and two posterior ocelli; a marginal line and submarginal streak blackish." (Moore, l. c.) "Easily known from all the other species by the broad submarginal line of brown on both sides, by the geminated oval ocelli near the apex of the hindwing, and the ochreous colour of the underside." (Hewitson, l. c.)

The UPPERSIDE is dark brown, slightly paler externally, and with a blackish submarginal line, obsolete in the male, but prominent in the FEMALE; the ocellus of the forewing is variable, sometimes rounded, with a single pupil, sometimes ovate with two pupils; the UNDERSIDE is ochreous brown, the submarginal line prominent in both sexes. The ocelli are large and prominent, black, with a single bluish-white pupil to each on the hindwing, broad yellow iris and dark outer line. The uniform colouring of the forewing on the underside (the hindwing only being striated), and the arrangement of the ocelli of the hindwing, a large geminated pair at the apex, and another large geminated pair at the anal angle, render this species notably distinct; the nearest approach to it being some aberrant examples of *Y. nikaa*. The male has no trace of the sexual patch on the forewing. *Y. hyagriva* was originally described from Darjiling, but we have only as yet received it from the Western Himalayas, where it does not appear to be common. Mr. A. Graham Young took it in the Kulu Valley in August and September.

The figure shows the upper and undersides of a female specimen from Kulu, in the Indian Museum, Calcutta.

217. ***Ypthima huobneri***, Kirby. (PLATE XV II, FIG. 65 ♂.)

*Y. philomela*, Hübner (nec Linnaeus), Zutr. Ex. Schmett., figs. 83, 84 (1818); *Ypthima philomela* Hewitson, Trans. Ent. Soc. Lond., third series, vol. ii, p. 284, n. 4 (1864); *Ypthima philomela*, Butler, Cat. Lep. B. M., *Satyrida*, p. 152, n. 18 (1868); *Y. huobneri*, Kirby, Syn. Cat. D. L., p. 95, n. 18 (1871); idem, id., Distant, Rhop. Malay., p. 57, pl. vii, fig. 5 (1882), female.

HABITAT: Peninsular and North India, Burma, Malay Peninsula, Sumatra, Java, Celebes.

EXPANSE: 1.2 to 1.5 inches.

DESCRIPTION: "UPPERSIDE fuscous; forewing with one ocellus; hindwing with two. UNDERSIDE whitish, undulated with rufous; forewing with one ocellus, hindwing with four,

placed one near the apex, and three together towards the anal angle; they are indistinctly pupilled with silver." (*Hewitson*, l. c.)

*Y. huebneri* is a very variable insect; typically the UPPERSIDE of the MALE is uniform rather pale fuliginous brown, with an indistinct dark submarginal line on both wings, and two ocelli on the *hindwing*, and one large bipupilled ocellus on the *forewing*. The UPPERSIDE of the FEMALE has two indistinct bands of whitish striæ on the *forewing*, one on either side of the ocellus meeting at the hinder angle, and continued on the *hindwing* as an indistinct submarginal pale band, and the ocellus of the *forewing* is larger with prominent yellow iris margined with brown. On the UNDERSIDE in both sexes the ocelli are typically prominent on both wings, the ground-colour is whitish, especially on the *hindwing*, finely but not very densely striated with rufous-brown; a marginal rufous line on both wings, a short line from the lower edge of the ocellus on the *forewing*; and a median fascia distinct on the *forewing*, but disappearing on the *hindwing*.

The variations of the UPPERSIDE, which are casual and common to both sexes, are as follows:—(a.) With the *forewing* immaculate; and again with great diversity in the size and prominence of the ocellus when present. (b.) With the *hindwing* immaculate. (c.) The *hindwing* with a single ocellus between the lower median nervules. (d.) The *hindwing* with a second ocellus between the upper median nervules. (e.) The *hindwing* with a third minute (sometimes geminate) ocellus at the anal angle. (f.) The *hindwing* with a fourth ocellus at apex, the ocellation in this case being similar to that of the underside.

The variations of the UNDERSIDE are in the ocellation of the *hindwing*, every gradation being found from prominent very black ocelli with minute silvery pupils, and wide pale ochreous irides, to minute dots, and in some cases no trace of ocelli whatever; and also there is a slight variation in the density of the rufous striæ, and in the prominence of the rufous fasciæ; where the ocelli are minute or obsolete, the striation is, as a rule, less dense, giving a paler, more whitish, tone to the whole, and at the same time the narrow rufous bands are more prominent, and on the *hindwing* the median band is more irregular.

In one very aberrant female specimen from Calcutta the yellow irides of the ocelli on the underside of the *hindwing* coalesce, forming a distinct yellow submarginal band, defined on both sides with a dark line, and bearing besides the usual four ocelli, a fifth and sixth, minute, placed one on each side of the discoidal nervule. In another female from Sibsagar the subapical ocellus is highly irregular in shape, having apparently two, if not three, other minute ocelli coalescing with it on its margin.

Where the ocelli of the underside are traceable, *Y. huebneri* can be distinguished from all others by their number and position, except from *Y. ceylonica*, *Y. chenui*, and *Y. robinsoni*. *Y. ceylonica* has the lower half of the *hindwing* pure white on both sides, and *Y. chenui* and *Y. robinsoni* have the rufous bands of the underside very broad and prominent, and the three subanal ocelli of the *hindwing* placed on the dark submarginal band.

Where the ocelli of the underside are indistinguishable on the *hindwing*, the species is not so easy to determine; from *Y. philomela* and its allies, *Y. ordinata*, *Y. indecora*, *Y. methora*, *Y. marshallii*, &c., it can be distinguished by the absence of the sexual patch on the *forewing* of the male; from *Y. narasingha* by its smaller size, and by the presence of the rufous fasciæ on the underside; from *Y. inica* by its larger size, whitish colour of the underside and comparatively uniform striation; and from *Y. asterope* by the absence of the large outer brown band encircling the ocellus on the underside of the *forewing*.

*Y. huebneri* is very common in the neighbourhood of Calcutta, throughout the year, and in Assam as far north as Sibsagar at any rate; and in both these localities every variation appears to be represented. We have specimens also from Manbhoom both with and without the ocelli on the upperside of the *hindwing*; and typical specimens from the Sikkim tarai taken by Mr. Otto Möller from July to September; also from Akyab taken in July; from Pegu taken in May and June, and from Gyne in Burma, taken by Captain C. H. E. Adamson in January. In these latter the male is typical, the female has the ocelli minute, and the rufous median

fascia prominent on the underside. Lieutenant-Colonel C. Swinhoe has taken a few specimens at Mahableshwar in May which are typical. Mr. G. Vidal took numerous specimens in March on the Coessi and Onomed Ghâts, in the South Konkan, and in these all the males were typical, with prominent ocelli on the underside of the hindwing, and the median fascia obsolete; while all the females have the ocelli minute or obsolete, and the median fascia prominent. Typical specimens have also been taken in the Upper Godavari districts, by Mr. C. R. Morris in September; and at Trevandrum and in the Ashambo Hills, in May, by Mr. Harold Fergusson. The specimens from the South are much darker in tone than those from North-East India. Two male specimens from Chumba notably differ from typical *Y. huebneri* in the uniform colour of the upperside with no dark marginal line, and in the uniformly and densely striated underside, with no trace of fasciæ. These are the only specimens we have seen from North-West India, and are a distinct geographical variety.

The figure shows the upper and undersides of a male specimen from Barrackpore in Major Marshall's collection.

218. *Ypthima ceylonica*, Hewitson.

*Ypthima ceylonica*, Hewitson, Trans. Ent. Soc. Lond., third series, vol. ii, p. 288, pl. xviii, figs. 14, 15 (1864); *Ypthima ceylonica*, Moore, Lep. Cey., p. 25, pl. xii, figs. 5, male; 5 a, female (1880).

HABITAT: Ceylon, Travancore, Madras, Orissa.

EXPANSE: 1.1 to 1.55 inches.

DESCRIPTION: "UPPERSIDE rufous-brown. *Forewing* with one large ocellus, with two silver pupils. *Hindwing* with the outer half white, the outer margin and a submarginal line of black; one obscure ocellus and a minute black spot. UNDERSIDE white, undulated with rufous-brown. *Forewing* with the ocellus as above, thickly undulated towards the outer margin. *Hindwing* slightly undulated near the margins, with four ocelli, one near the apex, three near the anal angle, the outer ocellus minute, blind, the anal ocellus with two pupils of silver."

"The ocelli on the underside of the hindwing differ much. In one specimen, three are perfect, one blind; in another two only are perfect." (Hewitson, l. c.)

This is a very remarkable species; on the UPPERSIDE the lower half of the hindwing is pure snowy white, contrasting strongly with the brown hue of the rest of the wing; the FEMALE is similarly coloured to the male, but both sexes show considerable variation. On the UPPERSIDE of the *hindwing* there is often a subapical black spot, with sometimes a smaller one below it, and three rather large subanal perfect ocelli, sometimes one or more blind; the upper one is often minute and the lower one sometimes wanting altogether. On the UNDERSIDE the *forewing* is undulated throughout, finely and sparingly towards the base, densely on the outer area; the *hindwing* is typically almost entirely pure white, there being only a few delicate undulations near the margins, but in some specimens the basal area is also undulated, and in others again the undulations extend, though sparingly, over the entire wing. The ocellation of the underside is as in *Y. huebneri*, and as in that species is variable.

Till quite recently *Y. ceylonica* was believed to be confined to the island of Ceylon; but it has now been taken in Travancore by Mr. H. Fergusson, and in Orissa by Mr. W. C. Taylor, and Mr. Kirby records it from Madras. In the Orissa specimens the striation of the underside is denser and shows a considerable approximation to *Y. huebneri*, to which it is evidently closely allied. The male has no trace whatever of the brand on the forewing.

In Ceylon *Y. ceylonica* is "very common at Galle and Colombo among grass and weeds by the roadside. Flight short, constantly settling down on leaves or in grass." (Hutchison).

219. *Ypthima chenui*, Guérin.

*Satyris chenu*, Guérin, in Deless. Souv. Voy. Ind., pt. ii, p. 77, pl. xxi, figs. 2, 2 a (1843), female; *Ypthima chenu*, Hewitson, Trans. Ent. Soc. Lond., third series, vol. ii, p. 285, n. 7 (1864); *Ypthima chenui*, Kirby, Syn. Cat. D. L., p. 95, n. 15 (1871).

HABITAT: Nilgiri Hills, South India.

EXPANSE: 1.33 to 1.75 inches.

DESCRIPTION: "UPPERSIDE greyish-brown, with some fine nebulous paler striæ towards

the outer margin. *Forewing* with, near the apex, a large round black ocellus with wide yellow iris, and two small pupils of shining blue. *Hindwing* with two much smaller ocelli, black, with yellow iris, and a single very small blue pupil, placed submarginally between the median nervules. **UNDERSIDE** ashy-grey with numerous small undulated transverse brown striae. *Forewing* with the ocellus as on upperside. *Hindwing* with three [four in the figure] ocelli, the two of the upperside, and a third near the costa and more distant from the outer margin, [and a fourth towards the anal angle, minute, geminate. This latter ocellus, though omitted from the original description, is clearly shown in Guérin's figure, and is of much importance as showing the affinity of the species with *Y. huebneri* rather than with *Y. motschulskii*]. *Forewing* with the outer margin of a yellowish-brown, and two bands of the same colour starting nearly from the same point on the inner margin near the hinder angle and diverging towards the costa, the one within the other beyond the large subapical ocellus. *Hindwing* with the external margin equally yellowish-brown, and with three bands of the same colour, and the commencement of a fourth band, on which is placed the ocellus near the costa. The band near the base is slightly arched, and does not reach the inner margin; the two others diverge from the anal angle to the costa on either side of the apical ocellus. *Body* and *antennæ* brown, the underside variegated with grey. There are also smaller individual specimens which do not at all differ from this description." (Guérin, l. c.)

*Y. chenui* is a rare species. Guérin's figure is evidently that of a female, and the single female specimen in Mr. de Nicéville's collection, which is the only one that we have seen, corresponds exactly with it; the male is apparently unknown, but it is probable that the smaller specimens referred to above by Guérin were males, and that the sexes do not differ in colouration. Unfortunately the original descriptions of the species in this genus, in no case mention the sexual mark on the wing of the male insect, but it is most probable that in this species the male mark is wanting. It flies in July in the Nilgiri Hills.

#### 220. *Ypthima robinsoni*, Distant.

*Y. robinsoni*, Distant, Ann. and Mag. of Nat. Hist., fifth series, vol. x, p. 406 (1882).

**HABITAT**: Pulni, and Rhodi canal, South-India.

**EXPANSE**: 1.27 inches.

**DESCRIPTION**: "UPPERSIDE very dark fuliginous. *Forewing* with an ovate ocellated spot (black, with two small bluish centres and an ochraceous margin) placed a little beyond the cell, its upper margin reaching just above the upper discoidal nervule, and its lower margin extending a little beneath the first [third] median nervule. *Hindwing* with two small rounded ocellated spots (black, with a bluish centre and ochraceous margin) placed between the median nervules. **UNDERSIDE**: *Forewing* slightly paler than on upperside, with the ocellated spot brighter, and crossed by two dark transverse fasciæ, the first near the apex of the cell, and the second somewhat submarginal. *Hindwing* greyish, with numerous dark strigæ, which are very thickly and confluent situate at the basal area, and crossed by three dark fuscous fasciæ, the first and narrowest very slightly curved, passing through the middle of the cell, the middle one very oblique, crossing the apex of the cell, and the third submarginal, broadest near the apex, and narrowing towards the anal angle; between the second and third fasciæ the colour is very pale greyish, and contains a small ocellated spot between the subcostal nervules; on the dark outer fascia are three ocellated spots, placed two between the median nervules and one between the first median nervule and submedian nervure; all these spots are black, with bluish centres and ochraceous margins. *Body* and *legs* more or less concolourous with the wings."

"This species is allied to *Y. chenui*, Guérin, from which it differs, on the underside, by the darker colouration, the different direction of the two dark fasciæ on the forewing, which do not approximate towards each other on the inner margin as in Guérin's species, and also by the second and third dark fasciæ on the hindwing, which in *Y. robinsoni* are subparallel and placed somewhat close together, the ocellated spots much smaller, &c." (Distant, l. c.)

We have never seen *Y. robinsoni*, but from the description it appears to approximate very closely to *Y. ypthimoides*, if indeed the two descriptions do not apply to one and the same species.

No indication of difference between the sexes is given, nor is any mention made of the presence or absence of the sexual patch on the forewing of the male; in all probability this mark is absent as in *Y. huebneri*.

221. *Ypthima ypthimoides*, Moore.

*Callerebia yp.himoides*, Moore, Trans. Ent. Soc. Lond., 1881, p. 307.

HABITAT: Hills of Travancore, South-India.

EXPANSE: ♂, 1.5 to 1.9; ♀, 1.9 to 2.0 inches.

DESCRIPTION: "MALE and FEMALE: UPPERSIDE dark olive-brown. Forewing with a bipupilled ocellus encircled by a narrow indistinct orange-yellow border. Hindwing with two small subanal ocelli. UNDERSIDE numerous covered with grey strigæ. Forewing with the ocellus as above, and a slight brownish submarginal and a discal fascia. Hindwing with three broader and more distinct transverse fasciæ, a small apical ocellus and four lower, smaller, decreasing ocelli." (Moore, l.c.)

Originally described as a *Callerebia*, but the arrangement of the subcostal nervules of the forewing is as in *Ypthima* to which it certainly belongs; the colour approaches that of a *Callerebia*, but the markings are those of an *Ypthima*. The genus *Callerebia* is restricted in India to the Himalayas and outlying ranges.

Mr. Fergusson writes from Trevandrum: "*Ypthima ypthimoides* is to be found on the hills here only on grass land near the tops of the hills. The specimens I got were from two localities—one a small patch of grass about an acre in extent, at an elevation of 3,500 feet, and the other on a grass hill called Pon Mudi (golden hill) about 3,000 feet; here they were fairly abundant." It also occurs in April at Colathoorpolay Patnas, 4,000 feet, Travancore.

In the nine males which Mr. Fergusson has sent us there is no variation on the upperside, but on the underside of the hindwing in one specimen there are two additional ocelli, placed one on either side of the discoidal nervule, and in one female on the upperside of the hindwing there are two additional small geminate ocelli at the anal angle; and in another female there are three further additional small ocelli placed above the two large median ocelli, making seven in all. On either side of the outer dark fascia on the underside of the hindwing there are two pale, almost white fasciæ, in fresh specimens.

222. *Ypthima singala*, Felder.

*Ypthima singala*, Felder, Vehr. zool.-bot. Gesellsch., vol. xviii, p. 283 (1868); *Ypthima singala*, Moore, Lep. Cey., p. 24, pl. xii, figs. 3, 3a (1880), male.

HABITAT: Ceylon, India.

EXPANSE: 1.3 to 1.5 inches.

DESCRIPTION: "MALE: UPPERSIDE brown. Hindwing [typically immaculate] with one, sometimes two, small, indistinct, subanal spots encircled with yellow. UNDERSIDE cinereous, numerous covered with short brown strigæ. Forewing with transverse indistinct brown discal and marginal band, and a prominent bipupilled ocellus. Hindwing with six [five in the figure, the uppermost being absent] small well-formed ocelli disposed in regular linear order, the first upper being very minute. FEMALE: UPPERSIDE: Forewing with a subapical bipupilled ocellus. Hindwing with three small subanal ocelli. UNDERSIDE as in the male." (Moore, l.c.)

Felder's original description\* is given in comparison with *Y. lysandra*, Hewitson, nec

\* *Y. singala*, Felder. DESCRIPTION: "MALE a little larger than *Y. lysandra*, Hewitson, nec Cramer. Forewing with the apex, hindwing with the anal angle more produced, the disco-cellular nervules of the forewing more oblique, and, therefore, the upper angle of the cell more drawn back. UPPERSIDE, both wings (in our specimen) immaculate. UNDERSIDE pale hoary, much more densely and uniformly striated with fuscous. Forewing with an ocellus with narrower iris than in that species. Hindwing with five small ocelli, three lower in the same line, the second (below the second subcostal branch) and the fourth (between the first and the second median branches) a little larger." (Felder, l.c.)

Cramer; it is clear that the species identified by Hewitson with *Y. lysandra*, Cramer, was not that species, but what it really was we cannot ascertain. The true *Y. lysandra* is from China, and is very distinct, the **UPPERSIDE** being uniform rather dark brown, with one bipupilled ocellus on the *forewing*, and three subanal prominent on the *hindwing*. The **UNDERSIDE** is ochreous, uniformly striated with brown. *Forewing* with the ocellus as usual, no dark fasciæ, the inner margin broadly white. *Hindwing* with two prominent subapical ocelli on a short dark band, beyond and in continuation of which is a whitish fasciæ to the inner margin; below this is another short dark band from anal angle bearing three prominent ocelli placed in a line.

*Y. singala* was originally described from a specimen from Badulla in Ceylon at an elevation of 3,000 feet. In Moore's "Lep. Ceylon" it is stated to be "rare; a few specimens only taken in long grass on borders of coffee-plantations at Buselowe, 3,000 feet elevation." (Hutchinson). In the Indian Museum, Calcutta, there are five specimens of the male, three of them typical with no ocelli on the upperside on either wing, and two have two subanal ocelli on the hindwing, the upper minute and evanescent. On the underside of the *hindwing* four ocelli are always present, one above the discoidal nervule, and one below each median nervule; sometimes there are six by the appearance of a minute apical and a minute subanal ocellus, and sometimes five by the absence of one or other of these latter: the linear arrangement of these ocelli distinguish *Y. singala* from all other species of this group except *Y. thora*, which is closely allied to it, and *Y. bolanica* which is otherwise widely diverse. The **MALE** of *Y. singala* has no trace of a sexual patch on the forewing.

Until recently *Y. singala* was believed to be confined to the island of Ceylon, but in October last a pair, male and female, were taken by Mr. J. A. Betham in the Central Provinces near Nagpore, which are inseparable from Ceylon examples. A specimen in Major Marshall's collection, taken at Barrackpore in November, seems to link this species with *Y. huebneri*, the third and fourth ocelli of the hindwing are slightly out of line, the anal pair is geminated, and the first is larger than the second. In Colonel Lang's collection are two typical males from Kussowli; and a very aberrant male from the Rajmahal district, with the fasciæ on the underside of the hindwing very prominent.

223. **Ypthima thora**, Moore.

*Y. thora*, Moore, Lep. Cey., p. 24, pl. xii, figs. 4, 4a (1880), male.

**HABITAT**: Ceylon.

**EXPANSE**: ♂, 1·4 inches.

**DESCRIPTION**: "MALE: **UPPERSIDE** brown. *Forewing* with a prominent subapical bipupilled ocellus. *Hindwing* with a small indistinct subanal ocellus. **UNDERSIDE** cinereous, numerously covered with short delicate brown strigæ. *Forewing* with a very indistinct discal and marginal band, ocellus prominent. *Hindwing* with five very minute ocelli, disposed in linear order." (Moore, l. c.) **FEMALE** somewhat paler than the male, wings broader, the markings identical.

We have never seen this species; it is evidently very closely allied to *Y. singala*, but appears to be distinct, though the only point of difference is on the upperside of the *forewing*, which has an ocellus which is absent from male *Y. singala*, though present in the female of that species. It is not known whether the **MALE** has or has not a sexual patch on the forewing; in all probability it is absent, as in *Y. singala*.

224. **Ypthima bolanica**, Marshall, n. sp.

**HABITAT**: Mach, Bolan Pass, Beluchistan.

**EXPANSE**: ♂, 1·6 inches.

**DESCRIPTION**: **MALE**: **UPPERSIDE** dark brown, (distinctly glossed with purple in some lights when fresh as in *Callerebia*). *Forewing* with a prominent black ocellus with two large bluish-silver pupils and narrow yellow iris, ringed with dark brown, then with mottled greyish

more broadly, and then again with dark brown. *Hindwing* with one black ocellus very prominently pupilled with bluish-silver between the lower median nervules some distance from the margin, and two bluish-silver specks on the submarginal dark brown line; the margin of both wings narrowly whitish, defined on the inside with dark brown; the *cilia* brown. **UNDERSIDE** greyish-white, covered more or less with fine reddish-brown striæ. *Forewing* with the ocellus as on upperside. *Hindwing* with six ocelli, the first three in a line from the costa small, the third minute, the fourth between the first and second median branches large, the fifth and sixth geminated at the anal angle, all prominently pupilled with bluish-silver as on the upperside; the *cilia* brown, the margin of both wings narrowly pure white, inwardly defined by a brown line, then a whitish mottled line, broadest at costa of forewing and ending at the fifth ocellus of the *hindwing*; two brown lines one on each side of the ocellus of forewing, and meeting below it, continued on the *hindwing* as a single narrow band on which the first three ocelli are placed, and terminating just beyond the third; a short brown line from the costa of forewing, defined exteriorly with whitish, and again another brown line continued across the *hindwing* to the abdominal margin, and on the latter wing defined externally with whitish, the basal area more densely striated than the external area; no defined fascia on basal half.

*Y. bolanica* is unlike any other known species of this genus; it perhaps most nearly approaches *Y. ordinata* in the markings of the underside, but there is no trace of a subbasal fascia; the median and submarginal fasciæ are much more distinct, the ground-colour beyond the median fascia is whiter, and the ocellation is very different, the six ocelli of the *hindwing* being nearly in a straight line. The median nervure is much swollen at the base, more so than in any other species; and there is no trace of the sexual patch on the forewing of the MALE.

Taken by Lieutenant-Colonel Swinhoe, in whose collection the type specimen is, at Mach in the Bolan Pass in September, 1879.

225. ***Ypthima sakra***, Moore. (PLATE XVII, FIG. 67 ♂.)

*Ypthima sakra*, Moore, Horsfield and Moore, Cat. Lep. E. I. C., vol. i, p. 236, n. 508 (1857); id., Hewitson, Trans. Ent. Soc. Lond., third series, vol. ii, p. 290, n. 18, pl. xviii, fig. 18 (1864).

HABITAT: Himalayas, Khasi and Naga Hills, Upper Burma.

EXPANSE: 1.85 to 2.1 inches.

DESCRIPTION: "UPPERSIDE [brown], with five ocelli, one being on the *forewing*, three near anal angle, and one (but indistinct) near anterior angle of the *hindwing*. **UNDERSIDE** yellow, covered with short narrow dark brown striæ. *Hindwing* with geminated anterior, and three single posterior ocelli." (Moore, l. c.)

For remarks see the next species, *Y. nikæa*.

The figure shows the upper and undersides of a male specimen from Shillong in the Indian Museum, Calcutta.

226. ***Ypthima nikæa***, Moore.

*Ypthima nikæa*, Moore, Proc. Zool. Soc. Lond., 1874, p. 567.

HABITAT: N.-W. Himalayas.

EXPANSE: 1.7 to 2.1 inches.

DESCRIPTION: "UPPERSIDE dark brown; pupils of ocelli blue. *Forewing* with a subapical bipupilled ocellus (smaller than in *Y. sakra*). *Hindwing* with two subanal ocelli. MALE sometimes with only one subanal ocellus. **UNDERSIDE** grey, with numerous short brown narrow strigæ. *Forewing* with the ocellus as above, and a distinct brown submarginal transverse fascia. *Hindwing* with five ocelli, the two apical being the largest and joined together, though having a yellow band between them; the other three ocelli in a linear series from anal angle, the anal one bipupilled."

"Differs from *Y. sakra* in its smaller size, darker colour above and greyer below; and may be distinguished by the difference of the apical ocelli on the hindwing, which in *Y. sakra* have no intervening yellow band." (Moore, l. c.)

This species seems to us to be but a casual variety of *Y. sakra*. Taking the absence of the yellow intervening band between the apical ocelli of the underside of the hindwing, as given by Mr. Moore, as the test character, we have specimens of *Y. sakra* from the Eastern hills of Manipur, Shillong in the Khasi hills, Sikkim, Simla, Pangl, and various localities in the Chumba State which borders on Kashmir: while we have *Y. nikka* from many localities in the North-West Himalayas, and a typical specimen from the eastern hills of Manipur.

Of the specimens of *Y. sakra*, that from Manipur has only three ocelli on the UPPER SIDE of the hindwing, the apical one being absent; those from Shillong have four ocelli, the one nearest the anal angle being however minute or obsolescent, and one specimen (the one figured) has only two ocelli; the specimens from Sikkim are typical, having all four ocelli prominent; one from Chumba is also typical, with all four ocelli prominent; one from Simla has three ocelli, the one nearest the anal angle being absent; others from Pangl and Chumba have only two ocelli placed between the median nervules (as in the Shillong specimen figured), the upper one sometimes minute. On the UNDER SIDE there is more uniformity, all the specimens having the five ocelli of the hindwing—two apical, three subanal—prominent, except in one specimen from Simla, in which the ocellus of the upper median interspace is minute, and another has this ocellus absent altogether, and one from Kujjar in the Chumba State has the anal ocellus quite round with a single pupil. There is considerable variation in the density and coarseness of the striation, in the tone of the ground-colour, and the prominence of the submarginal dark band: the Eastern specimens are as a rule yellower, the striation is coarser, and the submarginal band more prominent; but there are exceptions to every point. The FEMALE has broader wings, and the upperside is less uniform in colour, having frequently a broad nebulous submarginal band of pale striæ, these striæ sometimes extending with more or less density over the entire wing.

The specimens of *Y. nikka* vary quite as much, but the occurrence of four ocelli on the UPPER SIDE of the hindwing is very rare; usually there are two, and frequently there is only one; the anal ocellus is generally altogether wanting, the ocellus between the lower median nervules is always present; the one between the upper median nervules is also found in both sexes wherever the ocelli are limited to two in number, and occasionally there is a third ocellus above the discoidal nervule. On the UNDER SIDE typically the ocelli are five in number as in *Y. sakra*, but frequently the ocellus of the upper median interspace is absent, leaving two near apex and two near anal angle, presenting very much the appearance of *Y. hyagriva*; the density and coarseness of the striation, the tone of the ground-colour, and the prominence of the submarginal dark band, are all as variable as in *Y. sakra*. The FEMALE differs from the male as in *Y. sakra*.

In both species and in both sexes there is occasionally a second ocellus on the underside of the forewing placed in the lower median interspace. The uniform brown of the upperside, and the uniform striation of the underside, together with the large size, serve to distinguish both *Y. sakra* and *Y. nikka* from other species of the genus.

*Y. sakra* was taken in the Manipur hills in May by Mr. A. O. Hume; in Shillong it occurs in May and also in September; in Sikkim it has been taken at an elevation of 7,000 feet in September; in the N.-W. Himalayas it has been taken in Chumba at 6,000 feet elevation in April and May by Major C. H. T. Marshall; and throughout the hills at 6,000 to 8,000 feet elevation it is common in the rains on grassy slopes and at the edges of forests.

*Y. nikka* was also taken in May in the Manipur hills; and in the N.-W. Himalayas it occurs in April and May, and throughout the rains it is extremely common at 6,000 to 8,000 feet elevation in suitable localities; out of a large series taken by Mr. de Nicéville at Simla there is not a single specimen of *Y. sakra*, and though by no means universal, *Y. nikka* is evidently the dominant form in the west, as *Y. sakra* is in the east.

227. *Ypthima tabella*, Marshall, n. sp.

HABITAT: Wynaad, South India.

EXPANSE: ♂, 1.15 inches.

DESCRIPTION: MALE: UPSERSIDE brown, uniform in shade. *Forewing* with a not very prominent bipupilled ocellus. *Hindwing* with two submarginal ocelli between the median nervules, the upper one minute. UNDERSIDE paler brown, with greyish undulations most numerous on the hindwing. *Forewing* with the ocellus as usual. *Hindwing* with six ocelli placed in pairs in echelon, the apical pair geminate on the lower subcostal nervule, the upper minute, the median pair complete but touching on the median interspaces, the anal pair geminate, the lower being extremely minute, the outer margin somewhat darker, but no trace otherwise of fasciæ on the underside. No sexual patch on forewing on upperside.

At first sight *Y. tabella* appears to be only a dwarf specimen of *Y. sakra*, but the grayer tone of the striation of the underside, the subanal ocellus being geminated not bipupilled, the very small size, and also the locality from whence it comes, mark it as distinct. It is distinguished from *Y. philomela* and its allies by the absence of the sexual mark in the male. Nothing approaching *Y. sakra* is known to occur south of the Khasi hills in the vast intermediate country between them, and the Wynaad where *Y. tabella* appears.

## Genus 21.—RAGADIA, Westwood. (PLATE XV.)

*Neonympha*, subgenus *Ragadia*, Westwood, Gen. D. L., vol. ii, p. 376 (1851).

"Distinguished from *Neonympha* [an American genus] by the very singular arrangement of the veins of the wings, especially of the hindwing; the lower disco-cellular nervule being placed almost at the base of the wing, and furnished with an elongated pouch in the males. The costal nervule of the forewing is alone swollen at the base." (*Westwood*, l. c.)

BODY slender. HEAD wide, *antennæ* slender, distinctly articulated, with a slender gradually formed club. EYES almost naked. PALPI moderately long, densely clothed in front with rather long bristly hairs, not tufted at the back, terminal joint slender. FOREWING somewhat elongate; *costa* slightly curved; *outer margin* oblique, slightly convex; *costal nervule* alone swollen at the base, the remaining nervules simple; *disco-cellular nervules* concave, the *upper* very short, the *middle* long, the *lower* longer still, and joining the median nervule at an acute angle some distance beyond the origin of its second branch; *subcostal nervule* with its branches free and short, the *second* originating beyond the cell, as in *Ypthima*; *discoïdal nervules* from the junctions of the disco-cellulars, the upper one originating very close to the subcostal nervule. HINDWING rounded; *präcostal nervule* very short, curved outwardly; *costal nervule* curved at base, and joining the costal margin at about one-half its length. *Subcostal nervule* almost straight; *discoïdal cell* very short and acute; *discoïdal nervule* curved at its base and appearing to originate from the subcostal nervule below; the lower *disco-cellular* appearing to originate from the subcostal at some distance nearer the base, then acutely angled outwardly and joining the median nervule at a very acute angle some distance before the origin of its *first* branch; along its free part closing the cell it is simple in the FEMALE, but in the MALE it is developed along its underside into a narrow glandular pouch, and on the upperside is furnished with a small tuft of fine long hairs which lie along it. FORELEGS of the FEMALE slender, destitute of hairs, the joints of the *tarsus* very short, dilated, distinct, each furnished with a single spine on the lower side, and appearing as a clubbed termination to the slender leg; of the MALE wanting in our only specimen.

*Ragadia* is a very remarkable and aberrant genus; and its affinities are difficult to determine; according to the characters taken in the key to the genera it should have come in the first group, as the apex of the cell in the hindwing is distinctly *not* beyond the origin of the second median nervule, nor are the eyes entirely destitute of hairs; of the first group it has most affinity with *Mycælesis*, especially in the dilation of the disco-cellular nervule in the hindwing and the tuft of hairs along it in the male, but its nearest ally is evidently *Ypthima*, with which it corresponds in the arrangement of the subcostal nervules of the forewing; in the brilliant

silver pupillation of the ocelli; in the shape of the wings and in habits. It differs in style of colouration and structurally in having the median nervure of the forewing simple, though, even in this feature some species of *Ypthima* approach it; but the curious construction of the cell of the hindwing places it apart by itself. Only a single species of this genus is found within our limits, occurring in Burma and North-Eastern Bengal; and only one other species is known which inhabits Java, Borneo, and the Philippine Islands, with varieties in Mindanao and Luzon. The Indian species is a small brown insect with whitish transverse bands crossing both wings, and with a complete discal series of silver-pupilled ocelli on both wings on the underside.

228. *Ragadia crisilda*, Hewitson. (PLATE XV, FIG. 36 ♀.)

*R. crisilda*, Hewitson, Ex. Butt., vol. iii, *Euptychia* et *Ragadia*, figs. 5, 6 (1862), female.

HABITAT: Sylhet, Tenasserim.

EXPANSE: ♂, 1·6; ♀, 1·85 inches.

DESCRIPTION: MALE and FEMALE: "UPPERSIDE brown, *both wings* crossed at the middle by a broad oblique band of white; both with a narrow band of white parallel to the outer margin, obscured towards the apex of the *forewing*, [and both showing the pale basal bands of the underside through by transparency]. UNDERSIDE white; *both wings* with the outer margin and five transverse bands brown, three parallel bands before the middle (crossing the *forewing* obliquely), the fifth band near the outer margin narrow; the fourth beyond the middle [broad], marked with numerous ocelli, on the *forewing* by six of equal size, [in our specimens of both sexes there are eight ocelli, the upper one minute, the two lowest small placed in the interspace below the first median nervule]; on the *hindwing* by seven [six in our male specimen], the third and fifth the largest; the seventh (near the anal angle) minute; all black, with silver pupils, the iris orange; the second, third, and fourth ocelli of the *hindwing* enclosed in one iris." (Hewitson, l. c.) The FEMALE is slightly larger than the male, and has the wings broader and more rounded, the white markings all sullied; all the ocelli larger.

*R. crisilda* is apparently a rare insect. It was originally described from Sylhet, and Colonel Lang's collection contains two males from that locality; Kirby notes it from the Khasi hills, (if this is correct it probably only occurs at the foot of them), and the Indian Museum, Calcutta, has two specimens, believed to have been taken in Cachar. The only recent record of its capture is by Captain C. H. E. Adamson, who took several specimens flying among long grass by the Aploon Choung in the neighbourhood of Moulmein in October, the only occasion on which he ever saw them.

The figure is taken from a female specimen in the Indian Museum, Calcutta, from Cachar, and shows both upper and undersides.

Genus 22.—ERITES, Westwood. (PLATE XVI.)

*Satyris* [*Hipparchia*], subgenus *Erites*, Westwood, Gen. D. L., vol. ii, p. 392 (1851); *Erites*, Distant, Rhop. Malay., p. 46 (1882).

"FOREWING somewhat elongate and narrow, with the *costa* arched and slightly convex at its apex, the *apex* rounded [sometimes slightly falcate]; *outer margin* nearly straight, or very slightly waved inwardly about the middle; *inner margin* nearly straight [about equal in length to the outer margin]; *costal nervure* very strongly dilated at the base; *first* and *second subcostal* nervules emitted before the end of the cell; *upper disco-cellular* nervule very short, directed a little outwardly at base, and then somewhat concavely in its greater length to apex; *lower disco-cellular* nearly straight, and very slightly directed either outwardly or inwardly. HINDWING irregularly subovate, with the outer margin waved and produced into an obtuse angle or tail near the first [third] median nervule; nervules well separated at their origin; *disco-cellular* nervules about or almost subequal in length, the upper one concave, the lower one almost straight. [HEAD wide]; *eyes* prominent and naked; *palpi* clothed beneath with fine long semi-erect hairs, somewhat separated and placed in tufts; *antennæ* slender, the apical portion slightly and gradually thickened." [BODY slender]. (Distant, l. c.)

This is a very beautiful genus; the wings are delicate and semi-transparent; the forewing has a large ocellus at the hinder angle, and four small ones above it, and the hindwing has a complete submarginal row of ocelli, and both wings are crossed by two median fasciæ, the outer one much angled on the hindwing; the markings of the underside show through by transparency on the upperside. The wings of the FEMALE are slightly broader than in the male, the forelegs are long, slender, destitute of hairs; of the MALE shorter, and very hairy. The male has no sexual glands or tufts of hair.

*Erites* is an Indo-Malayan genus; only five species are known; the type *E. medura* is found in Java and Sumatra; two species are found within our limits, one in Tenasserim and the other in Cachar; the remaining two are found in Borneo and Labuan. The Indian species both appear to be local and not common even where they occur.

### Key to the Indian species of *Erites*.

A. Wings pale brown, forewing with a large black ocellus at the hinder angle.

a. The forewing not falcate; the large ocellus blind on upperside; and with a large bluish-silver pupil and wide well-defined ochreous iris on underside.

229. *E. ANGULARIS*, Tenasserim.

b. The forewing somewhat falcate, the large ocellus with prominent pure white pupil and narrow indistinct iris on both upper and undersides.

230. *E. FALCIPENNIS*, Cachar.

229. *Erites angularis*, Moore. (PLATE XVI, FIG. 50 ♀.)

*E. angularis*, Moore, Proc. Zool. Sec. Lond., 1878, p. 225; id., Distant, Rhop. Malay., p. 46, pl. v, fig. 3 (1882), male.

HABITAT: Upper Tenasserim, Perak.

EXPANSE: 2.12 to 2.50 inches.

DESCRIPTION: "MALE: Wings longer than in *E. medura*, Horsfield\* (from Java); the forewing being more produced at the apex and the hindwing posteriorly. UNDERSIDE similarly marked, excepting that the yellow-bordered black spot on the forewing is more oval, and the spots on the hindwing smaller, this wing also having the inner yellow band acutely angled in the middle." (Moore, l. c.)

MALE: UPPERSIDE light brown. Forewing fuscous towards the outer margin; all the markings of the underside showing through by transparency. Hindwing with five black submarginal spots, with or without small yellowish pupils, the fifth on the lower median interspace the largest, with distinct yellow iris and fuscous outer ring, the rest with the yellow iris and fuscous ring decreasingly fainter; three dark brown lines on the margin following its contour and divided by yellow lines, prominent on the hindwing, obsolescent on the forewing. UNDERSIDE pale brown, pearly on the hindwing. Forewing undulated throughout with fuscous striæ, with two fuscous bands across the disc, the inner straight, the outer concave, beyond which is a large oval black ocellus near the hinder angle, with large silvery-bluish eccentric pupil, broad yellow iris, and narrow outer fuscous ring; above which are four small faint submarginal ocelli; three dark lines on the outer margin divided by yellow lines. Hindwing also undulated with fuscous striæ; with two yellow bands in continuation of the bands on the forewing, both sharply angulated outwards at the middle; the inner on both edges, and the

\* *Erites medura*, Horsfield. HABITAT: JAVA. EXPANSE: 2.45 inches. DESCRIPTION: UPPERSIDE pale brown, much darker on the margins, the striæ of the underside showing through on the basal areas. Forewing with a brown streak crossing the wing obliquely, and continued on to the hindwing, cutting the lower outer angle of the cell in the forewing, and crossing the middle of the cell on the hindwing; beyond this a much darker brown sinuous streak across the disc, which is also continued on to the hindwing, where however it is ochreous and highly angled, and defined with dark brown on both edges. A large round black ocellus near the hinder angle, with a pale pupil, yellow iris and dark outer ring; two small ocelli above, one on each side of the lower discoidal nerveule. Three marginal black lines divided by yellow lines. Hindwing with four large submarginal ocelli, with pale pupils and wide yellow irides, all touching. Three marginal fine yellow lines. UNDERSIDE paler, the fasciæ on both wings ochreous; the subapical ocelli of the forewing more distinct and three in number, the large lower ocellus more oval in shape than on the upperside. Hindwing with the submarginal ocelli smaller and the irides less distinct. (Described from Horsfield's figure in the Cat. Lep. E. I. C., pl. v, figs. 8, 8a (1829). Hewitson records (Journ. Linn. Soc. Lond., Zoology, vol. viii, p. 145 (1865), a variety of *E. medura* from Singapore and Sumatra, and another from Singapore and Sarawak.

outer on its inner edge, defined with fuscous lines; five small perfect submarginal ocelli, the second and fifth larger, the third fourth and fifth on a clouded ferruginous ground; the margin as in the forewing, but the lines more prominent. FEMALE: UPPERSIDE as in the male, but on the forewing the large blackish spot at the hinder angle is much more prominent; and on the hindwing the ocelli are all larger and without pupils, but with the yellow iris wide and prominent in all; the outer band is also distinctly outwardly margined with yellow. UNDERSIDE precisely as in the male, but the bands on the forewing are often distinctly yellowish with fuscous margins.

*E. angularis* has as yet only been found in Tenasserim and in the Malay peninsula. It was originally taken by Limborg on the Taoo plateau at from 3,000 to 5,000 feet elevation: Captain C. T. Bingham took it in the Meplay valley in January, and in the Thoungyeen forests in March; and Captain C. H. E. Adamson took numerous specimens in the neighbourhood of Moulmein early in October; these latter were much worn and frayed and probably had been on the wing since early in September.

A female taken in the Thoungyeen forests in March differs from our other female specimens in the ocellus on the upperside of the forewing being very nearly round, not oval, with a distinct yellow iris of equal width throughout; the outer fascia of the hindwing much broader and very distinct; four large black spots beyond twice the size of those in the other specimens, the yellow irides prominent and touching. On the underside of the hindwing the two discal fasciæ have almost disappeared, and the five submarginal ocelli are very minute. This specimen differs only in the following particulars from Horsfield's figure of *E. medura*: The outer margin of the forewing is not quite so evenly rounded, being in fact slightly concave; the large ocellus is not quite so large as in *E. medura*, and the iris is less wide. On the underside the apical ocelli on the forewing are smaller, and on the hindwing the ocelli are minute, and the fasciæ are obsolete. This specimen, however, is much nearer *E. medura* than *E. angularis*.

Mr. W. L. Distant in his *Rhopalocera Malayana* records the following note: "This species is very distinct, differing from the other three species—[*E. medura*, Java; *E. elegans*, Borneo; and *E. argentina*, Labuan]—by the more apically produced forewing, and by the inner fascia of the hindwing being acutely dentate at its middle; it also structurally differs in having the lower disco-cellular nervule of the forewing slightly directed inwardly." This latter character is not apparent in our Tenasserim specimens, and the two former characters it has in common with the more recently discovered *E. falcipennis*.

The figure is taken from a female specimen in Major Marshall's collection, taken by Captain C. T. Bingham in the Meplay valley; and shows the upper and undersides.

230. *Erites falcipennis*, W.-M. and de N.

HABITAT: Cachar.

EXPANSE: 2.1 and 2.3 inches.

DESCRIPTION: MALE: Nearest allied to *E. angularis*, Moore, but differs from that species in the colouration of the upperside being dark fuliginous throughout, in the forewing being distinctly falcate, the ocellus round and prominently white-pupilled, with a very narrow pale iris. Hindwing with the outer fascia and series of blind ocelli hardly defined with ochreous, the outer margin less waved, especially at the third median nervule, where in *E. angularis* the wing is produced into a short tail; the marginal lines obsolete. UNDERSIDE: All the markings duller and less ochreous. Forewing with a small round central pure white pupil to the posterior ocellus, not large, silvery and eccentric as in *E. angularis*; the iris narrow. On the hindwing the ocelli are small, the two discal fasciæ wider and a deeper ochreous; the striæ on both wings shorter and more thickly disposed, forming on the hindwing a submarginal purplish band.

Mr. Wood-Mason took one male in the forests near Silcuri on 6th August, and another male on Nemotha at 3,300 feet elevation on 25th September.

**Genus 23. — GENEIS, Hübner. (PLATE XV.)**

*Geneis*, Hübner, Verz. bek. Schmett., p. 58 (1816); *Chionobas*, Boisduval, Léop. Amer. Sept., p. 214 (1833); id., Westwood, Gen. D. L., vol. ii, p. 381 (1851); id., Möschler, Wien. Ent. Monatsch., vol. vii, pp. 169, 202 (1863), *Monograph.*

"Body very hairy; wings but moderately clothed with scales, of a dull brownish buff, or dirty fulvous colour; the hindwing beneath much freckled. HEAD very small, and very hairy. Eyes prominent, naked. Palpi densely hairy in front, porrected obliquely, scarcely reaching to the level of the top of the eyes, but porrected to the length of the head; terminal joint small, slender-oval, hairy. Antennæ short, slender, gradually thickened from the middle into a long but not thick club, obtuse at the tip, concave, finely carinated beneath. Thorax very hairy. Abdomen small, slender, hairy. FOREWING elongate-triangular; the costal margin scarcely arched; apex rounded; outer margin convex, entire, about two-thirds the length of the costal; inner margin straight, not quite so long as the outer. Neuration as in *Erebia*, except that, in consequence of the greater length and narrowness of the wing, the discoidal cell is narrowed and elongated to some distance beyond the middle; the middle and lower disco-cellular nervules (the upper being obsolete), forming a nearly continuous, oblique, slightly curved line. HINDWING also elongated, so that it extends considerably beyond the inner angle of the forewing; the costal margin nearly straight; the outer margin rounded, entire, or but slightly scalloped; anal margin entire. Neuration as in *Erebia*, except that the discoidal cell is elongated and narrow, extending considerably beyond the middle of the wing; the upper disco-cellular nervule is also much elongated, and the lower one as long as the space between the base of the third branch of the median nervure and the point of its junction with the lower disco-cellular. FORELEGS of the MALE very small and slender, densely clothed to the tip with long loose hairs; the femur about as long as the tibia, and the tarsus as the tibia. Four hindlegs short; femur rather thick, very hairy beneath; tibia clothed all over with long loose hairs; tibial spurs long and acute; tarsi armed beneath and at the sides with rows of spines. Claws curved, long, simple, and very acute. Paronychia and pulvillus small."

"*Geneis* is distinguished from the other genera of *Satyrinae* partly by the more elongate form of the wings, and shorter inner margin of the forewing, which occasions a deeper incision between its hinder angle and the apex of the hindwing, partly by the wings being less densely clothed with scales than ordinary, and partly by the pale, livid, or obscure colours of the wings, and the hindwing marked with paler nervures beneath. Also by the very hairy condition of the four hindlegs, and the greater elongation of the discoidal cell of both wings, and of the upper disco-cellular nervule of the hindwing." (Westwood, l.c.)

The genus is a Palearctic one extending into the Nearctic region. About twenty species are known, chiefly from the Arctic regions, and from the high mountain ranges in the temperate zone: only a single species occurs within our limits at great elevations in the Himalayas.

**231. *Geneis pumilus*, Felder. (PLATE XV, FIG. 37 ♂).**

*Chionobas pumilus*, Felder, Reise Novara, Lep., vol. iii, p. 490, n. 846, pl. lxxix, figs. 6, 7 (1866), male; id., Elwes, Proc. Zool. Soc. Lond., 1882, p. 404, pl. xxv, fig. 3.

HABITAT: Ladak, Sikkim, Himalayas.

EXPANSE: 1·9 inches.

DESCRIPTION: "MALE: UPPERSIDE, both wings yellowish-brown, with a band beyond the middle ochreous-yellow; the cilia whitish spotted with fuscous. Forewing with the band edged with fuscous, obsoletely submacular, furcate at apex; in the hindwing it is inwardly defined with fuscous and bisinuated. UNDERSIDE: Forewing much paler, hoary on the costal and apical border and irrorated and striated with fuscous, a ferruginous-fuscous cellular streak [on the disco-cellular nervules]; the fascia as on the upperside but edged with ferruginous-fuscous, and including a dot of the same colour between the discoidal nervules; and fuscous irrorations before the cilia. Hindwing pale fuscous, closely striated with dark fuscous, chiefly towards the base,

with hoary irrorations on the costal margin, the apex and inner margin more or less prominent; the nervules, especially the lower ones, hoary-whitish; an abbreviated dark chestnut-fuscous basal streak inwardly broadly defined with ochraceous, and the fascia as on the upperside, but much paler, edged with deep chestnut-fuscous especially inwardly, outwardly variegated with fuscous." (Felder, l.c.)

*Æ. pumilus* was originally taken by the late Dr. Stoliczka in Ladak on the Lanak pass at about 15,500 feet elevation, at Trantse Sumdo, and at Pangchog, and has never been taken since so far as we know, till quite recently Mr. H. J. Elwes received ten specimens through a native collector in Sikkim which were taken on the borders of Thibet, and probably at a great elevation. The Sikkim race is figured by Mr. Elwes (l. c.), who remarks that the "specimens agree very fairly with Felder's plate, but the markings are more distinct and well defined, especially the outer edge of the band on the hindwing; they are also darker in colour and less yellow in tint."

The figure of the Sikkim race differs considerably from Felder's figure. In the latter, the band on the upperside of the forewing is very broad and continuous, leaving a narrow margin beyond of yellowish brown, which almost disappears at the inner angle; whereas in the figure of the Sikkim race the band is very narrow, distinctly macular, each spot being more or less completely circled with fuscous on both upper and undersides, and the band is well removed from the margin; also on the underside of the hindwing the basal streak is altogether lost in the dark ground-colour. Mr. Elwes' figure represents the markings almost exactly as in *Auloceera brahminus*; the band is identical in formation, and the bifurcated apical portion includes a small dark spot with pale pupil,—in fact it resembles exactly a very small specimen of *A. brahminus* strongly tinted with yellow throughout. Felder's figure on the contrary much resembles in general appearance a small *Hipparchia*, except that on the underside of the hindwing the yellow fascia is in strong contrast with the grey-fuscous ground-colour, and the fascia of the upperside has no trace of the black spots on it which are found in all the Indian *Hipparchias*. It appears to us that the races are separable, and that the Sikkim race should be separately named, but in the absence of specimens it is impossible to decide this.

The figure (which is copied from Felder's figure in the *Reise Novara*) represents the upper and undersides of a male specimen.

#### Genus 24.—EREBIA, Dalman. (PLATE XV.)

*Erebia*, Dalman, Svensk. Handl., p. 58 (1816); id., Boissduval, Gen. Ind. Meth., p. 26 (1840); id., Westwood, Gen. D. L., vol. ii, p. 376 (1851); *Maniola*, Schrank, *apud* Kirby.

"BODY moderately robust, hairy. HEAD moderate-sized, clothed with very long hairs. Eyes prominent, lateral, naked, the fore part differently coloured from the hinder part in dried specimens. Palpi porrected obliquely, the tips ascending higher than the level of the tops of the eyes, and reaching further in front than the length of the head, very densely clothed with long hairs, extending in front at right angles, and almost concealing the terminal joint, which is slender, short, and villose. Antennæ not half the length of the forewing, slender, the joints scarcely distinct; terminated by an oval, rather short, but gradually formed club, (which in some species is short, broad, and spoon-shaped), its basal portion hollowed within, but its extremity curved outward and obtuse. Thorax short, oval, very hairy. Abdomen moderately short and slender. FOREWING triangularly ovate, entire, and convex along the outer margin; the costal margin but slightly arched; apex rounded; outer margin about three-fourths of the length of the costal; hinder angle rounded; inner margin scarcely as long as the outer, nearly straight. Costal nervure extending rather beyond the middle of the costa, slightly swollen at the base, or not thicker than the rest. Subcostal nervure slender, its first and second branches arising before the anterior extremity of the discoidal cell, the third and fourth branches free, arising at a greater or less distance apart, beyond the cell; upper disco-cellular generally obliterated; middle disco-cellular shorter than the outer one, but rather variable in its direction; lower disco-cellular considerably longer, nearly straight, but oblique, its extremity being directed towards the outer margin, closing the discoidal cell almost transversely nearly at the middle of the wing, uniting with the third branch of the median nervure at a shorter distance from its base than exists between the first and second branches; the third

branch being angulated at the place of junction, beyond which it is nearly straight; the *median* and *submedian* nervures not dilated at the base. **HINDWING** suboval, entire along the anal margin [it is slightly incised in the Indian species]; the outer margin also entire, or but slightly scalloped; beneath often marked with dark freckles, with a broader dark subcentral fascia. *Subcostal nervure* arising nearer the body than the præcostal, its branch arising at a moderate distance from the base of the wing; the *upper disco-cellular* longer than the space between its base and that of the branch, and sometimes rather arched; the *lower disco-cellular* considerably longer, straight, more oblique, uniting with the third branch of the median nervure at a short distance from its base, closing the discoidal cell rather beyond the middle of the wing. **FORELEGS** of the **MALE** extremely minute, concealed among the hairs of the breast, very densely hairy; the tarsus much shorter than the tibia, and very slender. *Forelegs* of the **FEMALE** much longer, scaly, slender; the outside of the tibia and tarsus with a few rather long setæ; the tarsus nearly as long as the tibia, scaly, not very distinctly articulated, the extremity armed with fine setæ-like spines. *Four hindlegs* moderately long, slender, scaly; femur clothed within with long hairs; tibia armed with a few spines, those on the sides beneath forming rows; tarsus nearly as long as the tibia, more thickly and irregularly spined; *claws* simple; *pulvilli* very minute."

"**LARVA** rather robust, finely pubescent, longitudinally striated; head small; tail pointed, bifid." (*Westwood*, l. c.)

*Erebia* is distinguished from the preceding genera by having the wings much rounded in outline, also the costal nervure alone is dilated at the base; and the outer margin is very convex, entire, or scarcely perceptibly sinuate. The colour in the Indian species is velvety blackish-brown on the upperside, with ferruginous or ochreous patches on the disc; and on the underside the hindwing is very thickly clothed with scales and short hairs, dark brown irrorated with greyish throughout, and having a complete discal row of white spots. The structural differences between it and the following genus *Callerebia* are very slight, but there is a well-defined character in the markings so far as our Indian species are concerned; in all the Indian *Erebias* the ferruginous patches are more or less present, the apical ocellus of the forewing is round, and has a single white pupil on the upperside, sometimes very prominent, (occasionally two on the underside in *E. shallada*), and the hindwing is without ocelli of any kind either on upper or underside. In the Indian *Callerebias* the ferruginous patches are never present on the upperside, though the ocelli have often ferruginous irides; the apical ocellus of the forewing is oval and bipupilled on both sides even when least prominent; and the hindwing has almost universally a subanal ocellus on the upperside, and one or more on the underside. The **MALE** insects have no sexual patches or tufts of hair on the wing. *Erebia* is a Palearctic genus, of which numerous species occur in Europe and Northern Asia, but only three species occur in India, and these are only found within our limits in the Western Himalayas. In habits they frequent forests and bare grassy slopes at from 6,000 to 14,000 feet elevation, and have a weak flopping flight, with an irregular pitching action.

### Key to the Indian species of *Erebia*.

- A. Upperside velvety brown, with ferruginous or ochreous discal patches; the apical ocellus of the forewing round, with a single pupil: no ocelli on the hindwing on upper or undersides.
- a. The ferruginous patches of the upperside diffused.
    - a<sup>1</sup>. The patches large and including the ocellus on the forewing; the ocellus with distinct fulvous iris.
      232. *E. KALINDA*, Western Himalayas.
    - δ<sup>1</sup>. The patches small on both wings and very dark ferruginous, well removed from the ocellus on the forewing; the ocellus with the iris obsolete or indistinct.
      233. *E. SHALLADA*, Western Himalayas.
  - δ. The patch of the forewing paler and ochreous, very large and well-defined; no patch on the hindwing.
    234. *E. MANI*, Ladak.

232. *Erebia kalinda*, Moore.

*E. kalinda*, Moore, Proc. Zool. Soc. Lond., 1865, p. 501, n. 92, pl. xxx, fig. 5, female.

HABITAT: Western Himalayas.

EXPANSE: 1'85 to 2'1 inches.

DESCRIPTION: "FEMALE: UPPERSIDE greenish velvety brown; both wings with a ferruginous discal patch, that on the forewing being subapical. Forewing with an apical black spot, having a white pupil and yellow iris. UNDERSIDE dull brown. Forewing as on upperside, but the ferruginous colour extending anteriorly across the discoidal cell; hindwing with a submarginal series of white dots; the ferruginous patch obsolete." (Moore, l. c.) "The MALE differs from the female in being somewhat smaller, the wings rather narrower, and the exterior margin of the forewing less rounded. The ferruginous patch on the UPPERSIDE of the hindwing is obsolete, or nearly so, in some specimens. The cilia are long and alternately white and brown (in both sexes)." (Lang in epis.) It is also a much darker insect, the ground-colour of the female being pale brown.

The type specimens were taken by Colonel A. M. Lang, R.E., who recorded the following note: "*E. kalinda* is local, and I saw very few, at two places on the hill-sides below the Runang and Werang passes, not at the summit of the pass, but some 2,000 feet lower down. It has a weak low flight among the grass and flowers. The perfect insect appears in June and July at 12,000 to 13,000 feet altitude below the melting snow on the passes in Upper Kunawar." Mr. A. Graham Young has taken it in the Kulu valley in May; Mr. de Nicéville took numerous males and one female at Ulwas in May, and Mr. Robert Ellis and Dr. Hutchison took numerous specimens of both sexes in Pangi in June and July at altitudes of 9,000 feet and upwards. Mr. A. G. Butler, in writing on Dr. Watts' collection (Proc. Zool. Soc. Lond., 1880, p. 147), notes that *E. kalinda* was taken "in pine forests in the Ravi basin up to 12,000 feet."

233. *Erebia shallada*, Lang. (PLATE XV, FIG. 42 ♂).

*E. shallada*, Lang, Journ. A. S. B., vol. xlix, pt. ii, p. 247 (1880).

HABITAT: Western Himalayas.

EXPANSE: 2'0 to 2'3 inches.

DESCRIPTION: MALE: UPPERSIDE, both wings uniform dark velvety brown, with a small diffused dark ferruginous patch within the middle of the exterior margin, and placed between the third and first median nervules in the forewing, but reaching the discoidal nervule in the hindwing. Cilia whitish, marked with brown at the ends of the nervules. Forewing with a subapical black ocellus having one prominent white pupil, and usually with no iris. UNDERSIDE: Forewing dark ferruginous with brown margins, greyish at apex, the subapical ocellus larger than on the upperside, black, with one, sometimes two, pupils, one central, the other when present below it and much smaller; and a narrow yellowish iris. Hindwing dark brown, finely mottled with a lighter tint, with a submarginal row of eight white dots. The colour and markings of the underside of the hindwing are almost identical in all the three Indian species of *Erebia*. "FEMALE more rounded in outline than the male, especially the exterior margin of the forewing. UPPERSIDE as in the male, but the brown ground-colour paler, the ferruginous patches lighter and more diffused, the subapical ocellus larger, more distinct, and with two white pupils, one central, the other below it, and smaller. UNDERSIDE as in the male. Forewing with the ocellus larger and brighter coloured. Hindwing with a narrow sinuous transverse discal band of brighter brown." (Lang in epis.)

*E. shallada* is commoner, and extends to lower elevations than *E. kalinda*; it is rather larger, and the male broader winged; it is darker and less brightly coloured, and approaches the *Callevobias* in appearance, especially in the darker more uniform tone, and in the occasional presence of a second white pupil in the ocellus.

Colonel Lang notes that "it appears to be very local; during three or four years collecting in Kunawar I only twice met with it, taking only five specimens, once at 6,000, and again at

8,000 feet altitude, on grass-covered and rocky slopes above the Suttlej in June." Since then Mr. de Nicéville has taken a large number at Ulwas in company with *E. kalinda* in May; he also found it during that month exceedingly plentifully along all the roads in the station of Dalhousie, and through the thick forest as far as Kujjar. Major C. H. T. Marshall found it commonly at Kujjar near Dalhousie and at other places in the Chumba State in May; and Mr. A. Graham Young took it in Kulu in May and July.

The figure represents a male specimen, taken in Kulu by Mr. A. Graham Young, showing both upper and undersides.

234. *Erebia mani*, de N. (PLATE XV, FIG. 43 ♂).

*E. mani*, de Nicéville, Journ. A. S. B., vol. xlix, pt. ii, p. 247 (1880.)

HABITAT: Chung Pass and Lingti, Ladak.

EXPANSE: 2'0 to 2'1 inches.

DESCRIPTION: MALE: UPPERSIDE, both wings dusky brown. *Cilia* gray at the interspaces. *Forewing* with a somewhat square bright ochreous patch, bounded inwardly above by the disco-cellular nervules, below which it extends in an almost straight line to below the first median nervule, where it becomes merged into the ground-colour; outwardly it almost follows the curve of the wing, but the ground-colour beyond is slightly wider at the apex; anteriorly it is bounded by the subcostal nervule. It bears a large round black spot, with an iris of a slightly lighter colour than the ground, and a minute white pupil. *Hindwing* immaculate. UNDERSIDE: *Forewing* with the discal patch more diffused, extending into the cell, and thickly irrorated with deep ferruginous scales, especially that portion in and just beyond and below the cell. The iris of the black spot is wider and lighter than above. The apex and outer half of the costa thickly irrorated with grey scales, as is also the *hindwing* throughout, which also bears a submarginal series of seven or eight small white dots. FEMALE with both the ground-colour everywhere, and the discal patch on the *forewing* slightly lighter; the grey portions of the *cilia* more prominent.

Mr. de Nicéville took six males and two females on the Chung Pass, on July 10th, and one female at Lingti on the 16th, all at high elevations.

Of the species of *Erebia* occurring in Central and Western Asia beyond our limits, *E. maracandica*,\* Erschoff, is the only one which approaches the Indian group. This species is closely allied to *E. kalinda*, but appears to differ in having the ocellus on the *forewing* on both sides very much smaller, and the underside much more uniform in colouration, the *hindwing* lacking the greyish irrorations, and the *forewing* the dark ferruginous patch which covers almost the whole wing in *E. kalinda*.

*Erebia turanica*, Erschoff, is figured by Serge Alphéraky, (Hor. Soc. Ent. Ross., vol. xvi, p. 413, pl. xv, fig. 22 (1881), and is of very different aspect. It is a dark brown insect of uniform colouration on both sides; the UPPERSIDE with a discal row of three yellow spots on the *forewing*, the first just beyond the cell large and divided by the lower discoidal nervule, the other two smaller, one on each median interspace; and on the *hindwing* a submarginal row of five smaller yellow spots, one on each interspace from the apex. The UNDERSIDE is similar, but it has in addition on the *hindwing* a prominent pure white discal band outwardly dentate, inwardly even and macular towards the costa; also a small white spot near the end of the cell, and another below it. It is said to be very common everywhere between 3,000 and 10,000 feet altitude during the summer in the Tian-chian mountains.

*Erebia kalmuka*, Alphéraky, is figured and described in the same work (p. 414, pl. xv, figs. 18 ♂, 19 ♀), and is again of a totally different aspect. DESCRIPTION: "UPPERSIDE brownish-fuscous. *Forewing* with the costa, apex, disco-cellular nervules, and outer margin, and *hindwing* with outer margin, narrowly-irrorated with whitish (less densely in the female).

\* *E. maracandica*, Erschoff. The male is described and figured in Erschoff's Lepidoptera of Turkestan p. 17, n. 56, pl. i, fig. 13 (1874). DESCRIPTION: "UPPERSIDE fuscous. *Forewing* with a large outer patch marked with a black ocellus with a white pupil. *Hindwing* with an outer patch, fulvous. UNDERSIDE, both wings fuscous. *Forewing* fulvescent at the base. *Hindwing* with a transverse outer series of whitish dots." (Erschoff, l. c.)

UNDERSIDE of the MALE. *Forewing* chestnut, the costa, the outer margin, and the disco-cellular nervules irrorated with silvery-whitish scales. *Hindwing* powdered with greyish-silvery throughout. Of the FEMALE the *forewing* is paler, the *hindwing* brownish-grey with whitish nervules." (*Alphéraky*, l. c.) Found from 9,000 feet elevation up to the limit where vegetation ceases in the mountains near Kuldja.

*Erebia sibo*, Alphéraky, is also figured and described in the same work (p. 416, pl. xv, figs. 20 ♂, 21 ♀). It is found in the same mountains, and somewhat resembles *E. kalmuka* in aspect, both species being totally devoid of ocelli or white dots of any sort on either wing on either surface, but is rarer and more local. DESCRIPTION: "Wings rounded, costa arched. MALE much larger, the wings more ample. FEMALE with the wings narrower. UPPERSIDE fuscous, between the nervules chestnut towards the outer margin. UNDERSIDE of the MALE. *Forewing* chestnut, with black nervules. *Hindwing* greyish-fuscous, with ashy nervules, three undulate arched streaks fuscous, one subbasal, one median, and one before the margin, of which the last two unite above the anal angle. Of the FEMALE, very different from the male. *Forewing* dilute brownish-grey, with a submarginal and a median series of dots, and the basal dots, irregular, brown, [in the figure the basal area is darker, defined by a dark lunulate median streak, beyond which is another lunulate dark submarginal streak]. *Hindwing* brownish-ashy, the nervules paler, a broad median fuscous fascia, everywhere irregularly defined with fuscous, and a submarginal series of angulate marks brownish-fuscous."

In a paper on the Lepidopterous fauna of Transcaucasia\* Lederer notes the occurrence of the following species of *Erebia* in the tract dealt with:—*E. tyndarus*, Esper; *E. pronœ*, Esper; *E. hevitsoni*, Lederer; *E. ligea*, Linnæus; and *E. afra*, Fabricius; also of *E. melancholica*, Herrich-Schäffer. Of the last we have no figure or description available; the other five belong to a different section of the genus which is numerously represented in Europe, and in which the characteristic colouring is dark brown with an incomplete rather narrow ferruginous band on each wing bearing a series of ocelli; of course the extent to which these characters are present and developed varies greatly in the various species. It is very unlikely that any *Erebias* of this section of the genus will be found to occur within our limits.

#### Genus 25. —CALLEREBIA, Butler. (PLATE XV).

*Callerebia*, Butler, Ann. and Mag. of Nat. Hist., third series, vol. xx, p. 217 (1867).

"Very similar to *Erebia*; differs in the form and markings of the wings, the anal angle of the *hindwing* being frequently produced and lobe-shaped; also in the more slender antennæ less distinctly clavate, and in the more angulate palpi. Otherwise as in *Erebia*." (*Butler*, l. c.)

*Callerebia* is apparently almost exclusively confined to the Himalayas and out-lying ranges; a single species occurs in the Khasi hills, and one species has been described from Moupin in Thibet, all the rest occur in the Western Himalayas, some of them extending to the Eastern Himalayas as far as Nepal. They affect lower elevations than the *Erebias* do, and are common in the outer ranges at 6,000 feet altitude; they differ in colour and markings from the *Erebias*, as pointed out above; and are sombre brown insects with weak pitching flight and similar habits, but are more frequently found in shady places and among the undergrowth in forests; they all have a bipupilled ocellus on both sides of the *forewing*, and at least one subanal ocellus with a single pupil on the *hindwing*, except occasionally in *C. scanda*; on the underside of the *hindwing* also at least one of the submarginal dots, and often several of them, are developed into ocelli, except occasionally in *C. orixa*. Nine species or varieties have been described; all of them are more or less variable in their markings, and all are closely allied to each other, many of them being very doubtfully distinct. The male insect has no sexual patches or tufts of hair on the wings, and the sexes are but very slightly differentiated in colour and markings; the females chiefly differ in the somewhat broader and more rounded outline and the slightly paler tone of colouration. When the specimens of this genus are fresh and newly emerged from the chrysalis, they are beautifully glossed with deep blue in some lights.

\* Annales de la Soc. Ent. de Belgique, Tome xiii, p. 25 (1869-70).

*C. scanda* is quite distinct, and so also is *C. orixa*, the only species found in the Khasi hills. *C. annada*, *C. hybrida* and *C. nirmala* can typically be easily distinguished, but there are numerous intermediate forms. Typical *C. hybrida* can be distinguished from *C. annada* by the shape of the wings, from typical *C. nirmala* it may be known by the far greater prominence of the discal and submarginal brown lines of the underside, and in having only two ocelli near the anal angle. *C. intermedia* and *C. cashapa* only differ from *C. nirmala* in the ocellation of the *hindwing*, and as neither form is at all constant in this respect, and numerous intermediate variations are found linking all three together, they seem to be inseparable as species. *C. daksha*, the smallest of the group, is also closely allied to *C. nirmala*, but the uniform dark brown colour of the underside and the prominence of the white spots render it sufficiently distinct, though it also shows variations in ocellation.

### Key to the Indian species of Callerebia.

A. Upperside dark brown, with one (occasionally two to five, on *hindwing*) ocellus on each wing, that on the *forewing* bipupilled and oval; no ferruginous patches on either wing.

a. Upperside with the margins of both wings broadly and distinctly paler; underside uniform brown; *hindwing* with the inner half only densely irrorated with pure white; two prominent subanal ocelli and four white spots in a submarginal series; but no transverse dark lines.

235. *C. SCANDA*, Western Himalayas.

δ. Upperside almost uniform brown.

a<sup>1</sup>. The ocellus of the *forewing* widely encircled with bright fulvous on upper and undersides. The underside tinged throughout with fulvous; *hindwing* with the white irrorations interrupted with numerous fulvous-brown undulated striz; the two subanal ocelli small and blind, or wanting; the white spots also wanting.

236. *C. ORIXA*, Khasi Hills.

δ<sup>1</sup>. The ocelli all with narrow irides on the upperside.

a<sup>2</sup>. Underside brown; *hindwing* with grey irrorations throughout, and crossed by more or less distinct submarginal and median sinuate brown lines, between which and on the inner margin the grey irrorations are denser, sometimes also a subbasal line, the white spots often obsolete, the two subanal ocelli prominent but often blind.

a<sup>3</sup>. *Forewing* elongate, outer margin nearly straight.

237. *C. ANNADA*, Western Himalayas.

δ<sup>3</sup>. *Forewing* short, outer margin convex.

238. *C. HYBRIDA*, Western Himalayas.

δ<sup>2</sup>. Underside greyish brown, the disc of the *forewing* maroon; *hindwing* with the grey irrorations very fine and indistinct, with little or no trace of brown lines or undulations; the ocelli round, the four white spots present and irregularly developed into ocelli; often more than one ocellus on the upperside of the *hindwing*.

239. *C. NIRMALA*, Western Himalayas.

*C. intermedia*, Western Himalayas.

*C. cashapa*, Western Himalayas.

c<sup>2</sup>. Underside uniform dark brown, with no white irrorations; *hindwing* with the white spots prominent and irregularly developed into perfect ocelli.

240. *C. DAKSHA*, Western Himalayas.

### 235. *Callerebia scanda*, Kollar.

*Erebia scanda*, Kollar, in Hügel's Kaschmir, vol. iv., pt. ii, p. 452, pl. xvii, figs. 3, 4 (1844); *Callerebia scanda*, Butler, Ann. and Mag. of Nat. Hist., third series, vol. xx, p. 217, n. 1 (1867).

HABITAT: Western Himalayas.

EXPANSE: 2'0 to 2'3 inches.

DESCRIPTION: "Wings entire, rounded. UPPERSIDE fuscous-black. *Forewing* with a black ocellus near the apex on both sides, bordered with ferruginous, and with two white pupils. *Hindwing* with one ocellus near the anal angle on the upperside, and two on the underside, pupilled with white. UNDERSIDE. Both wings paler, the *hindwing* irrorated with white."

"The upperside is black-brown, a little lighter towards the anterior and exterior margins; the ocellus of the *forewing* is oblong. *Hindwing* with a lighter marginal line. **UNDERSIDE** with four white dots in an arched line above the ocelli." (Kollar, l. c.)

We have never seen the **FEMALE** of *C. scanda*. Kollar's description of it is appended for reference; \* but he seems to have described a female of *C. annada* by mistake. These *Callerebias* were at that time hardly known at all, and the specimens available for examination were few in number: to judge from analogy the female of *C. scanda* will be found to differ but little from the male in colour or style of markings.

*C. scanda* is a very distinct species and shows little variation. The chief distinguishing features are—on the upperside the paling of the outer margins, and on the underside the absence of the ferruginous tint on the disc of the *forewing*, the concentration of the white irrorations on the inner half of the *hindwing*, and the presence of the four submarginal white dots above the ocelli. The only variation worth noticing is in the occasional disappearance of the single ocellus on the upperside of the *hindwing*. In shape it corresponds with *C. nirmala*, but it has the outer margin of the *forewing* more convex.

"This species appears in the height of the rainy season (July and August) about the hedges and banks in lower Kunawar at 6,000 to 7,000 feet altitude. Good fresh specimens are of a velvety black-brown on the upperside, and on the underside have the *hindwing* very whitely salted, so that as they fly they look distinctly parti-coloured." (Colonel A. M. Lang, R.E., in Proc. Zool. Soc. Lond., 1865, p. 501). *C. scanda* is common throughout the outer ranges of the Western Himalayas, as far east as Mussoorie, and is probably found in Kumaon, but we have no record of its occurrence further east. Our collections contain only specimens from Pangl taken by Mr. Robert Ellis, from Simla and from Mussoorie.

### 236. *Callerebia orixa*, Moore.

*C. orixa*, Moore, Proc. Zool. Soc. Lond., 1872, p. 555.

**HABITAT**: Khasi Hills, Manipur.

**EXPANSE**: 2.2 to 2.4 inches.

**DESCRIPTION**: "MALE: **UPPERSIDE** dark chocolate velvety-brown, with an indistinct narrow submarginal black line. *Forewing* with a large subapical ocellus, composed of a round black spot, encircled by a broad bright ferruginous ring, and centred with two white dots. *Hindwing* with a small similar ocellus near the anal angle. **UNDERSIDE** brighter brown. *Forewing* mottled at the apex, the ocellus as above, with a posterior dusky border. *Hindwing* with numerous greyish-white transverse short strigæ, which are most numerous from the abdominal margin and less frequent before and below the apex; two very small contiguous anal black spots encircled by a ferruginous ring, each without a central white dot."

"This species may be known from *C. annada* by the ocellus on the *forewing* being twice as large, much more prominent, and brighter-coloured." (Moore, l. c.)

*C. orixa* is also a very distinct species, isolated in its geographical range from the rest of the genus. The **FEMALE** is unknown, but it probably differs very slightly, if at all, from the male. We have specimens taken by Mr. A. O. Hume in the eastern hills of Manipur in May, and others taken by Dr. E. R. Johnson at Shillong in May and June, and at Terria Ghât below Shillong in the autumn.

### 237. *Callerebia annada*, Moore.†

*Erebis annada*, Moore, Horsfield and Moore, Cat. Lep. E. I. C., vol. i, p. 226, n. 475 (1857); *C. scanda*, var. *♂*, Butler, Ann. and Mag. of Nat. Hist., third series, vol. xx, p. 217, pl. iv, fig. 8.

**HABITAT**: The Himalayas, from Kashmir to Bhutan.

**EXPANSE**: 2.4 to 2.8 inches.

\* *Callerebia scanda*. "The **FEMALE** is somewhat larger, the *hindwing* perceptibly lobed at the anal angle; the white pupils of the ocelli absent on both sides, or very indistinct. **UNDERSIDE**. *Hindwing* with the white irrorations less distinct, the four white dots above the ocelli wanting." (Kollar, l. c.)

† The figure (plate xv, fig. 44) which is named *C. annada* on the plate, really represents *C. hybrida*, the next species, which had not been discriminated when the plate was printed.

DESCRIPTION: "Differs from *Erebia* [*Callerebia*] *scanda* in being larger, and in having the anal angle more falcated. On the UNDERSIDE, the *forewing* is of a bright ferruginous; the *hindwing* is mottled with white nearly throughout, and from near the anal angle, below the ocelli, extends a curved white line." (Moore, l.c.)

*C. annada* is the largest species of the genus, and has the *forewing* most elongate, the outer margin being oblique and almost straight, sometimes slightly concave; it most nearly approaches *C. orixa* both in outline and markings, and also geographically in its range.

The ferruginous tint of the UNDERSIDE of the *forewing* is very bright in specimens from the Eastern Himalayas; in those from the Western Himalayas it is much less pronounced, except on a discal patch which includes the ocellus, and is outwardly more or less distinctly margined with fuscous. On the *hindwing* the white mottlings are not uniformly spread as in *C. scanda*, but are distinctly grouped into undulated striae, as in *C. orixa*; and there usually is no trace of the four submarginal white spots; the "curved white line" mentioned above is nebulous and composed of these same whitish irrorations. In typical specimens there are no distinctly formed transverse dark lines, but at the places they should occupy the whitish irrorations are less dense, showing more of the ground-colour; in other specimens the lines are distinctly formed, the submarginal one lunulate and ending before the ocelli, the median one highly and irregularly sinuated, the subbasal one scarcely traceable in any. The ocelli at the anal angle are somewhat misshapen and placed obliquely, that at the anal angle being nearest to the margin; and both are almost always blind, though occasionally with small pupils even in typical specimens. The FEMALE is rather larger and paler coloured, but does not otherwise differ from the male.

*C. annada* is probably not uncommon, but we have few specimens in our collections. Colonel A. M. Lang, R.E., took it in Lower Kunawar, and Mr. Hocking in the Kangra District; Major C. H. T. Marshall took it in the Chumba State in May; and Mr. de Nicéville at Simla; the type was taken in Bhutan. The Indian Museum has a specimen from Nepal, and it probably is to be found in all the intermediate region, occurring in the rainy season.

238. *Callerebia hybrida*, Butler. (PLATE XV, FIG. 44 ♂.\*)

*C. hybrida*, Butler, Proc. Zool. Soc. Lond., 1880, p. 147, n. 4; *C. nada*, Moore, Trans. Ent. Soc. Lond., 1881, p. 306.

HABITAT: North-Western Himalayas.

EXPANSE: ♂, 2'0 to 2'4; ♀, 2'5 inches.

DESCRIPTION: "Dr. Watt obtained a series of a *Callerebia* exhibiting intermediate forms between *C. annada* and *C. nirmala*. In the colouration of the UNDERSIDE of the *forewing* they agree almost entirely with *C. nirmala*, but show the submarginal stripe strongly as in *C. annada*; on the *hindwing* they are coloured like *C. annada*, but have rounded ocelli varying in number from two to five. In expanse they are intermediate, and therefore correspond with *C. scanda* in this respect." (Butler, l. c.)

From the above description *C. hybrida* would seem to be nearest allied to *C. nirmala*, but it is really most closely allied to *C. annada*. The original description of *C. nada*, which is appended below for reference, † gives a far more accurate idea of this species than Mr. Butler's description of *C. hybrida* does; we have never seen any specimen with more than two ocelli on the hindwing that could be separated from *C. nirmala*, and had not Mr. Moore recently admitted (Proc. Zool. Soc. Lond., 1882, p. 237), that his *C. nada* is identical with *C. hybrida*, we should have retained this species under the name of *C. nada*, Moore, and placed *C. hybrida*, Butler, as a variety of *C. nirmala*.

\* Erroneously named *C. annada* on the plate.

† *Callerebia nada*, Moore. HABITAT: KUNAWAR. EXPANSE: male, 2'00; female, 2'50 inches. DESCRIPTION: "MALE and FEMALE. Nearest to *C. annada*. Exterior margins of both wings more convex. UPPERSIDE similar, the ocellus of the *forewing* comparatively more rounded. UNDERSIDE similar; *forewing* with the reddish patch somewhat broader, and extending to below the lower median nervule; *hindwing* with less prominent grey strigæ; the transverse zig-zag brown line distinctly formed and more erect, the two subanal ocelli larger and white-pupilled; above these there is an indistinct row of white spots." (Moore, l. c.)

Typical *C. hybrida* is readily distinguished from *C. annada* by the shape of the forewing, and generally also by the markings of the hindwing, though these latter are variable and show gradations between the two species. There is no discernible difference in the shape of the ocellus of the forewing on the upperside (but the iris is less prominent), nor in the extent of the reddish patch on the underside; but on the **UNDERSIDE** of the *hindwing* the whitish irrorations are less distinct and much less prominently grouped into undulated striæ; the transverse lines are almost always distinct, and the median line is more regularly sinuate and subparallel with the outer margin; the white submarginal spots are almost always present; the subanal ocelli are shaped and placed as in *C. annada*, but are almost always distinctly pupilled with whitish. Two very remarkable specimens taken in Kulu by Mr. A. Graham Young have the ocelli quite blind, and the markings altogether almost exactly as in *C. annada*, but the shape of the wings shows conclusively that they belong to this species, *C. hybrida*.

*C. hybrida* is very common in the Western Himalayas throughout the outer ranges at moderate elevations from May to September; we have no specimens from further east than Mussoorie, but it probably extends to Kumaon even if not still further eastwards.

239. *Callerobia nirmala*, Moore.

*Erebia nirmala*, Moore, Proc. Zool. Soc. Lond., 1865, p. 501, n. 91; *Callerobia intermedia* and *C. cashapa*, Moore, id., 1882, p. 236; *C. scanda*, var. c, Butler, Ann. and Mag. of Nat. Hist., third series, vol. xx, p. 217, pl. iv, fig. 9 (1867).

**HABITAT**: Western Himalayas.

**EXPANSE**: 2'0 to 2'4 inches.

**DESCRIPTION**: "MALE: **UPPERSIDE** uniform dark brown. *Forewing* with a subapical black ocellus, having two white pupils and a dark ferruginous iris. *Hindwing* with a similar but single-pupilled ocellus near the anal angle. **UNDERSIDE** greyish brown, discal portion of *forewing* maroon-brown, ocelli of *both wings* as above, but with the irides yellow; a white dot below the ocellus of the *forewing*, and a discal series of four white dots anterior to the ocellus of the *hindwing*. *Cilia* brown."

"*Remark*.—Allied to *E. scanda*, Kollar, but differs in having a somewhat more elongated forewing. On the underside it may be distinguished by the absence of the numerous white striæ on the hindwing, and by there being a *single ocellus only* near the anal angle." (Moore, l. c.) The **FEMALE** is similar to the male, but a little larger and paler.

Var. *intermedia*, Moore. **HABITAT**: Kangra district. **EXPANSE**: ♂, 2'1; ♀, 2'4 inches. **DESCRIPTION**: "Intermediate between *C. nirmala* and *C. cashapa*. **UPPERSIDE** similar to *C. nirmala*, with *one ocellus only* on each wing. **UNDERSIDE** with two lower ocelli, a third ocellus between the third median and discoidal nervules, and two small apical spots above." (Moore, l. c.)

Var. *cashapa*, Moore. **HABITAT**: Dharmsala, Mussoorie, Simla. **EXPANSE**: 2'0 to 2'2 inches. **DESCRIPTION**: "Allied to *C. nirmala*. **MALE** and **FEMALE** comparatively larger in size. **UPPERSIDE** similar, but the *hindwing* having *three* well-formed ocelli, the one between the discoidal and third median nervules sometimes absent. **UNDERSIDE**: *Forewing* less brightly chestnut-coloured. *Hindwing* with a *complete series* of ocelli, one between each pair of nervules; some specimens with three anterior and two posterior ocelli; the upper one and sometimes the lowest being minute." (Moore, l. c.)

Typical *C. nirmala* most nearly resembles *C. hybrida* on the upperside, being almost uniform dark brown throughout, but the ocelli are smaller and the irides fainter still; it is also as a rule a smaller insect. On the underside its aspect is very different, the forewing is much more uniform in colour, and usually strongly tinged with maroon brown, the outer zone of the ocellus very indistinct; on the hindwing the greyish irrorations are very fine and indistinct; the transverse lines are indistinct or totally wanting, and the ocellus is quite round, with a very distinct iris and outer ring. The variation in the ocelli is inadequately represented in the varieties above described, as there are numerous gradations between each

of these forms. The typical arrangement on the underside of the hindwing is one perfect subanal ocellus, and three white submarginal dots from the costa. Next we find a second subanal ocellus developed, and then a fourth white spot completing the series: and of this series, with the single exception of the upper subanal ocellus on the lower median interspace, which is constant, the whole of the spots vary at random; sometimes one, sometimes another, is totally absent, or on the other hand developed into a perfect ocellus; the number of perfect ocelli varies from one to six; where there are two only it is sometimes the third and fifth, sometimes the fifth and sixth; where there are three, it may be the third, fifth and sixth, or the second, third, and fifth, and so on. There are also sometimes one, sometimes two, ocelli below the subapical ocellus on the underside of the forewing. On the upperside of the hindwing there is typically only a single ocellus corresponding to the constant fifth of the underside; often a second is developed corresponding with the third in series, sometimes a third corresponding with the sixth, and occasionally, though rarely, the whole series of six is developed. If there is more than one ocellus on the upperside there are usually (but not always) at least four on the underside; and wherever the series is complete on the underside, more than one is almost invariably developed on the upperside.

*C. nirmala* in all its forms is very common at moderate elevations throughout the Western Himalayas from May till September. It affects the undergrowth in glades in forests, and may be seen on the wing even on damp and cloudy days.

240. *Callerebia daksha*, Moore.

*C. daksha*, Moore, Proc. Zool. Soc. Lond., 1874, p. 266, pl. xliii, fig. 1.

HABITAT: Kashmir.

EXPANSE: ♂, 1.75 to 2.15; ♀, 1.87 inches.

DESCRIPTION: "MALE and FEMALE: UPPERSIDE dark brown. Forewing with a small subapical black-bipupilled ocellus. Hindwing with a smaller subanal black spot, having a single white pupil, a white dot beyond it on the middle of the disc, some specimens showing also an intermediate dot. UNDERSIDE slightly paler, but uniform brown. Forewing with a pale ferruginous ring encircling the subapical ocellus, beneath which is a minute white dot. Hindwing with a pale ferruginous ring encircling the subanal black spot; a minute anal and a transverse discal series of five prominent white dots, which in some specimens appear on a black spot with a ferruginous ring."

"This is the smallest species of the genus yet described, and may be distinguished on the upperside by the absence of the ferruginous ring round the ocellus, on the underside by being of a uniform colour and without mottlings on the hindwing." (Moore, l. c.)

*C. daksha* is a comparatively rare insect, and appears to be local. The type specimens were taken at Goolmurg, 9,000 to 10,000 feet altitude. Mr. de Nicéville took a single specimen at Gond also in Kashmir; and Mrs. Bazett took a large number at Katabal near Goolmurg, at 8,000 to 9,000 feet altitude in June; but we have no other records of its capture. The development of the ocelli on the underside of the hindwing varies as in *C. nirmala*, but the white spots are generally much more prominent. It is also variable in size.

Genus 26.—ZIPETES, Hewitson. (PLATE XVII. \*)

*Zipetis*, Hewitson, Ex. Butt., vol. iii, p. 100 (1863); *Ziboetes* or *Zipates*, Wood-Mason, Journ. A. S. B., vol. 1, pt. ii, p. 86 (1881), note.

"BODY small, hairy. Eyes small, smooth. Antennæ slender, short, slightly thicker from the middle to the tip; the articulations short, easily seen. Palpi long, compressed, thickly clothed with long hair; the last joint scarcely seen. FOREWING with the costal margin arched, the apex rounded, the inner margin nearly straight. Costal nervure alone swollen at the base, reaching the middle of the wing. Subcostal nervure with four branches, equi-distant; two before the end of the discoidal cell. The discoidal cell half the length of the wing, closed; upper disco-cellular nervure very short, the middle one half as long as the

\* ZIPETES, erroneously spelt ZIPARTIS on the plate.

lower, slightly curved inwards; the *lower* one curved outwards, united to the third branch of the median nervure (which joins at an angle) at a distance from its base. HINDWING with the *costal* nervure joining the margin at the middle of the wing; *subcostal* nervure with its first branch arising at its middle; the *discoidal cell* closed obliquely; the *upper disco-cellular* nervure arising at a short distance below the first branch of the subcostal nervure; the *lower* one twice its length, joining the third median nervure at a short distance from its base." (Hewitson, l. c.)

*Zipates* is very closely allied to *Callerebia*; structurally indeed they are almost identical, but in style of markings they differ considerably. In *Zipates* there are no ocelli on the upperside, but on the underside on the hindwing the ocelli are very large, irregular, and enclosed in brilliant silvery bands. The male has no sexual patches or tufts on the wings, and the sexes are similar in colour and style of markings.

Only two species of *Zipates* are known, both of them Indian—one from North-Eastern India, and the other from the hills of South India. Neither of them appear to be very common.

#### Key to the species of *Zipates*.

- A. Upperside dark brown, with no ocelli; UNDERSIDE, hindwing with the ocelli large irregular, and enclosed by brilliant silvery bands.
- a. Both wings with a broad transverse white band; the ocelli of the hindwing enclosed by silvery bands in two groups.  
241. *Z. SAITIS*, South India.
- δ. Dark brown, paler at the margins, but no white bands; the ocelli of the hindwing enclosed by silvery bands in a single group.  
242. *Z. SCYLAX*, North-East India.

#### 241. *Zipates saitis*, Hewitson. (PLATE XVII, FIG. 58 ♀.)

*Zipates saitis*, Hewitson, Ex. Butt., vol. iii, p. 100, pl. *Hypocista* and *Zipates*, fig. 6 (1863), male.

HABITAT: Hills of South-India.

EXPANSE: ♂, 2·3 to 2·5; ♀, 2·5 to 2·7 inches.

DESCRIPTION: "MALE: UPPERSIDE dark brown. Both wings crossed beyond the middle by a band of white. UNDERSIDE as above, except that the *hindwing* is crossed by a band of five ocelli [within the white band], with white pupils and rufous iris, bordered with silver; the first, fourth, and fifth small, the second large and with two pupils, the third half its size." (Hewitson, l. c.) The silver border encloses the first and second ocelli in one group, and the third, fourth, and fifth in another. The FEMALE is paler in colouration, larger, the white bands wider, and with the wings somewhat broader.

We have as yet only received *Z. saitis* from Mr. Harold Fergusson, who took it in May and June at Mynall in the Ashamboos hills in Travancore at an altitude of 2,600 feet. It is also found in the Nilgiris and the Wynaad, and probably in the other hill ranges in the south of the Peninsula, but appears to be nowhere common.

The figure shows the upper and undersides of a female specimen from the Ashamboos range in Travancore in Major Marshall's collection.

#### 242. *Zipates scylax*, Hewitson. (PLATE XVII, FIG. 62 ♀.)

*Zipates scylax*, Hewitson, Ex. Butt., vol. iii, p. 100, pl. *Hypocista* and *Zipates*, fig. 7 (1863).

HABITAT: Naga hills, Sylhet, Sikkim.

EXPANSE: 2·3 to 2·4 inches.

DESCRIPTION: "UPPERSIDE dark brown, paler towards the margins; the outer margins rufous, traversed by a submarginal black line. UNDERSIDE as above, except that there are two submarginal lines of black; that the *forewing* has a band of five small ocelli, the pupils blue, the iris rufous; and that the *hindwing* has a band of five ocelli, the pupils blue, the iris rufous; the first, fourth, and fifth small, the fourth oval with two pupils, the third large, all surrounded by a common band of silver." (Hewitson, l. c.) There is also a less brilliant silver band

on the forewing on the inner side only of the series of ocelli. The FEMALE is similarly coloured and marked, but larger, paler, and with broader wings; the submarginal dark lines are also both visible on the upperside in both sexes.

*Z. scylax* is rather a rare insect; it was originally recorded from Sylhet, but has not since been obtained from that district. Mr. Otto Möller has taken it at moderate elevations in Sikkim, and Mr. de Nicéville met with it in the Great Runjit valley in October, it will probably be found to occur here and there in the lower ranges on the north-eastern frontier of Bengal and Assam.

The figure shows the upper and undersides of a female specimen from the Great Runjit valley, Sikkim, in the Indian Museum, Calcutta.

The remaining genera of this subfamily show an approach to *Elymnias* in the clothing of the palpi, which are provided with a distinct tuft of hairs at the back of the middle joint, where it lies against the face; they are all aberrant, in that the palpi in front are not clothed with long porrect hairs, and in that the nervures of the forewing are not perceptibly dilated at the base. In *Melanitis* and *Hipio* there are no sexual marks on the wings of the male insect; but in both *Cyllogenes* and *Parantirrhœa*, there are very remarkable sexual characters. All of them are tropical or sub-tropical insects.

#### Genus 27.—MELANITIS, Fabricius. (PLATES I and XII).

*Melanitis*, Fabricius, Illiger's Mag., vol. vi, p. 282 (1807); *Cyllo*, Boisduval, Voy. Astrol., Lep., p. 140 (1832); id., Westwood, Gen. D. L., vol. ii, p. 360 (1851).

"BODY small, weak; wings large; forewing emarginate along the outer margin; hindwing angulated or tailed in the middle of the outer margin. HEAD moderate-sized, hairy, with a broad short tuft in front. EYES prominent, naked. PALPI rather short, compressed, broad, obliquely porrected upwards, the tip not reaching to the level of the top of the eyes; thickly clothed with short scaly hairs lying close together; the back of the middle joint with a thick tuft of hairs extending from the middle to the tip. ANTENNÆ of variable length, slender, terminated by a gradually formed elongate club, scarcely thicker than the rest of the antenna. THORAX rather short, compressed, elevated in its hinder portion. ABDOMEN small, or but moderately robust. FOREWING, subtriangular; costal margin [more or less] strongly arched, apex rounded; outer margin [generally, not always] angulated or rather dilated a little below the apex, below which it is emarginate; inner margin nearly straight. None of the nervures dilated at the base; costal nervure extending a little beyond the middle of the costa; subcostal nervure with its branches as in *Lethe*; upper disco-cellular nervure very short, oblique, arising near the middle of the wing; middle disco-cellular equally short, more transverse; outer disco-cellular long, much curved, the curve being towards the base of the wing, the extremity directed outwards, and uniting with the third branch of the median nervure at about the same distance from its base as exists between the origin of its first and second branches, the third branch angulated at the point of junction with the lower disco-cellular, beyond which it is nearly straight. HINDWING broadly subovate; apex rounded; outer margin scalloped, strongly angulated, or tailed in the middle at the extremity of the third branch of the median nervure. Subcostal nervure nearly straight; costal nervure extending nearly to the apex; subcostal nervure branching at a moderate distance from the base (which is rather nearer the body than the præcostal nervure); upper disco-cellular nervure short, curved; lower disco-cellular considerably longer, nearly straight, oblique, uniting with the third branch of the median nervure at a short distance beyond its origin, closing the discoidal cell in an acute point. FORELEGS very minute, clothed with short hairs, not forming a brush; the tibia nearly equal in length to the femur; tarsus about two-thirds of the length of the tibia. Forelegs of the FEMALE rather longer, scaly; the femur clothed with short hairs beneath; tibia and tarsus of nearly equal thickness throughout; the latter obliquely truncate at the tip, with a few minute spines visible at or near the tip beneath, indicating the articulations. Middle and hindlegs of moderate length, slender, scaly; tibiae with a very few very slender spines beneath; tibial spurs small; tarsus with the articulations

very distinct, armed beneath, and at the tips, with rather long fine spines; *claws* curved, acute; armed beneath near the tip with a distinct acute tooth, nearly equal in size to the apical tooth of the claw."

"LARVA long, somewhat pisciform, being narrowed behind the head, gradually thickening to the middle of the body, and then gradually acuminate to the tail, which is terminated by two long setose pointed horns; head somewhat heart-shaped, the upper edge armed with two erect obtuse setose horns. PUPA thick, simple; head-case terminated in an obtuse point." (Westwood, l. c.)

### Key to the Indian species of *Melanitis*.

- A. Underside finely striated throughout, and with distinct black ocelli with white pupils.
- a. Pale brown; the striation of the underside uniform, bold and distinct; the ocelli perfect and prominent; the costa of forewing usually moderately arched; the inner margin rather short. Falcation of the forewing usually prominent; outer margin sometimes straight or slightly concave.
243. *M. LEBA*, India, Ceylon, Burma, Malayana, China.
- b. Dark brown; the striation of the underside irregular, and less distinct on the outer half; the ocelli less prominent; the costa of forewing strongly arched, increasing greatly the breadth of the wing, and the inner margin comparatively longer. Outer margin of forewing entire or only slightly falcated.
244. *M. ASWA*, India, Ceylon, Burma.  
*M. tristis*, India.  
*M. sayudana*, Ceylon, Java.
- B. Underside very variable but without distinct striation; the ocelli wanting altogether, or where present blurred or irrorated, and indistinct. Falcation of the forewing prominent.
- a. With dull indistinct ferruginous marks on the forewing often entirely wanting; the upperside always dark brown.
- a<sup>1</sup>. Upperside very dark brown, ashy at the margins; a dull ferruginous streak from the costa, always indistinct, often obsolete.
245. *M. BELA*, India, Burma.
- β<sup>1</sup>. Upperside dusky olive-brown; the apex suffused with dull ferruginous.
246. *M. TAMBRA*, Ceylon.
- c<sup>1</sup>. Upperside with no trace of ferruginous markings.
- a<sup>2</sup>. Upperside with two white spots on the forewing; underside ashy tinged with olive on the basal half; hindwing with a submarginal series of paler spots.
247. *M. VARANA*, S. India.
- β<sup>2</sup>. Upperside with no white spots on the forewing; underside glossy olive-brown, tinged or irrorated with ashy white on the basal two-thirds; hindwing with a white dot near the anal angle, and another at the end of the cell.
248. *M. GOKALA*, S. India.
- δ. With bright ferruginous markings on the upperside of the forewing towards the apex.
- a<sup>1</sup>. Upperside brown, scarcely irrorated with ashy at the outer margin; the ferruginous mark incompletely encircling a blackish patch with two white spots, and not reaching the costa.
249. *M. ISMENE*, India, Ceylon, Burma, Andaman Isles, Malayana.
- β<sup>1</sup>. Upperside brighter brown (much darker in the males), more broadly irrorated with ashy on the margin than in *M. ismene*; the ferruginous mark consisting of a streak from the costa, and in the females extending round the black patch, and by suffusion to the outer margin.
250. *M. DURVODANA*, N. India, Orissa, Burma.
- c<sup>1</sup>. Upperside brighter brown (darker in the males), the marginal irrorations less prominent; the ferruginous mark a broad diffused subapical band interrupted on its inner edge by a blackish patch usually without white spots.
251. *M. ZITENIUS*, India, Burma, Andaman Isles.
- a<sup>1</sup>. Upperside brown; the ferruginous mark a broad subapical band as in *M. zitenius*, but without the black patch interrupting it.
252. *M. GNOPHODES*, India.

The most striking feature of the genus *Melanitis* is the extent to which the outer margin of the forewing is falcated or produced into a point below the tip of the lower discoidal nervule; this falcation varies much, being scarcely traceable in some specimens of *M. leda* and *aswa*, but in most of the species it is very prominent. The extreme shortness of the middle discoidal nervule of the forewing is another well-marked character, the two discoidal nervules originating close together just below the subcostal nervule; the nearest approach to this character being in *Rhaphicera*.

The Butterflies of this genus are of dull colouration, and moderately large size; the usual colour is some shade of brown on the upperside, variegated in many species with black and ferruginous towards the apex of the forewing, with one or two white spots; the underside is in some species extremely variable, showing every variety of autumnal tint, and in all cases beautifully harmonising with the dead leaves among which the insects generally settle. They shun the sunshine, and are found in shady forests or secluded spots in gardens, but always under the shade of trees or bushes; they are almost crepuscular in their habits, being active on the wing only towards sunset. They feed on juices, and numbers may be found crowding round slits in the bark of fruit trees when the sap exudes, and where date palms are found they may often be observed in large numbers imbibing the juice of the trees when cut for toddy.

The genus *Melanitis* is widely distributed in the Indian region, one or two species being found commonly almost everywhere; in the hills they do not ascend to any great elevation, and north of the Himalayas they are unknown, but a few species are found in Africa, and others extend through the Malay Archipelago to Australia and China. The great variation shown by these insects renders it difficult to define the species; great differences of opinion on this point have naturally resulted. Mr. Kirby includes the whole of the Indian species as varieties of *M. leda*; but so far as we can see at present there are several quite distinct forms.

243. *Melanitis leda*, Linnaeus. (PLATE I).

*Papilio leda*, Linnaeus, Syst. Nat., vol. i, pt. ii, p. 773, n. 151 (1767); id., Drury, Ex. Ins., vol. i, pl. xv, figs. 5, 6 (1773); id., Cramer, Pap. Exot., vol. iii, pl. cxcvi, figs. C, D (1779); *Oreas marmorata leda*, Hübner, Samml. exot. Schmett., vol. i, pl. xci, figs. 1-4 (1806-1816); *Melanitis leda*, Fabricius, Ill. Mag., vol. vi, p. 282 (1807); id., Moore, Lep. Cey., vol. i, p. 15, pl. x, figs. 1, 1b, male; 1a, female (1880); id., Distant, Rhop. Malay., p. 41, pl. iv, fig. 10 (1882), male; *Hipio leda*, Hübner, Verz. bek. Schmett., p. 56, n. 538 (1816); *Satyrus leda*, Godart, Enc. Méth., vol. ix, p. 478, n. 4 (1819); *Hipparchia leda*, Horsfield, Cat. Lep. E. I. C., pl. viii, figs. 9, larva; 9 a, pupa; 9 b-h, structure of imago (1829); *Cylo leda*, Butler, Ann. and Mag. of Nat. Hist., third series, vol. xix, p. 51 (1867); id., Hewitson, Journ. Linn. Soc. Lond., Zoology, vol. viii, p. 144 (1864).

HABITAT: Throughout India, Burma, the Malay Peninsula, Ceylon, Andaman Isles, and the Malay Archipelago to China.

EXPANSE: 2.5 to 3.1 inches.

DESCRIPTION: MALE and FEMALE: UPPERSIDE uniform, somewhat pale brown. Forewing with two rounded black spots, the lower the larger, confluent and placed midway between the end of the cell and the outer margin, one on either side of the third median nervule. The lower spot is centred with pure white, the upper one has a somewhat larger white spot on its outer margin. The black spots are very obscurely more or less surrounded with ferruginous, and there is a very diffused black patch between the upper one and the costa, and another similar patch internal to it, extending into the end of the cell, these two patches being divided by a very obscure ferruginous bar. Hindwing with a series of submarginal ocelli, varying in number and distinctness coincident with the ocelli on the underside, black with white pupils and ochreous irides. UNDERSIDE much paler, uniformly striated throughout with darker brown. Forewing with from three to five submarginal ocelli, the one between the upper median nervules always the largest and further removed from the margin. Hindwing with six more or less distinct ocelli, the upper one the largest, the remainder gradually increasing to the fifth which is nearly as large as the first, the sixth at the anal angle smaller, often bipupilled, sometimes geminate; all the ocelli on both wings black with white (sometimes irrorated with blue) pupils, yellow irides, and dark brown outer ring.

Typically there are no fasciæ on the UNDERSIDE, but in some cases the striæ coalesce into dark bands from the costa of the forewing, the first reaching the outer angle, the second continued as a discal band across both wings, and with other abbreviated and less distinct

bands between; there is every gradation between the two extremes to be found wherever the species exist, but the fasciæ are more highly developed in some specimens from Mhow in Central India, taken by Colonel C. Swinhoe, than in any others that we have seen. On the UPPERSIDE some specimens have distinct traces of ferruginous marks on the forewing showing in this feature an approximation to *M. ismene*, but in all these cases the markings of the underside are quite sufficient to establish their identity with *M. leda*.

*M. leda* is extremely common in many parts of the country, and has a very wide range; it is found throughout the plains of India from Travancore to the Punjab, and also in Ceylon, Burma, the Andamans, Malayana and China. It is on the wing more or less throughout the year but is perhaps most common in the autumn. Details of the structure of *M. leda* are given on Plate I, copied from Horsfield's plate.

Var. (a). UNDERSIDE with the fasciæ and a distinct suffused marginal band ochreous or ferruginous, the entire basal area also tinged with ochreous or ferruginous, the striation finer and closer but equally uniform, the ocelli much smaller, and many of them often obsolete. This variety has been found in Kulu in the N.-W. Himalayas, in Burma, at Poona in the Deccan, and at Trevandrum in Travancore. It is distinctly intermediate between *M. leda* and some varieties of *M. aswa*, not only in the style of the fasciæ and marginal band, and in the less distinct and prominent ocellation, but also in outline, for it has the costa more strongly arched, and the forewing consequently broader than in *M. leda*, but never so much so as in *M. aswa*, and this and its paler colouration will always serve to distinguish it from *M. aswa* in any of its forms. It appears to be a fairly constant form.

The LARVA of *M. leda*, figured in Horsfield's Cat. Lep. E. I. C., pl. viii, fig. 9 (1829) is green, covered with short hairs, and has several longitudinal streaks of a deeper green. According to Colonel Lang it feeds on *Saccharum ravennæ*. The PUPA is figured on the same plate (fig. 9a) and is green with yellow markings.

#### 244. *Melanitis aswa*, Moore.

*Cylo aswa*, Moore, Proc. Zool. Soc. Lond., 1865, p. 769; *C. tristis*, Felder, Reise Novara, Lep., vol. iii, p. 464, n. 785 (1867); *Melanitis suvudana*, Moore, Horsfield and Moore, Cat. Lep. E. I. C., vol. i, p. 224, n. 466 (1857).

HABITAT: India, Burma, Ceylon.

EXPANSE: 2.2 to 3.0 inches.

DESCRIPTION: "MALE: UPPERSIDE uniform dark brown, without spots or other markings. UNDERSIDE brown, uniformly covered with short grey striæ. Forewing with four or five more or less defined apical ocelli, each composed of a black spot, white pupil, pale ferruginous iris and dark brown outer circle, a marginal band ferruginous brown. Hindwing with a transverse discal line and broad marginal band ferruginous brown; a submarginal series of six well-defined ocelli, each composed of a black spot, white pupil, ferruginous iris, and dark brown outer circle." (Moore, l. c.) The FEMALE is apparently unknown.

*M. aswa* may always be distinguished from *M. leda* by the very dark brown colour of the UPPERSIDE, and by the peculiar shape of the forewing, the inner margin being long, and the costa highly convex, giving great breadth to the wing; the outer margin is typically even and straight, or but slightly convex, but in some specimens the falcation is as distinct as in some of *M. leda*, and in many a trace of it is perceptible. Typically also both wings are unspotted, but in some cases the forewing has one or two, or even three, white spots on a blackish ground, and there is a single white spot indistinctly ringed with blackish on the lower median interspace of the hindwing, and sometimes two others, one on either side of the first spot. The UNDERSIDE also is much darker; the fasciæ are placed as in *M. leda*, var. (a), but are less distinct and more ferruginous in tone, and the striation is less uniform, being far less distinct on the outer area.

It inhabits much the same range as the variety of *M. leda* referred to; we have specimens from Kulu, Sikkim, Sibsagar, Shillong, Burma, the Wynaad and Travancore.

Var. *tristis*, Felder, (PLATE XII, FIG. 27, male). HABITAT: North India (Felder); South India. EXPANSE: 2.6 to 3.0 inches. DESCRIPTION: "MALE: Upperside obscure fuscous, paler

at the margins. **UNDERSIDE:** *Both wings* obscure ferruginous-swarthy, densely and finely variegated with white. *Forewing* with five minute ocelli, arranged as in *C. leda* [= *M. leda*]. *Hindwing* with an obsolete ferruginous discal streak, subangulate externally, with six ocelli much smaller than in *C. leda*. The form of the wings differs proportionally from all the examples of *C. leda* from many localities now before us. The *forewing* is longer in the inner margin; the *hindwing* likewise is broader, but *shorter* within than in *C. leda*. (Felder, Reise Novara, Lep., vol. iii, p. 464, n. 785 (1867).)

*M. tristis* is clearly distinct from *M. leda*, but we are unable to find any character which satisfactorily separates it from *M. aswa*, of which it appears to be merely a variety. The paler margins of the upperside, and the extent to which the ferruginous bands of the underside are developed show much variation in different specimens. The figure shows the upper and undersides of a male specimen from the Wynaad, in the Indian Museum, Calcutta.

Var. *suyudana*, Moore. **HABITAT:** Java (Moore), Ceylon. **EXPANSE:** 2·6 to 2·8 inches. **DESCRIPTION:** "UPPERSIDE deep dark brown, paler on the margins; a single whitish spot near the apex of the *forewing*, and a minute dot on the *hindwing*. **UNDERSIDE** deep mottled ferruginous-brown, with indistinct darker usually transverse streaks; a triangular space of mottled greyish-white from the costal margin near the apex. *Hindwing* with six small pale spots centred with a white dot." (Moore, Horsfield and Moore, Cat. Lep. E. I. C., vol. i, p. 224, n. 466, 1857.)

We have two specimens from Ceylon which answer very closely to this description. In one of them the upperside is immaculate, but the underside of both agree almost exactly. The outer margin of the *forewing* is very slightly angled. As a species it appears inseparable from *M. aswa*, but the subapical triangular pale patch on the underside of the *forewing* is more prominent than in any specimens of *M. aswa* we have seen. It is not included in Moore's "Lepidoptera of Ceylon."

#### 245. *Melanitis bela*, Moore.

*M. bela*, Moore, Horsfield and Moore, Cat. Lep. E. I. C., vol. i, p. 223, n. 465 (1857).

**HABITAT:** Eastern Himalayas, Assam, Tenasserim, South India.

**EXPANSE:** 2·9 to 3·3 inches.

**DESCRIPTION:** "UPPERSIDE deep dusky-brown. *Forewing* with a small indistinct ferruginous streak, below which the space is blackish; the two usual white spots. *Hindwing* with one minute white dot. **UNDERSIDE** deep mottled ferruginous-brown: triangular patch near the apex of the *forewing* paler. *Hindwing* with six spots." (Moore, l. c.) The FEMALE is slightly paler than the male, and the wings broader, but it is identical in markings.

*M. bela*, as found in North-Eastern India, appears to be less variable than the other species of *Melanitis*; the UPPERSIDE is very dark brown, the margins irrorated with ashy, most broadly about the apex of the *forewing*; the ferruginous streak from the costa is never very distinct, and often scarcely discernible, the black patch is indistinct; the white spots are almost invariably both present and prominent, the upper one the larger; and there is almost always a single submarginal white dot on the *hindwing* on the lower median interspace, and sometimes another on the upper median interspace. On the UNDERSIDE too it is comparatively constant, sometimes the ferruginous tint, sometimes an ashy grey tint prevails, but usually the basal half is somewhat darker than the rest; and the ground-colour is variegated by dark brown mottlings tending to coalesce in irregular patches, and with greyish mottlings indistinctly grouped into transverse bars on the *forewing*; the ocelli are blurred and often indistinct, and the addition of a few ochreous dots completes the resemblance to a dark and withered leaf. The *forewing* is moderately falcate in all the specimens we have seen.

From South India we have a fairly typical specimen taken by Mr. G. Vidal at Khandalla on the 4th April; and a very curious variety taken by Mr. Rhodes Morgan in the Wynaad in which the ocelli of the underside on the *forewing* are placed on a series of diffused white patches largest on either side of the upper median nervule. It also seems not unlikely from

the descriptions that *M. varaha* and *M. gokala* are merely South Indian varieties of *M. bela*, and from the figures that *M. tambda* is a variety from Ceylon, but on these points we are as yet unable to speak definitely.

*M. bela* is not uncommon in Sikkim, and at Sibsagar in Upper Assam. Captain C. H. E. Adamson took it at Akyab in October, Captain C. T. Bingham took it in Tenasserim in the Meplay Valley in January and February, and in the upper and lower Thoungyeen forests in March, April and May; and Mr. Harold Fergusson has sent a single specimen from Travancore.

246. *Melanitis tambda*, Moore.

*M. tambda*, Moore, Lep. Cey., p. 15, pl. ix, figs. 2, 2b, male; 2a, female; 2c, larva and pupa (1880).

HABITAT: Ceylon.

EXPANSE: ♂, 2.5; ♀, 2.75 inches.

DESCRIPTION: "MALE: UPPERSIDE dark dusky olive-brown. *Forewing* ferruginous-brown at the apex, with a subapical small white spot (in some specimens an indistinct lower spot), and an indistinct black contiguous spot. *Hindwing* without markings. UNDERSIDE dusky-ferruginous or purple-ferruginous, nervures speckled with pale ochreous, basal area densely covered with dark purple-ferruginous strigæ, forming three confluent irregular fasciæ on the forewing, but more uniformly disposed on the hindwing, which has a narrow discal fascia only. *Forewing* with a pale triangular costal space before the apex, and four small ochreous brown-ringed spots, the penultimate spot with a contiguous inner white spot, posterior margin broadly dull sap-brown. *Hindwing* with a pale ochreous space and a contiguous dusky spot within end of the cell; disc transversely washed with greyish-purple, a submarginal row of small ochreous brown-ringed spots. FEMALE: UPPERSIDE ferruginous olive-brown. *Forewing* with a subapical dusky-black patch extending paler across end of the cell to costal nervure, and suffusedly bordered externally and across the apex with paler ferruginous, and centred with two white spots, the lowest spot small or obsolete. *Hindwing* with three or four lower submarginal small white spots. UNDERSIDE ferruginous; strigæ, transverse fasciæ, and outer border dark ferruginous, subapical spots on *forewing* and submarginal spots on *hindwing* with double rings and whitish centre, the penultimate subapical spot with a contiguous inner larger whitish spot. *Body* brown. *Legs* ferruginous."

"LARVA elongated, thickened in the middle; head with two long pubescent red processes; last segment also with two processes; green with longitudinal and transverse darker lines; face striped with red. PUPA green; head and thorax flattened." (Moore, l. c.)

"Found in the western and central provinces of Ceylon. Plains and up to 3,000 feet. June to September. Habits same as *M. leda*." (Hutchison).

The figures given by Moore do not at all answer to his description quoted above. The MALE is shown as having the UPPERSIDE dark brown, the margins irrorated with pale ashy brown; the forewing with the usual two white spots and a well-defined oval ochreous patch on the costa, the hindwing unmarked; the FEMALE is dark brown, slightly paler and mottled with blackish on the margin; the forewing with a single indistinct white spot, the middle of the costa suffused with ferruginous and mottled with blackish; the hindwing unmarked. The UNDERSIDE is shown as uniform dark chestnut brown, slightly paler at the margins, and with very indistinct darker strigæ; a single ferruginous brown discal streak on each wing; the forewing with a single pure white spot, the hindwing with four submarginal ochreous spots and two similar spots at the end of the cell; a few whitish scales along the nervules at apex of forewing and abdominal half of hindwing. In the figures of the upperside the outer margin of the forewing is falcated, in that of the underside it is straight and nearly even.

We have seen no specimens and can make nothing satisfactory of this species; from the description it appears to be allied to *M. arva*, var. *suyudana*, which also occurs in Ceylon; but from the figures it would seem to be merely a variety of *M. bela*.

247. *Melanitis varaha*, Moore.

*M. varaha*, Moore, Horsfield and Moore, Cat. Lep. E. I. C., vol. i, p. 224, n. 467 (1857).

HABITAT: Canara, South India.

EXPANSE: 2·37 inches.

DESCRIPTION: "UPPERSIDE dusky-brown, ashy-brown along exterior margins; subapical patch indistinctly black, with two white spots. UNDERSIDE ashy, tinged with olive from the base to the middle of wing; near apex of forewing two small brown dots. Hindwing with a submarginal row of indistinct paler spots." (Moore, l. c.)

We are unable to identify this species; nothing that we have in our collections answers exactly to the description; the shape of the forewing is not indicated; the very small size is only approached by some specimens of *M. astva*; but it seems to us that it is nearest to *M. bela*, of which it may probably prove to be merely a small variety.

248. *Melanitis gokala*, Moore.

*M. gokala*, Moore, Horsfield and Moore, Cat. Lep. E. I. C., p. 224, n. 468 (1857).

HABITAT: Canara, S. India.

EXPANSE: 3 inches.

DESCRIPTION: "UPPERSIDE brown, suffused with ashy about the apex and exterior margins; an indistinct blackish subapical patch (without spots.) UNDERSIDE glossy olive-brown, washed on the basal two-thirds with pulverulent ashy-white; a small white dot on lower disco-cellular nervule, and another near anal angle of hindwing." (Moore, l. c.)

This species also we are unable to identify; the outline of the forewing is not indicated; it seems to be closely allied to *M. bela*, but the complete absence of the white spots of the upperside, and of the submarginal series of the underside of the hindwing would, if constant, suffice to distinguish it. In all the specimens of *M. bela* that we have seen the anterior spot on the upperside of the forewing is invariably present, and in almost all cases both are visible.

249. *Melanitis ismene*, Cramer. (PLATE XII, FIG. 28 ♂.)

*Papilio ismene*, Cramer, Pap. Ex., vol. i, pl. xxvi, figs A, B (1775); *P. mycena*, idem, id., vol. iv, pl. ccxci, fig. F; *P. arcensia*, idem, id., pl. ccxcii, fig. C (1780); *Melanitis ismene*, Moore, Lep. Cey., vol. i, p. 14, pl. x, figs. 2, 2a, male; 2b, larva and pupa (1880); idem, id., Distant, Rhop. Malay., p. 42, n. 2, pl. iv, figs. 9, 12, male; 11, female (1882).

HABITAT: Throughout India, Ceylon, Burma, Andaman Isles, and the Malay Peninsula and Archipelago.

EXPANSE: 2·8 to 3·2 inches.

DESCRIPTION: MALE and FEMALE: UPPERSIDE uniform rather dark brown. Forewing with a large black spot pupilled with white, placed between the second and third median nervules, with another somewhat elongated black spot in the interspace above it also with a white spot, but placed upon or near to its exterior margin; sometimes with a third indistinct suffused spot below the second median nervule. These spots are inwardly and beneath, below the second median nervule, bordered with bright ferruginous; there is also a somewhat square patch of this colour above the uppermost black spot. In some specimens there is a suffused black patch merging into the dark ground-colour on either side of the subapical squarish ferruginous patch. Hindwing usually with one or two submarginal black spots with white centres near the anal angle; these vary much in size, as also in number, and in some specimens are entirely wanting. The costa near the apex of the forewing, and the outer margin of both wings is in some specimens paler, thickly sprinkled with darker atoms, showing in this respect an approach to *M. duryodana*. UNDERSIDE extremely variable. The ground-colour in some specimens is very pale buff-brown, in others ferruginous, in some gray, and again in others almost black, with innumerable shades between all these colours. In most specimens there is a dark discal band common to both wings, with another similar band, but straighter, across the forewing about midway between the first band and the apex. Many

specimens are covered with irregular black or dark brown spots and blotches resembling fungi on dead leaves; some specimens have one or two white spots on the forewing, and a submarginal series of six more or less perfect ocelli on the hindwing, these latter being more usually represented merely by whitish spots, and are always more or less blurred. In all the specimens we have seen the *forewing* is more or less falcate (sometimes almost truncate) at apex, and caudate in the hindwing. The *FEMALE* is somewhat paler, and the ferruginous markings are rather more diffused.

"*LARVA* elongated, thickened in the middle, pubescent; head large, surmounted by two short pubescent red processes; last segment also with two processes; pale green with longitudinal rows of whitish dots; dorsal and lateral line darker green; head bluish, face striped with green and black. Feeds on *Graminæ*. *PUPA* green, cylindrical; head and thorax obliquely flattened." (*Moore*, l. c.)

*M. ismene* appears to be everywhere the commonest species of the genus. The upperside is very fairly constant in colouration throughout its range, some specimens, however, having the ground-colour darker than others; but the underside varies strangely even in the same locality; in fact no two specimens can be found exactly alike, and in their markings and tints they harmonise so completely with the autumnal colouration of decaying vegetation that when settled amongst dead leaves and dried up grass it is almost impossible to see them. Its range scarcely extends into the North-West Himalayas. Mr. C. J. Rodgers took it below Dalhousie. In four years collecting in the neighbourhood of Simla Mr. de Nicéville only took two specimens at a low elevation in November. The Indian Museum has a single specimen from Mussoorie, and to the eastward it becomes increasingly commoner. Similarly in the plains it is comparatively rare in the Punjab; in the North-Western Provinces it is much commoner, but throughout Bengal and Central and Peninsular India it is very common, and we have specimens from Assam, Sylhet, Cachar, Burma, Ceylon, and the Andaman Isles.

The figure on *PLATE XII* shows the upper and undersides of a male specimen from Calcutta in Major Marshall's collection. An outline figure of this species is given on *PLATE I*.

#### 250. *Melanitis duryodana*, Felder.

*Cylo duryodana*, Felder, *Reise Nov.*, Lep., vol. iii, p. 464, n. 786 (1867).

*HABITAT*: Sikkim, Cachar, Upper Assam, Khasi hills, Orissa, Burma and Upper Tenasserim.

*EXPANSE*: 2.9 to 3.1 inches.

*DESCRIPTION*: "*MALE*: *UPPERSIDE* swarthy, obscurely variegated with swarthy and hoary near the external margin (especially on the hindwing). *Forewing* with the subcostal area increasingly deep fuscous, with an oblique yellow bar-shaped fasciole scarcely reaching beyond the lower discoidal nervule to the hindward, and spreading over the apical third at the costa near the cell; immediately below that two wide black spots, defined externally with fulvous powdering, the upper rather large, the lower much larger, minutely pupilled with ochraceous. *Hindwing* with three hinder ochraceous dots, obscurely circled with fuscous. *UNDERSIDE* densely variegated with ferruginous-brown, with ochraceous external dots. *Forewing* with three costal fascioles, and the terminal area of the costa variegated with ochraceous. *Hindwing* with a subangulate ferruginous discal streak, the costal border and a streak before the margin ochraceous, variegated. *FEMALE*: *UPPERSIDE* paler than in the male. *Forewing* with the yellow fasciole much broader, paler. *UNDERSIDE* much paler, obsolete variegated. *Hindwing* with a blackish discal spot near the streak. Larger than *C. banksia*, [Fabricius, an African form of *M. ismene*]; all the wings longer, and more strongly angulated." (*Felder*, l. c.)

The Indian Museum, Calcutta, contains three males from Sibsagar, two from Khurda in Orissa, and one from Kulu. They are easily distinguished from the other species in the genus by their rich deep ferruginous brown uppersides, and in having a distinctly lighter outer border to both wings, thickly powdered (especially in the hindwing) with darker atoms. The straight, sharply inwardly defined ferruginous bar extending from the upper black spot almost

to the costa of the forewing, is also a marked feature in this species. There is also a single male from Shillong in Major Marshall's collection. The females are less easy to distinguish; they are as pale as *M. ismene*, but of a brighter brown, the forewing much more falcate; the ferruginous mark extends round the black patch and beyond it to the outer margin, which is broadly suffused with ferruginous, but the distinctive feature is that this ferruginous mark extends to, and is continued along the costa, which it never does in *M. ismene*. The **UNDERSIDE** of the male greatly resembles that of *M. bela*, to which it is closely allied; that of the female is chiefly remarkable for the bright ochreous tint which prevails, and in both sexes the colouration is comparatively constant. We have specimens of the female from Sikkim, from Shillong taken in November, from Pegu, and from Tenasserim taken in May and October.

251. *Melanitis zitenius*, Herbst. (PLATE XII, FIG. 29 ♀).

*Papilio zitenius*, Herbst, *Naturs. Schmetz.*, vol. viii, p. 5, pl. clxxxii, figs. 1, 2 (1796); *Melanitis vamana*, Moore, Horsfield and Moore, *Cat. Lep. E. I. C.*, vol. i, p. 223, n. 463 (1857).

**HABITAT**: Eastern Himalayas, Godavari District, Orissa, Burma, Andaman Isles.

**EXPANSE**: 3·1 to 3·8 inches.

**DESCRIPTION**: "Differs from *Melanitis banksia* [an African form of *M. ismene*] in being larger, the subapical ferruginous patch on the forewing occupying a larger space; the deep black patch extends to the costal nervure; the upper white spots smaller, the lower being very indistinct; two white dots on the hindwing. **UNDERSIDE** marked as in some specimens of *M. banksia*." (Moore, l. c.)

This is the largest species of the genus, excluding *M. constantia*, which has been generically separated under the name of *Hipio*, and is conspicuous from its ochreous tone of colouration, and the large extent of the ferruginous markings near the apex of the forewing. The white spots on the upperside of the forewing are very variable in size, and are sometimes entirely obsolete. The **MALE** is rather darker than *M. ismene*, specimens from South India and the Andamans being especially dark, and in these latter the ferruginous band is smaller and better defined than in North Indian specimens, and without the white spots. In one specimen the outer margin of the forewing is almost entire; in another the falcation is no more prominent than in typical specimens of *M. leda*. The band usually is interrupted by two black marks, partially or entirely coalesced into a quadrate patch, and above this the band is broadly defined at both edges by diffused black patches, the inner of which coalesces with the quadrate patch on the band; the margins are scarcely paler, and only slightly irrorated with ashy. On the **UNDERSIDE** it is somewhat variable, but not nearly so much so as *M. ismene*. The prevailing colour is generally grey, more or less variegated with ochreous or fulvous, and irregularly mottled throughout with dark brown dots, here and there clustered into patches; the submarginal spots and the fasciæ usually very indistinct, though sometimes prominent. The **FEMALE** is larger and paler, with the forewing highly falcate; the outer margins more broadly irrorated with grey and mottled with dusky; the ferruginous band wider and extended narrowly along the costa; it approaches very closely to the female of *M. duryodana*, but it is larger; the white spots of the forewing are indistinct or altogether wanting, and the ferruginous bar above the black patch extends much more obliquely to the costa. The **UNDERSIDE** is as in the male, but paler and generally much more ochreous or fulvous in tone, and the dark mottlings much less profuse.

*M. zitenius* is found in the Eastern Himalayas, and the Khasi hills, and through Burma to Tenasserim. We also have specimens from the Upper Godavery taken by Mr. C. B. Morris in September, and from Khurda in Orissa, taken by Mr. W. C. Taylor. In Tenasserim it was taken by Captain C. T. Bingham in the Thoungyeen forests in April; in the South Andamans taken by Mr. F. A. de Roepstorff in August; and there are specimens from the Daffla hills and from Sikkim and Yunnan in the Indian Museum, Calcutta.

The figure shows the upper and undersides of a female from Sikkim, in the Indian Museum, Calcutta.

252. *Melanitis gnophodes*, Butler.

*M. gnophodes*, Butler, Cat. Lep. B. M., *Satyridæ*, p. 5, pl. ii, fig. 1 (1868).

HABITAT: India.

EXPANSE: 3·2 to 3·3 inches.

DESCRIPTION: "MALE and FEMALE: UPPERSIDE coloured as in *Gnophodes (parmeno)*. UNDERSIDE variegated, the colours as in *phedima* or *banksia*. The male of this species resembles *Gnophodes parmeno*\* on the upperside; the female has a brighter orange band, and resembles the Natal form of the same insect." (Butler, l. c.)

Judging from Butler's figure of *M. gnophodes* the distinctive feature appears to be a fulvous almost straight band across the forewing beyond the cell from the costa to the hinder angle, bordered internally throughout its length, and externally near the costa, with dusky; the hindwing has two or three submarginal white spots near the anal angle. The forewing is considerably falcated, the outline of the wings being similar to that of *M. zitenius*, but it seems to differ from that species not only by the absence of the two large black patches on the forewing, which is an inconstant character, but also by the shape of the fulvous band, which is narrower, more regular, and more produced toward the hinder angle than in *M. zitenius*; in *M. gnophodes* the outer edge of the band is directed from the costa to the tip of the third median nervule, while in *M. zitenius* it is directed towards the tip of the falcation above the third median nervule. In Mr. de Nicéville's collection are four females of *Melanitis zitenius* from Sikkim which agree fairly well with Butler's figure of *M. gnophodes*, in that the two black spots on the forewing are obsolete in two specimens, very obscure in the other two. The ground-colour of the upperside is also paler than in most examples of *M. zitenius*, but these specimens are clearly only varieties of that species, and they suggest a doubt as to whether *M. gnophodes* is really distinct. At all events we have no specimens precisely agreeing with Butler's figure, and in the absence of specimens it must for the present be retained as distinct.

## Genus 28.—HIPIO, Hübner.

*Hipio*, Hübner, Verz. bek. Schmett., p. 56 (1816).

The next species has been retained by Butler under the subgeneric name *Hipio* of Hübner, and on his authority we adhere to the name, but we are unable to indicate any structural features to distinguish it from *Melanitis*. The subgenus contains several species from the Malayan Archipelago, but only a single one is recorded from India, and that appears to be excessively rare; we have never seen a specimen, and have doubts as to whether it really occurs in India at all. Its principal feature is the yellow transverse band of the forewing; the nearest approach to which is in *M. gnophodes*; and its large size which considerably exceeds that of any of the Indian *Melanitis*. It has large distinct ocelli on the underside of the hindwing as in *M. leda*.

253. *Hipio constantia*, Cramer.

*Papilio constantia*, Cramer, Pap. Ex., vol. ii, pl. cxxxiii, figs. A, B (1777); *Satyrus constantia*, Godart, Enc. Méth., vol. ix, p. 477, n. 1 (1819); *Cylo constantia*, Hewitson, Journ. Linn. Soc. Lond., Zoology, vol. viii, p. 143 (1864).

HABITAT: Darjiling and N. India (Moore); Malayana.

EXPANSE: 4·1 inches.

DESCRIPTION: FEMALE: UPPERSIDE deep rich brown. Forewing crossed beyond the cell from the costa to the inner angle by a broad band of ochreous, darker at the edges, and bearing in the interspace above the third median nervule a triangular white spot, bordered with black; below which is a black ocellus, pupilled with white and with a rufous iris. The outer dark area bears a single small round black spot above the lower discoidal nervule. Hindwing with a black submarginal line and three black spots near the anal angle, the two

\* A south and west African species.

outer ones pupilled with white. **UNDERSIDE** paler brown, thickly striated throughout with deeper brown. *Both wings* with a common dark brown subbasal fascia commencing at the subcostal nervure of the forewing, and ending at the median nervure of the hindwing: also with another wider and more prominent deep brown fascia commencing at the costa of the forewing, cutting the cell just beyond its middle, and crossing the hindwing beyond the cell in an inwardly curved line, and ending at the abdominal margin. This fascia is faintly bordered with pale brown outwardly on the forewing, more broadly and with a paler shade of the same colour on the hindwing. The outer margin of both wings of a deeper brown than the ground-colour, this border terminating on the hindwing at the tail, from thence to the anal angle the margin is but little deeper than the ground. *Forewing* crossed by a straight, transverse, outwardly sharply defined deep brown fascia, commencing at the costa, crossing the wing just beyond the cell, and not reaching the inner angle. This fascia is outwardly bordered with a band of pale brown. A submarginal series of three spots, the lowest in the interspace above the third median nervule somewhat large and white; the one above it black, pupilled with white and with a yellow iris; the third in the next interspace very small and white. *Hindwing* with a submarginal series of seven oval black ocelli, pupilled with white, and with yellow irides; the first the largest, the fourth and fifth also large and nearly equal in size, the sixth and seventh geminated. (Described from Cramer's plate).

"**MALE**: **UPPERSIDE** differs from the female only in having the transverse band more rufous and nearer the apex, the **UNDERSIDE** darker, with the ocelli of the *hindwing* much larger and more distinct." (Hewitson, l. c.)

The next species was originally described as a *Melanitis*, but was subsequently separated by Mr. Butler on the grounds stated below. The differences appear to be sufficiently marked to warrant generic separation.

**Genus 29.—CYLLOGENES, Butler. (PLATE XIII).**

*Cyllogenes*, Butler, Cat. Lep. B. M., *Satyridæ*, p. 6 (1868).

"Differs from *Melanitis* in the violet colouring of the **UPPERSIDE**; the concave form of the disco-cellulars of the *forewing*; the more wedge-shaped cell of the *hindwing*; and in the presence of a large silky dark patch in the forewing of the male." (Butler, l. c.)

Only a single species is known, which inhabits Sikkim; it has a short, curved, yellow band near the apex of the forewing in both sexes.

**254. *Cyllogenes suradeva*, Moore. (PLATE XIII, FIG. 30 ♂ ♀).**

*Melanitis suradeva*, Moore, Horsfield and Moore, Cat. Lep. E. I. C., vol. i, p. 225, n. 469 (1857).

**HABITAT**: Sikkim.

**EXPANSE**: 3 inches.

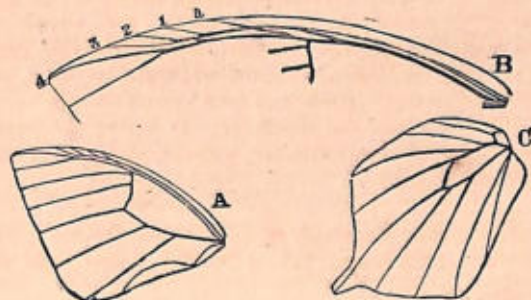
**DESCRIPTION**: "**MALE**: **UPPERSIDE** deep vinaceous-brown, darkest at the apex, and having in some lights a purple gloss. *Forewing* with a large black patch in the middle; a short narrow obliquely-curved yellow subapical streak. **UNDERSIDE** dull ochreous, suffused with brown, and covered with short, narrow, undulating striæ, as in *Melanitis leda*; a transverse darker streak across the middle of *both wings*; four small whitish submarginal spots on the *forewing*, and two near the anal angle." (Moore, l. c.) In the specimen in the Indian Museum, Calcutta, the male has also on the **UNDERSIDE** a purplish-white cloudy discal band on *both wings* beyond the darker streak. The **FEMALE** differs from the male in having the wings much broader, the yellow band broader, reaching the costa and extending partially along it, and it lacks the dark silky patch on the *forewing*; on the **UNDERSIDE** it is paler, and lacks the transverse purplish-white band.

*C. suradeva* appears to be a very rare insect. Colonel A. M. Lang, R.E., has five males in his collection, all from Sikkim, and Mr. Otto Möller has taken a female specimen also in Sikkim. The figure is taken from a male and a female from Sikkim in the Indian Museum, Calcutta, and shows the uppersides only.

The last genus of the *Satyrinae* included by us in the Indian fauna contains but one species, and is perhaps one of the most remarkable in the subfamily. Mr. Wood-Mason notes: "No Asiatic genus of *Satyrinae* presents us with any approach to the remarkable arrangement of the two hindermost veins of the forewing; but, in the South American genus *Antirrhaea*, we meet with identically the same arrangement, the first median nervule in *A. archæa* and its congeners running back to the inner angle, and the submedian nervure ending a considerable distance short of that angle, though not nearly so far short of it as in the Indian form. I propose the name *Parantirrhaea* in allusion to these remarkable points of resemblance. The species of the subfamily *Elymninae* alone present the same disposition of the three anterior nervules of the hindwing."

### Genus 30.—PARANTIRRHCEA, W.-M.

*Parantirrhaea*, Wood-Mason, Journ. A. S. B., vol. xlix, pt. ii, p. 249 (1880); *Parantirrhaea*, id., Ann. and Mag. of Nat. Hist., fifth series, vol. vii, p. 333 (1881).



A. Right forewing from the underside, natural size, to show the whole venation, and the inflected lobe of the inner margin. B. Anterior portion of the same, much enlarged, to show the relations of the nervules to one another: a, costal nerve; 1, 2, 3, 4, terminations of the four branches of the subcostal nerve. C. Right hindwing, from the underside, natural size.

"**MALE: FOREWING** triangular; costal margin moderately and regularly arched; apex acute; outer margin almost straight, being only just perceptibly convex; inner angle rounded; inner margin sinuous, being lobed at the base much as in the males of *Clerome* and *Æmona*, genera of *Morphinae*; subcostal nerve four-branched, the first branch given off before, and the second beyond, the end of the discoidal cell, the first, second, and third coalescing successively and respectively with the costal nerve; the first, and the second, and all three in turn becoming free and running off at a tangent, like the costal nerve, to the anterior margin, the fourth being perfectly free from its origin and running to the apical angle; lower disco-cellular nervule long, very slightly concave outwards, almost straight; middle one not quite half the length of the lower one, upper one rudimentary; submedian nerve sinuous, short, terminating near the inner margin at about the level of the junction of the basal and second fourth of the length of that margin, being, in fact, hardly more developed than is the internal nervule of the *Papilioninae* as compared with that of many Heterocerous Lepidoptera; the first median nervule directed straight outwards and backwards, out of its normal course, to the inner angle, and supplying the place of the rudimentary submedian nerve. On turning to the underside, it is seen that a narrow rounded lobe of the functional sutural area [inner margin] about six times as long as it is broad, is folded back upon the under surface, to which it is firmly adherent. This lobe occupies the middle two-fourths of the length of the inner margin, and is thickly clothed on its surface and fringed at its free edge with firmly attached, long, and somewhat raised modified scales, rendered conspicuous by their rich dark brown colour and satiny lustre. The outline of this turned-up lobe is marked out on the upperside by a curvilinear groove. **HINDWING** tailed, subquadrate, with four distinct margins, *vis.*, a strongly and irregularly arched costal margin, nearly straight external and hind margins, and an inner

or abdominal margin, marked out by the obtuse-angled apex, the tail, and the well-rounded anal angle; with a black, oval, sexual mark, divided by the submedian nervure, near the anal angle; *costal* nervure short and straight, terminating before, and the first branch of the subcostal which originates close to the base of its nervure ending beyond, the middle of the length of the costal margin, the second branch being given off before the middle of the discoidal cell, and extending into the apical angle; the *discoidal nervule* in the same straight or slightly curved line with the subcostal; the *disco-cellular* nervule sinuous; the *third median* nervule produced to a conspicuous tail. *Antennæ* fine and distinctly clubbed. FEMALE unknown." (Wood-Mason, l. c., in Journ. A. S. B.)

255. *Parantirrhœa marshalli*, W.-M.

*P. marshalli*, Wood-Mason, Journ. A. S. B., vol. xlix, pt. ii, p. 250 (1880); idem, id., Ann. and Mag. of Nat. Hist., fifth series, vol. vii, p. 335 (1881).



HABITAT: Trevandrum, Travancore.

EXPANSE: 2.4 inches.

DESCRIPTION: "MALE: UPPERSIDE, *both wings* dark fuscous, suffused with rich deep violet. *Forewing* with an outwardly and forwardly arched, subcrescentic, pale violet or mauve band, commencing beyond the middle of the wing at the costal nervure, terminating at the inner angle, and crossed obliquely by a series of three small white spots disposed in a straight line parallel to the outer margin, and placed upon folds of as many consecutive interspaces, the last being between the second and third median nervules. *Hindwing* relatively longer tailed than in *Melanitis ismene*, Cramer, with the membranous parts of the divergent tail almost wholly formed by the produced wing-membrane of the interspace between the second and third median nervules, a very narrow anterior membranous edging only being contributed by the interspace next in front; and with rather more than the basal two-thirds of its length in front of the discoidal nervule and subcostal nervure ochreous. UNDERSIDE, *both wings* ochreous, obscurely striated with a deeper shade of the same colour, and marked with a submarginal series of inconspicuous brown specks, the probable rudiments of ocelli. The FEMALE will, in all probability, prove to differ from the male not only in the absence of the sexual spot in the hindwing, but also in having the inner margin of the forewing straight, and neither lobed at the base nor turned up in the middle, and the first median nervule and the submedian nervure normally arranged and developed, and directed respectively to the outer margin and to the inner angle after the manner usual among butterflies." (Wood-Mason, l. c., in Journ. A. S. B.)

*P. marshalli* has as yet only been found in Travancore, where it was discovered by Mr. H. S. Fergusson on the Ashambo Hills in May.

The figure shews the upper and undersides of a male specimen from Trevandrum, South India, in the Indian Museum, Calcutta.

**SUBFAMILY III.—ELYMNIINÆ, Herrich-Schäffer, (PLATE XVII).**

*Elymniina*, Herrich-Schäffer, Prodr. Syst. Lep., pt. i, p. 15 (1864); *Eurytelidæ*, in part, Westwood, Gen. D. L., vol. ii, p. 403 (1851).

BODY moderately robust. HEAD moderate-sized. *Eyes* naked, prominent. *Antennæ* slender, with a slender gradually-formed indistinct club. *Palpi* elongate, porrect, clothed beneath with short appressed hairy scales and perceptibly tufted above, the tuft lying against the face and following the contour of the eye. WINGS large, weak, generally dentate, and very seldom ocellated. FOREWING with the *costal nervure* always greatly swollen at the base. *Discoidal cell* short and very broad; *upper disco-cellular nervule* very short, just beyond the second subcostal nervule; the upper discoidal nervule originating close to the subcostal nervure; the *middle disco-cellular* much longer, inwardly oblique, the *lower disco-cellular* considerably the longest, highly concave, and closing the cell by junction with the median nervure at the origin of its second branch. *Submedian* nervure undulate, extending to the hinder angle. HINDWING, *male* with a glandular patch in the upper half of the cell, overlaid by two tufts of erectile hairs laid along the atrophied trunk of the discoidal nervure in the middle of the cell; *discoidal cell* short, broad; *upper disco-cellular* originating generally at some distance beyond the first subcostal nervule, moderately long; *lower disco-cellular* considerably longer and uniting with the median nervure at the origin of the second median nervule; *costal* nervure divided at the base, forming a false prædiscoidal cell; abdominal margin slightly channelled to receive the abdomen. FORELEGS small, those of the MALE more or less hairy, cylindrical, blunt at tip; those of the FEMALE also small, cylindrical, and blunt at the tip, but longer and not perceptibly hairy.

"LARVA cylindrical, rather attenuated before and behind. Head armed with two erect spines; abdomen terminated by two more elongated divergent spines. PUPA suspended by the tail, with small tubercles along the back and sides; the middle of the dorsum of the thorax-case elevated into an obtuse point; head terminated by two conical points." (Westwood, l. c., p. 404.)

The *Elymniina* constitute a small group of Old World butterflies ranging from West Africa to New Guinea, the head quarters of which are in the Malayan Archipelago. Westwood, in the Genera of Diurnal Lepidoptera, grouped them with *Eurytela*, *Ergolis*, *Byblia* (= *Hypanis*) (*Nymphalina*), and a few American genera, in a separate family under the name of *Eurytelidæ*, at the same time remarking that he should prefer to rank it as a subfamily only. Mr. Kirby, in his Synonymic Catalogue of the Diurnal Lepidoptera (1871), places it alone as a separate subfamily between the *Satyrina* and the *Morphina*. Mr. Distant, in his Rhopalocera Malayana (1882), includes it in the *Satyrina* with the following remark: "I have included this genus in the *Satyrina*, in which subfamily it possesses a somewhat unique position, not only in general colouration and markings, but also by its neururation, the second and third median nervules of the forewing having a common origin;" and he adds that Mr. Kirby has also recently included it among the *Satyrina*. In habits and weakness of flight the *Elymniina* closely resemble the *Satyrina*. In the sexual patch and tuft of the hindwing of the male they shew an affinity to some *Morphina*, and also to *Mycælesis*. In the dilation of the base of the costal nervure they also show affinity with the *Satyrina*, with at least one genus of the *Morphina* (*Cleromé*), and with the genera *Eurytela*,

*Ergolis* and *Byblia* of the *Nymphalina*. In the clothing of the palpi they resemble *Melanitis*, which in this respect is an aberrant genus of *Satyrina*, but the short wide cell in both wings closed at the origin of the second median nervule, the brilliant colouring which among the *Satyrina* is only approached in *Calites*, the almost universal absence of ocellation, the frequency of an irregular dentate outline of the wings, and above all the highly mimetic character of the species, make it a group by itself, and justify its retention as a separate subfamily; it appears to have little in common with the *Morphina* except in its habits, and perhaps in the brilliant colours of the upperside.

The subfamily consisted, till comparatively recently, of a single genus—*Elymnias*. In 1869 Mr. A. R. Wallace, in a paper on Eastern Butterflies (Trans. Ent. Soc. Lond., 1869, p. 321) wrote: "It is interesting to observe that the species from the Austro-Malayan islands form a compact group, distinguished by a regular and somewhat rounded outline of wings, and resembling in colouration some of the broad winged *Euplaea*, or the genus *Drusilla* [a peculiar genus of *Morphina* which now stands under the name *Tenaris*, confined to the Malayan archipelago]; while the species of India and the Indo-Malayan islands are almost always characterised by a more irregular outline, waved, dentate, or even caudate, and generally coloured like species of *Danais*, or the more elongate forms of *Euplaea*." Following on this in 1871, Mr. A. G. Butler (Proc. Zool. Soc. Lond., 1871, p. 518) in a monograph of the subfamily divided it into two genera, *Elymnias* and *Dyctis*, basing the division mainly on the character of the neururation of the hindwing, and omitting the features of outline indicated by Mr. Wallace, for though the genus *Dyctis* as defined, embraces all the Austro-Malayan species, it also includes several of the Indian and Indo-Malayan species; some of the latter being indistinguishable, so far as outline is concerned, from species which are retained as true *Elymnias*. In a highly mimetic subfamily such as this, outline is a feature on which little reliance can be placed as a generic character, and style of colouration is of little use even for the determination of minor groups within a genus; even the style of neururation is not always a safe guide, but as there is a well-marked difference in the shape of the disco-cellular nervules of the hindwing to separate *Dyctis* from *Elymnias*, we retain them as distinct.

The *Elymniina* are forest-loving insects, with a weak flight, frequenting dense undergrowth or bush jungle, and usually avoiding the open sunshine; they are all tropical or sub-tropical insects, and within our limits are only found in the region of heavy rainfall, in Ceylon, the hills of South India and along the East Coast to Bengal; thence they stretch westwards along the warm valleys of the outer Himalayas as far east as Mussoorie, and eastwards through Assam, Sylhet and Burma into the Malay peninsula.

#### Genus 31.—ELYMNIAS, Hübner. (PLATE XVII.)

*Elymnias*, Hübner, Verz. bek. Schmett., p. 37 (1816); *Melanitis* (part), Fabricius, Ill. Mag., vol. vi. p. 282 (1807); id., Westwood, Gen. D. L., vol. ii. p. 403 (1851); *Biblis* (part), Latreille, Enc. Méth., vol. ix. p. 10 (1819); *Elymnias* (restricted), Butler, Proc. Zool. Soc. Lond., 1871, p. 519.

CHARACTERS of the subfamily, but with the lower disco-cellular nervule of the hindwing highly concave from the origin of the discoidal nervule.

The butterflies of this genus vary much in outline, but with the single exception of *E. penanga* all the Indian species have the outer margin of the forewing perceptibly dentate, the hindwing is dentate in all, and in many of them strongly caudate. *E. penanga* has three black ocellular dots on the underside of the hindwing; *E. obnubila* has a complete submarginal series of small ocellular spots, and *E. mimus* has them largely developed; in *E. undularis* and some of its allies the only trace of the series is a silvery subcostal spot; the magnified pupil of an obsolete ocellus, and sometimes as many as four smaller spots, one in each interspace, from the anal angle, but in no other Indian species of the restricted genus is there any trace of ocellation whatever. Of the species which have blue markings on the upperside, *E. undularis* and its allies are distinguished by having the outer margin of the hindwing ferruginous or fulvous, the blue markings being confined to a submarginal series of spots on the forewing; *E. penanga* has a large blue patch on both wings, with paler blue streaks in it on

the forewing only; *E. saüeri* and *E. leucocyma* both have the large blue patch, with paler blue spots on it on the forewing only, but the outline of the wings differs, and the underside is quite distinct, being in *E. saüeri* beautifully marbled throughout with shades of brown and yellow and a little grey, while in *E. leucocyma* it is an uniform shade of brown, with numerous yellowish or ochreous transverse striae.

### Key to the Indian species of *Elymnias*.

- A. Hindwing with the lower disco-cellular nervule highly concave.
- α. Males with a patch of loosely attached scales\* at the base of the interspace between the median and submedian nervures on the upperside of the forewing. Hindwing with the upper disco-cellular nervule suberect, or inwardly oblique, the outer margin dentate or slightly caudate.
- α<sup>1</sup>. Male blackish-brown, with a submarginal series of blue spots on the upperside of the forewing; outer margin of hindwing broadly ferruginous. Female marked somewhat as in *Danaüs chrysippus* or *D. alcippus*.
256. *E. UNDULARIS*, North and East India, Burma.  
257. *E. TINCTORIA*, Tenasserim.
- β<sup>1</sup>. Male with the blue spots on the upperside of the forewing obsolete; the outer margin of hindwing fulvous. Female similar to *E. undularis*.
258. *E. FRATERNA*, Ceylon.
- γ<sup>1</sup>. Male and female dark brown, with a submarginal band of dull ferruginous on the upperside of both wings. No blue spots on the forewing.
259. *E. COTTONIS*, South Andamans.
- β. Males with no patch of loosely attached scales\* at the base of the interspace between the median and submedian nervures on the upperside of the forewing.
- α<sup>1</sup>. Hindwing with the upper disco-cellular nervule suberect.
- α<sup>2</sup>. Hindwing almost entire, not caudate. Male, upperside purplish-brown, with a large blue patch on both wings. Female bluish-brown, with a large whitish patch on the forewing.
260. *E. PENANGA*, Tenasserim, Malay Peninsula.
- β<sup>2</sup>. Hindwing distinctly caudate.
- α<sup>3</sup>. Male, upperside blackish-brown; forewing with a series of white spots. Female marked like *Danaüs genutia*.
261. *E. CAUDATA*, South India.
- β<sup>3</sup>. Male and female, upperside brown, with a pale brown submarginal band to both wings. Underside, hindwing with prominent ocelli.
262. *E. MIMUS*, Nicobars.
- γ<sup>2</sup>. Male and female, upperside fuscous, with a pale ferruginous band to both wings. Underside, hindwing with the ocelli small.
263. *E. OBNUBILA*, Tenasserim.
- β<sup>1</sup>. Hindwing with the upper disco-cellular nervule obliquely directed outward.
- α<sup>2</sup>. Outer margin very slightly dentate, almost entire, hindwing not caudate. Male and female, upperside coloured and marked almost as in *Euplexa midamus*. Underside marked with pale ochreous striae, more prominent in the female.
264. *E. LEUCOCYMA*, North-East India, Burma.
- β<sup>2</sup>. Outer margin dentate, hindwing slightly caudate. Upperside dark chestnut-brown, forewing shot with violet, with a violet patch on the disc, and pale violet discal spots. Underside thickly marbled with dark chocolate-brown strigæ. Female unknown.
265. *E. SAÜERI*, Tenasserim.
- γ<sup>2</sup>. Outer margin more dentate. Forewing somewhat falcate, hindwing distinctly caudate. Upperside marked with pale greenish or yellowish or bluish streaks between the nervules.
266. *E. TIMANDRA*, North-East India, Burma.

\* These scales are precisely similar in form and structure to those of the rest of the wing, but they are slightly larger and less densely packed, allowing the wing-membrane to show in tiny points and giving a slight sheen to the patch in certain lights. They come off easily with a slight rub leaving the patch bare.

*E. timandra* is quite distinct from every other Indian *Elymnias*, so far as its markings are concerned, but in outline of the wings it is identical with *D. peali* (see next genus *Dyctis*). Of those species without blue markings on the upperside, *E. caudata* may be distinguished by its submarginal series of white spots on the forewing, and *E. cottonis* by its less dentate and caudate outline, and the complete absence of markings on the upperside and of ocelli on the underside. Males of *E. undularis*, *E. fraterna* and *E. cottonis* have a patch of scales on the upperside of the forewing at the base of the interspace between the median and submedian nervures, which are loosely attached to the wing membrane, and easily removed by a camel's hair paint brush. Mr. Butler pointed out this feature (Proc. Zool. Soc. Lond., 1871, p. 519), calling it a "patch of thickened scales," but did not state in what species it occurred: it is not a very conspicuous feature, nor is its morphological value clear, but so far as we know it is confined to *E. undularis* and its allies, being much more marked in the typical species than in the others.

The habits of the species of *Elymnias* are as in the subfamily.

256. ***Elymnias undularis*, Drury.** (PLATE XVII, FIG. 59 ♂ ♀).

*Papilio undularis*, Drury, Ill. Ex. Ent., vol. ii, pl. x, figs. 1, 2 (1773), male; id., Cramer, Pap. Ex., vol. iii, pl. cclvi, figs. A, B (1779), male; *Biblis undularis*, Godart, Enc. Méth., vol. ix, p. 326, n. 2 (1819); *Melanitis undularis*, Horsfield, Cat. Lep. E. I. C., pl. viii, figs. 8, larva; 8a, pupa; 8b-8c, structure of imago (1829); *Elymnias undularis*, Wallace, Trans. Ent. Soc. Lond., 1869, p. 322, n. 1; *E. fynx*, Hübner, Ex-Schmett., figs. 37, 38 (1818), male; *Papilio protogenia*, Cramer, Pap. Ex., vol. ii, pl. clxxxix, figs. F, G (1777), female; *Biblis protogenia*, Godart, Enc. Méth., vol. ix, p. 327, n. 5 (1819).

HABITAT: North-Eastern and Central India, Burma, Java.

EXPANSE: 2·3 to 3·4 inches.

DESCRIPTION: MALE: UPPERSIDE dark velvety blackish brown. Forewing with bluish irrorated strizæ along the costal margin, and a curved submarginal series of bluish irrorated spots one on each interspace, elongate near the apex, rounded below the lower discoidal nervule. Hindwing with the outer margin broadly suffused with dark ferruginous. Cilia short, whitish. UNDERSIDE brown, slightly paler on the outer half, especially on the hindwing, and covered with coarse confluent chestnut-brown undulations; some greyish-white irrorations on the outer half of the costa of the forewing; and others forming an indistinct and incomplete submarginal nebulous band on the hindwing. A prominent whitish subcostal spot on the hindwing.

This species is subject to considerable variation; the typical form described above occurs most frequently in North-East Bengal and Burma, but neither this nor any of the variations from it in the male insect which occur in India, appear to be peculiar to any locality or range. On the upperside the violet blue spots of the forewing vary in intensity, in some specimens those near the apex are coalesced into a subapical band, while in others the spots are all separate and distinct; on the hindwing the outer border varies from dull dark ferruginous to bright pale ferruginous, sometimes quite unmarked, rarely divided by dark nervules, sometimes with a paler spot on each interspace; these spots are in some specimens very pale ferruginous, in others they are irrorated with pure white, and in some the spot nearest the costa is blue, like those on the forewing. On the UNDERSIDE the most frequent variation is in the whitish irrorations of the costa of the forewing being coalesced into a prominent sharply-defined triangular patch with its apex near the lower discoidal nervule; and the outer half of the wings is often also distinctly paler, tinged with grey and sparingly marked with fine chestnut undulations; rarely there is a submarginal series of whitish spots on the hindwing.

THE FEMALE is coloured something after the style of *Danaüs chrysippus*; on the UPPERSIDE the forewing is blackish-brown, with a large tawny patch on the lower half, occupying the lower half of the cell, the interno-median interspace almost to the margin, the lower median interspace to not quite so far, and the basal area of the two next interspaces above it; some white transverse strizæ on the costa, a broad subapical white transverse band, followed by three decreasing white spots one below each median nervule. The hindwing is tawny, broadly bordered with blackish-brown, on which are three or four large round white submarginal spots. UNDERSIDE

coloured as on the upperside, but paler and more suffused, the white markings represented by a nebulous band on both wings expanding at the apex of the forewing more or less distinctly into a triangular patch as in the male; the whole area of both wings being coarsely undulated with chestnut-brown most densely on the darker portions. The FEMALE too is subject to variation; in Burman specimens the hindwing is often suffused more or less, (sometimes entirely, the tawny colour being wholly displaced), as in *Danais alcippus* with white on both sides over the whole tawny area; on the underside the subcostal whitish spot is sometimes prominent, often totally absent; in some specimens from Calcutta the underside is more like that of the male; the basal area is darker; beyond this there is a distinct paler band, and then the dark border on the margin; the whitish triangular patch near apex of forewing is distinct, and the spots near the outer margin of both wings are distinct and well separated.

*E. undularis* is the common *Elymnias* of Northern India; and is the most wide-spread of all the species; it is common in the warm valleys of the outer Himalayas, as far east as Mussoorie at all events. In Bengal, where the rainfall is heavy, it extends into the plains, and is found in Assam, Sylhet, Eastern Bengal and along the East Coast as far south as Rajahmundry on the Godavari at all events; and it also occurs in the Deccan; to the south and south-west it is replaced by another species, *E. caudata*; on the east it extends through Arakan and Tenasserim. In the Malay Peninsula it appears to be replaced by *E. discrepans* and *E. nigrescens*, as it is not included in Distant's Rhopalocera Malayana, but it re-appears in Java with but little modification from the original type. Like all other species of the genus it affects bush jungle and shady undergrowth.

The figure shows the upperside of both sexes from specimens taken at Calcutta. A structural figure of the imago of this species is also given on PLATE I, copied from Horsfield's plate.

#### 257. *Elymnias tinctoria*, Moore.

*E. tinctoria*, Moore, Proc. Zool. Soc. Lond., 1878, p. 826.

HABITAT : Meetan, 3,000 feet, April; Moolai, 3,000 to 6,000 feet; Upper Tenasserim.

EXPANSE : 3 inches.

DESCRIPTION : "Allied to *E. undularis* of India. MALE : UPPERSIDE dark blue-black, the marginal blue spots on the forewing larger; the border of the hindwing dusky purple, with a series of small white spots. FEMALE with prominent blue-black borders and white markings." (Moore, l. c.)

We have never seen this species; of all the numerous specimens of *E. undularis* we have received from Tenasserim none have the border of the hindwing "dusky purple;" in all it is some shade of ferruginous, and none of them are separable from *E. undularis*.

Two more varieties of this species have been separated under the names of *E. discrepans*, Distant\*; and *E. nigrescens*, Butler†, both of them occur in the Malay Peninsula; the males

\* *Elymnias discrepans*, Distant, Ann. and Mag. of Nat. Hist., fifth series, vol. ix, p. 397 (1882). HABITAT : Penang, Province Wellesley. EXPANSE : 2.70 to 2.95 inches. DESCRIPTION : "MALE : UPPERSIDE, forewing blackish, with the following bright bluish markings :—a short portion of the costal area about apex of the cell continued in a subapical oblique fascia to the lower discoidal nervule, and followed by four submarginal spots, placed between the nervules; the outer margin shaded with castaneous-brown. Hindwing blackish, but somewhat paler than the forewing, and with a broad castaneous-brown marginal band. UNDERSIDE, both wings castaneous-brown, thickly mottled with pale strigæ. Forewing with a more or less distinct pale apical area, which is continued along the outer margin. Hindwing with a more or less distinct, pale, broad, and irregular submarginal fascia, and with a very pale bright bluish spot near the costa, situated between the subcostal nervules (this spot is sometimes absent). Body and legs more or less concolorous with the wings. Antennæ variable in hue, sometimes stramineous, mottled with brown above and pale stramineous beneath; or fuscous above and stramineous mottled with brown beneath, with the apex pale stramineous. FEMALE : UPPERSIDE, forewing as in the male, but with a large ochraceous basal area, which occupies the lower portion of the cell, the greater part of the space between the second median nervule and the submedian nervule, and terminates near the end of the cell and the bases of the third and second median nervules; the subapical fascia and submarginal spots larger and paler blue in colour. Hindwing pale fuscous, becoming paler and shaded with dull ochraceous towards the outer margin, and with a more or less distinct pale submarginal spot, situated between the discoidal and third median nervules. UNDERSIDE much paler than in the male. Forewing ochraceous near the inner margin. Hindwing with a very broad and well-defined pale marginal fascia, and with a very pale bluish spot, situated as in the male. Body and legs more or less concolorous with the wings." (Distant, Rhop. Malay., p. 60, pl. vi, figs. 2, male; 3, female (1882), l. c.)

† *Elymnias nigrescens*, Butler, Proc. Zool. Soc. Lond., 1871, p. 520, n. 2, pl. xlii, fig. 1. HABITAT : Malay Peninsula, Billiton, Borneo. EXPANSE : Male, 2.9; Female, 2.9 to 3.1 inches. DESCRIPTION : "MALE : UPPERSIDE and UNDERSIDE, both wings resembling those of the male of *E. discrepans*, but with the bluish subapical fascia and submarginal spots considerably larger. (In some specimens, and notably a Bornean one in the collection of the British Museum, the hindwing has the pale submarginal spots, as found in most females; these

are scarcely distinguishable from some Indian examples of *E. undularis*, but the females are in both cases widely different from that sex of *E. undularis*; whereas in the variety from Ceylon, *E. fraterna*, it is the male sex that is differentiated, the female being scarcely distinguishable from that sex of *E. undularis*. In *E. discrepans* the female is only partially differentiated from the male insect, while in *E. nigrescens* the female closely resembles the male in general style of colour.

258. *Elymnias fraterna*, Butler.

*E. fraterna*, Butler, Proc. Zool. Soc. Lond., 1871, p. 520, pl. xlii, fig. 3, male; id., Moore, Lep. Ceylon, vol. i, p. 25, pl. xiii, figs. 1, male; 1a, female; 1b, larva and pupa (1880).

HABITAT: Ceylon.

EXPANSE: ♂, 2·65 to 3·1; ♀, 3·0 to 3·4 inches.

DESCRIPTION: "MALE: UPPERSIDE dark purple-brown. *Forewing* with the exterior margin slightly fulvous; an oblique subapical indistinct blue maculated fascia. *Hindwing* with a broad fulvous marginal band having paler centres between the nervules. UNDERSIDE dark purplish-ferruginous, a triangular apical space and outer borders broadly covered with numerous grey-brown strigæ, the basal areas also with more regularly disposed strigæ, a distinct bluish-white spot on the anterior border of the *hindwing*. FEMALE: UPPERSIDE blackish purple-brown. *Forewing* with the basal and discal areas fulvous, a subapical oblique purple-white fascia and three lower marginal spots. *Hindwing* with the basal and discal area fulvous, the median nervules and abdominal area grey-speckled, a marginal row of four bluish-white spots. UNDERSIDE as in the male, but paler, the basal area slightly fulvous, and the strigæ on the borders more prominent." (Moore, l. c.)

"LARVA elongated, slightly thickened in the middle, pubescent; head small, yellow, surmounted by two pink pubescent processes, last segment also with two processes; green, with three lateral yellow lines, the upper line ornamented with chrome-yellow spots, and the fifth to eighth segments with a red or blue spot. Feeds on *Palmaceæ*. PUPA green, with longitudinal yellow streaks bordered by red streaks or spots; head and thorax flattened, with three short tubercles." (Moore, l. c.)

*E. fraterna* is nothing more than a local variety of *E. undularis*; the females are indistinguishable, but the males have the ferruginous border of the hindwing narrower and brighter, and scarcely any trace of the bluish marks on the forewing; the underside is also paler. A specimen of *E. undularis* from Akyab in British Burma, taken by Captain C. H. E. Adamson, approaches more nearly to *E. fraterna* than any continental specimen we have seen.

259. *Elymnias cottonis*, Hewitson.

*Melanitis cottonis*, Hewitson, Ann. and Mag. of Nat. Hist., fourth series, vol. xiv, p. 358 (1874); *Elymnias cottonis*, Wood-Mason and de Nicéville, Journ. A. S. B., vol. 1, pt. ii, p. 245 (1881).

HABITAT: South Andamans.

EXPANSE: ♂, 2·5; ♀, 3·1 inches (Hewitson); 3·00 to 3·35 inches.

DESCRIPTION: "MALE. UPPERSIDE dark red-brown. *Both wings* with the outer margins rufous. *Forewing* with the costal margin lilac-blue. UNDERSIDE as above, undulate with

are very faintly visible in Malaccan male specimens in the same collection). FEMALE: UPPERSIDE, *forewing* dark glossy fuscous, with the basal area more or less suffused with castaneous-red, with the bluish subapical fascia and submarginal spots as in the male, but which are much larger and paler in colour. *Hindwing* fuscous, becoming paler towards the outer margin (the outer margin is sometimes dull ochraceous), and with a submarginal row of four white spots placed between the nervules, of which the first and smallest is placed above the discoidal nervule, and the fourth is situate between the second and third median nervules (a fifth small and faintly marked spot is found in some specimens between the third median nervule and submedian nervure). These spots are very inconstant, being practically obsolete in some specimens. UNDERSIDE similar in pattern and colouration to that of the same sex of *E. discrepans*."

"This species or race is one which affords much difficulty and doubt as to its distinctive position. I have neither seen nor received any male specimens from Province Wellesley, though females are not uncommon from that district. The British Museum, however, possesses several male specimens which were collected by Captain Pinwill in Malacca, but these do not altogether agree with the Bornean typical specimen described by Butler. The difference is principally that of faintness or partial obliteration of the submarginal white spots to the hindwing, but as this is a variable character in female specimens, collected in such a limited area as Province Wellesley, I naturally predicate the same amount of variability in the other sex. Another peculiarity of *E. nigrescens* is the considerable similarity of the sexes. Are *E. discrepans* and *E. nigrescens* but seasonable varieties of one species? This is neither impossible nor improbable." (Distant, Rhop. Malay., p. 61, pl. vi, fig. 1, male; pl. ix, fig. 1, female (1882). There is a single specimen of a female of this species in the Indian Museum, Calcutta, from Sinki Island, which agrees very closely with Distant's description and figure.

grey, the outer margins broadly undulate with grey and brown. *Forewing* with a large triangular grey spot, undulate with brown near the apex. *Hindwing* with a white spot near the middle of the costal margin. FEMALE like the male, except that it is much larger and paler, and that the *forewing* has, on the UPPERSIDE, some grey spots on the costal margin. I prefer to consider this a distinct species rather than to place it as a variety of *M. [E.] undularis*. Both sexes are alike, are without spots, and have a broad rufous margin. (Hewitson, l. c.) This species evidently belongs to the *undularis* group, as it has, like that species and *E. fraterna*, a patch of loosely attached scales at the base of the interspace between the median and submedian nervures on the upperside of the forewing of the male.

"Hewitson states that the sexes are alike in this species, but the three FEMALES before us have the outer margins on the UPPERSIDE of *both wings* lighter, with a more or less distinct submarginal rounded-angulate macular band in the *forewing*, corresponding to the band of blue spots in the male of *E. undularis*, and in two specimens two, and in the other four, distinct whitey-brown spots, the blurred pupils of the obsolete ocelli of the underside showing through, on the *hindwing*. UNDERSIDE much lighter than in the male, the subapical triangular patch of lilacine ground-colour in the *forewing*, and the submarginal lilacine ground of *both wings*, but especially in the *hindwing*, being whiter, and consequently more distinct than in the male; there are also six pupils of ocelli instead of one distinctly traceable, and the anastomosing chestnut striation besides being lighter is less confluent. The female, in fact, much resembles the male of *E. undularis*. Hewitson makes no mention of the beautiful rich deep plum-colour which suffuses the dark parts of the upperside in *both sexes* almost equally, nor of the faint red-violet reflections emitted by the light borders. *Danaüs chrysippus*, the model of the females of the allied continental form, has not yet been detected at Port Blair." (Wood-Mason and de Nicville, l. c.)

This species is apparently common at Port Blair, but it does not occur at the Nicobar Islands. Mr. de Roepstorff has sent us numerous specimens taken in all the months between April and August.

#### 260. *Elymnias penanga*, Westwood.

*Melanitis penanga*, Westwood, Gen. D. L., p. 405, n. 9, note (1851); *Melanitis mekida*, Hewitson, Ex. Butt., vol. iii, pl. *Melanitis*, figs. 2 and 3 (1863), male; *Elymnias mekida*, Wallace, Trans. Ent. Soc. Lond., 1869, p. 323, n. 5; id., Butler, Proc. Zool. Soc. Lond., 1871, p. 523, n. 16; *Elymnias penanga*, Wallace, l. c., p. 325, n. 9; id., Butler, l. c., p. 521, n. 8; id., Distant, Rhop. Malay., p. 63, pl. vii, fig. 6, male; pl. vi, fig. 11, female (1882).

HABITAT: Upper Tenasserim; Province Wellesley; Malacca; Singapore.

EXPANSE: ♂, 2.7; ♀, 2.8 inches.

DESCRIPTION: "MALE. UPPERSIDE, *forewing* purplish brown, with very strong bright blue reflections, which become more fixed and distinct on the apical half, and with five pale blue elongate spots, of which the upper two are longest, and are situated on each side of the lower discoidal nervule; the remaining three being much smaller, and divided by the median nervules. The bluish reflection does not extend to the outer margin, which is distinctly purplish brown. *Hindwing* purplish brown, with bright bluish reflections, but less intense than on the forewing. UNDERSIDE castaneous-brown, much mottled with paler strigæ, which on the *forewing* forms a more or less distinct subapical space, widest at the costa, and narrowing downwards beneath the cell; the space beneath the third median nervule much paler. *Hindwing* with the basal portion to a little beyond the apex of the cell dark castaneous, the remainder much paler and thickly irrorated with the pale strigæ, and with two or three small but distinct dark submarginal spots situated between the median nervules; a somewhat large pale stramineous\* spot, near the costa, placed between the subcostal nervules. *Body* and *legs* more or less concolourous with the wings. FEMALE. UPPERSIDE, *both wings* obscure bluish brown in some specimens, or with brighter indigo shadings in other specimens. *Forewing* crossed by a broad subapical white fascia, commencing at the costa, and terminating about the second

\* STRAMINEOUS, straw coloured (*stramineus*, made of straw).

median nervule. *Hindwing* slightly darker on the disc. **UNDERSIDE** marked generally as in the male, but with the ground-colour much darker (this is somewhat variable, being little paler than above in some specimens, or more shaded with castaneous, in other specimens), and with the subapical whitish fascia of the forewing above, more diffused towards the apex beneath. The pale subcostal spot on the underside of the hindwing of the male is generally absent in the female, though present in the typical form of the species contained in the British Museum."

"The male form here described and figured was described by Mr. Hewitson under the name of *M. mehida*, whilst the female form is the typical *M. penanga* of Professor Westwood. Mr. Hewitson appended to his description of *M. mehida* the remark:—"This and *M. penanga* are very probably the sexes of one species." The form, however, which he figured as *M. penanga* was a closely allied but distinct Sumatran race, which Mr. Wallace has very properly separated under a distinctive name [*E. sumatrana*\*]. The two forms, however, are sufficiently similar to show that Hewitson exhibited acumen in making that remark. Having found all the specimens I have examined to exhibit sexual constancy with the different colouration, and as the undersides of the two forms are so very similar, I have felt constrained to consider the descriptions of both Westwood and Hewitson as referring to the sexes of one species, and Westwood's name has therefore priority. This race or species appears to be confined to the Malay peninsula." (*Distant*, l. c.).

A single male specimen of *E. penanga* was taken by Capt. C. H. E. Adamson in Upper Tenasserim in April, 1880; this is the only record of its occurrence beyond the limits of the Malay peninsula. Capt. Adamson remarks that the comparatively great length of the forewing is not noticed by Mr. Distant, though his figure does show a slightly pointed apex. We have never seen a specimen of this butterfly, the even outer margin of the forewing without dentations is a very marked feature.

261. *Elymnias caudata*, Butler.

*E. caudata*, Butler, Proc. Zool. Soc. Lond., 1871, p. 520, n. 5, pl. xlii, fig. 4, male.

**HABITAT**: South India.

**EXPANSE**: 3'15 to 3'60 inches.

**DESCRIPTION**: **MALE**: **UPPERSIDE**, *forewing* velvety purplish black, the basal area and outer margin tinged with ferruginous brown; an oblique subapical band divided by the dark nervules, and three submarginal spots, one below each median nervule, white, irrorated at the edges with lilac. *Hindwing* ferruginous-brown, darkest at the base, a broad fulvous band on the outer half, and the margin beyond broadly brown; this colour extending up the nervules, widest towards the margin. **UNDERSIDE** chestnut-brown, covered with darker chestnut coarse confluent striæ. *Forewing* with pure white and greyish partly confluent striæ disposed in a triangular apical patch, and an irregular submarginal band. *Hindwing* with a broad band on the outer half of similar partly confluent white and greyish striæ, corresponding with the fulvous band on the upperside, but reaching both costal and inner margins; occasionally a few greyish striæ on the basal half; but the silvery whitish subcostal spot so prominent in *E. undularis* and other species is wanting. **FEMALE** as in *E. undularis*, female, but the *forewing* with the subapical white band broader. *Hindwing* with the nervules broadly defined with brown, the fulvous patch extending in streaks between them much nearer to the margin, and coalescing with the whitish submarginal spots, which are obsolete, tinted with fulvous and merged

\* *Elymnias sumatrana*, Wallace, Trans. Ent. Soc. Lond., 1869, p. 325, n. 10; *Melanitis penanga*, Hewitson, Ex. Butt., vol. iii, pl. *Melanitis*, figs. 1, 4 (1863), female. **HABITAT**: Sumatra. **EXPANSE**: 3'1 inches. **DESCRIPTION**: "FEMALE, **UPPERSIDE**, both wings dark brown, blue-green from the base to the middle. *Forewing* crossed near the apex by a broad band of white. *Hindwing* with a large white spot beyond the middle. **UNDERSIDE** with the basal half red-brown; the outer half grey, undulated throughout with brown. *Forewing* with a large white triangular spot on the costal margin from its middle to the apex. *Hindwing* with an indistinct pale spot near the base." (*Hewitson*, l. c.)  
 "This species is remarkably like *M. penanga*, but as the conspicuous golden-yellow spot on the costal margin of the underside of the hindwing is entirely absent, and as it also differs in the white patch on the upperside of the hindwing, and in its somewhat more angular outline, I feel compelled to separate it." (*Wallace*, l. c.)

into the streaks. **UNDERSIDE** much as in the male, but paler and very similar in both sexes to the underside of *E. undularis*, female, but the white striation, especially on the hindwing, is far bolder. Mimics *Danais (Salatura) genutia*. The tail is also longer than in *E. undularis*, and the outer margin of the forewing more scalloped. It appears to belong to a different group, as there is no patch of loosely attached scales on the upperside of the forewing in the male.

*E. caudata* is a very handsome and distinct species; it has only been found in the south of peninsular India; the male was originally recorded from Canara; the female has never been previously described. Mr. H. S. Fergusson has taken both sexes in Travancore on the Ashambo hills, where it is fairly common in April and May. The Indian Museum has specimens from Calicut, the Wynaad, and the Kadur district in Mysore.

The next two species belong to the group of which *E. panthera* is the type, and are distinguished by having a more or less distinct submarginal series of ocelli on the underside of the hindwing. This feature is found to a certain extent in *Dyctis singhala*, and to a very much lesser degree in *E. fenanga*; while *Dyctis patna* has a submarginal series of white spots representing the ocelli, but in all other Indian species of the subfamily, the series is entirely wanting or only represented by a silvery subcostal spot.

262. *Elymnias mimus*, W.-M. and de N.

*E. mimus*, Wood-Mason and de Nicéville, Journ. A. S. B., vol. 1, pt. ii, p. 230 (1881).

**HABITAT**: Nicobar Islands.

**EXPANSE**: ♂, 2·7; ♀, 2·9 inches.

**DESCRIPTION**: "MALE: **UPPERSIDE**, black fuscous of a fuliginous tint, somewhat paler on the costal margin of the forewing, still paler at the apex of the same wing, and on the outer margins of both wings, the extreme edges and the points of the lobes of which margins are again darker; with the *cilia* whitish on the interspaces. **UNDERSIDE**, *both wings* brownish, coarsely and confluent striated with rich dark chestnut for their basal two-thirds, whence they become suddenly lighter, owing to the striation being more rare as well as lighter coloured. *Forewing* with the outer margin of the closely striated portion sharply defined, and angulated outwards between the first and second discoidal nervules; and with the ground-colour immediately beyond the anterior and shorter of the two lines forming the angulated outline of the basal portion whitish. *Hindwing* with the ground beyond the chestnut base pale sepia, passing to whitish around the outer-marginal ocelli, obscurely and rarely striated before, but more richly and closely at the outer margin beyond the ocelli with vandyke-brown; and with seven suboval submarginal black ocelli, of which the second is the largest of all but only slightly larger than the fifth, the first is subequal to the sixth, and the third, fourth, and seventh (which touches the sixth in the same interspace) are subequal and much smaller than the rest, the first and second have a white pupil (which in the latter is eccentric) irrorated at the edges with light metallic greenish-blue scales, and the rest have the pupil almond-shaped, with some mauve-coloured irrorations on and around its inner end. **FEMALE**: **UPPERSIDE** much lighter, with a submarginal whitey-brown common band which passes straight across *both wings* from near the anal angle of the *hindwing* to the third branch of the median nervure of the *forewing*, at which point it turns sharply off at a right angle to the costal margin; with the light intervals between the striations of the underside visible as light bars on the anterior margin, and the apical dark portion lighter than the basal, of the *forewing*; and with two infuscations (less perceptible in the darker male) on the *hindwing* corresponding to the fifth and sixth ocelli of the underside. **UNDERSIDE** lighter, with the chestnut striae less confluent permitting more of the ground-colour to be seen; and with the anterior ocellus larger and much diffused circumferentially, the second with the pupil rudimentary, and the third larger than the fourth."

"One male from Kar Nicobar and one female from Pulo Kondul."

"Closely allied to *E. dusara (panthera)*, Fabricius, Horsfield, Cat. Lep. E. I. C., pl. v, figs. 7, 7a (1829), female (no description), from which it would appear to differ in having the

light band of the *forewing* distinctly angulated, and the costal margin of the same barred with lighter, in its more highly developed and unequal ocelli, in the more abrupt definition of the basal chestnut from the rest of the underside, and apparently also in its more strongly lobed wing-margins and finer tails. It in all probability mimics *Euplaea camorta*, a species which abounds on all the islands of the Nicobar group." (*Wood-Mason and de Nicville*, l. c.)

Since the above was written, one male from Great Nicobar, two males and a female from Kamorta, two males from Trinkutt, and two females from Teressa, have been received by the Indian Museum, Calcutta, from Mr. de Roepstorff. The males are all very constant, but the Kamorta female differs from the Pulo Kondul female in having the apex of the *forewing* more produced, and the submarginal band on the upperside of both wings hardly lighter than in the males. On the underside the ocelli are also much smaller than in the type specimen.

263. *Elymnias obnubila*, Marshall, n. sp.

HABITAT: Upper Tenasserim; Mergui.

EXPANSE: ♂, 2.4; ♀, 3.0 inches.

DESCRIPTION: MALE: UPPERSIDE dark velvety chestnut-brown glossed with violet in certain lights, with a much paler outer band from beyond the middle of the costa of the *forewing* to the inner margin of the *hindwing*, inwardly diffused, outwardly extending to the margin, except at the apex of the *forewing*, which is suffused with dusky. UNDERSIDE dark grey, closely undulated with broad chestnut-brown striae except upon the area corresponding with the pale band of the upperside, on which the undulations are much finer and wider apart. *Forewing* with a conspicuous whitish triangular costal patch near the apex; the hinder angle tinged with yellow. *Hindwing* with a submarginal series of six black spots with silvery pupils; the first near the costa having the silvery pupil very large, scarcely ringed with black. FEMALE larger, paler. UPPERSIDE with the pale band much wider, occupying on the *hindwing* the whole of the outer half. A submarginal series of four dark brown obsolete dots, corresponding to the ocelli on the underside. UNDERSIDE also paler. *Hindwing* with the silvery subcostal spot larger, the rest of the ocelli smaller and imperfect, being reduced to blackish dots with faint white irrorations on the inner edge. Shape, as in *E. undularis*, but the inner margin of the *forewing* longer, the outer margin more erect, straight, more prominently dentate, and the *hindwing* more prominently tailed. This is the continental representative of *E. panthera*, Fabricius, from Java; it differs from *E. panthera* in shape, in having the outer margin straight, not convex, and the inner margin longer; and in markings, in that on the upperside the pale band is broader and continued to the margin, and of a rich bright chestnut colour, and bears no spots on the *hindwing* in the male, though the female has a series of four very obscure spots; whereas in *E. panthera* the outer margin is broadly clouded with dusky brown, and the *hindwing* has three small submarginal ocellular spots; and on the underside similarly the pale band formed by the partial absence of striae is narrow and submarginal in *E. panthera*, broad and marginal in *E. obnubila*; in *E. panthera* also the white triangular patch of the *forewing* is obsolete, and the ocelli of the *hindwing* are larger, the first near the costa being like the others instead of having the silvery pupil greatly predominating.

Only two specimens of this rare species have as yet been taken so far as we know; a single male now in the Indian Museum, Calcutta, was taken by Dr. J. Anderson in the Mergui Archipelago in January; and a single female, now in Major Marshall's collection, was taken by Captain C. T. Bingham in the Thoungyeen forests in Upper Tenasserim in December.

*E. panthera*, Fabricius, is figured by Horsfield in his *Cat. Lep. E. I. C.*, pl. v, figs. 7, 7a (1823), female, under the name of *Melanitis dusara*. Mr. Wallace remarks of it that "the female is like the male, but the pale bands are broader and somewhat yellower, and contain three or four pale spots on the *hindwing*; the species varies but little, and seems to be very constant in both sexes, with but little difference between them." (*Trans. Ent. Soc. Lond.*, 1869, pp. 322, 323).

*E. lutescens* \* also belongs to this group. It is very closely allied to *E. mimus*, and differs from that species on the upperside in the forewing being but slightly paler on the margins, and having no submarginal paler band; the band on the hindwing is, however, much more prominent, and bears a submarginal row of spots. Underside very similar, the ocelli rather smaller.

264. *Elymnias leucocyma*, Godart. (PLATE XVII, FIG. 60 ♂ ♀).

*Biblis leucocyma*, Godart, Enc. Méth., vol. ix, p. 326, n. 3 (1819); *Dyctis leucocyma*, Moore, Proc. Zool. Soc. Lond., 1878, p. 826; *Melanitis malelas*, Hewitson, Ex. Butt., vol. iii, pl. *Melanitis*, figs. 6, 7 (1863), male.

HABITAT: North-Eastern India, Arakan, Tenasserim.

EXPANSE: 3.2 to 4.2 inches.

DESCRIPTION: MALE: UPPERSIDE velvety blackish brown, the outer two-thirds beautifully shot with violet in certain lights; a submarginal series of paler violet irrorated spots, and four similar spots on the disc, two beyond the cell below the lower discoidal nervule, and one between each pair of median nervules. Hindwing brighter brown, paler externally, and with or without a submarginal series of small ashy dots. UNDERSIDE pale brown, closely undulated with greyish yellow strise, most densely on the outer two-thirds. FEMALE as in the male, but with the violet shot confined to the outer half of the forewing, the spots white, partially irrorated with violet towards the apex; the whole of the interspaces on the hindwing and below the median nervule in the forewing marked with numerous transverse yellowish-grey strise more or less confluent into longitudinal streaks. UNDERSIDE as in the male, but with the pale strise much wider and whiter. Mr. Wallace (Trans. Ent. Soc. Lond., 1869, p. 327) considered *E. malelas* distinct from *E. leucocyma*, and remarked, "allied to *E. leucocyma*, but differing in the smooth outline of the wings, and the produced outer angle of the hindwing." There can be but little doubt, however, that they are one and the same species.

*E. leucocyma* in both sexes is an excellent mimic of *Euplea midamus*; its highly elongate forewing distinguishes it from all other species of the subfamily. It is common in the submontane districts of Northern and Eastern Bengal, extending through Burma as far south as Tavoy, but not apparently into the Malay peninsula proper. Mr. T. C. Hill took it in Tavoy in March; Captain C. T. Bingham found it commonly in the Thoungyeen forests in the autumn and again in April; Captain C. H. E. Adamson found it commonly in Moulmein in September, and again at Akyab. Mr. Wood-Mason took it in Cachar in June and July. The Indian Museum, Calcutta, contains specimens from Sylhet and Upper Assam; Mr. de Nicéville has taken it round villages in Sikkim at about 2,000 feet elevation in October; and Mr. E. T. Atkinson records it from Kāli Kumaon on the western border of Nepal.

The figure shows the upperside of a male specimen from Sylhet, and of a female from Sibsagar, Upper Assam, both in the Indian Museum, Calcutta.

The next species, *E. saueri*, differs from all the foregoing in the pattern of the underside, which is marbled throughout, with no definite pattern and no defined spots on either wing, and no paler nebulous outer band.

\* *Elymnias lutescens*, Butler, Ann. and Mag. of Nat. Hist., third series, vol. xx, p. 404, pl. ix, fig. 10 (1867), female; id., Wallace, Trans. Ent. Soc. Lond., 1869, p. 323, n. 4; id., Butler, Proc. Zool. Soc. Lond., 1871, p. 521, n. 6; id., Distant, Rhop. Malay., p. 61, pl. vi, figs. 4, male; 5, female (1882). HABITAT: Penang; Province Wellesley; Malacca; Ayerpanas; Singapore; Sumatra; Borneo. EXPANSE: 3.0 to 3.0 inches. DESCRIPTION: "MALE: UPPERSIDE, both wings dark glossy fuscous. Forewing with the outer margin somewhat broadly and slightly paler. Hindwing with a broad, pale greyish submarginal fascia, the inner margin of which is somewhat scalloped between the nervules; this is broadest near the anal angle and narrowest at the apex, and contains a series of prominent fuscous spots placed between the nervules, two between first median nervule and submedian nervure, the others placed singly (these spots are variable in number, not being found above the third median nervule in some specimens, but in other specimens continued towards the apex). UNDERSIDE, both wings pale castaneous, mottled with numerous greyish strise, and with a more or less well-defined broad submarginal fascia, which is broadest and most clearly defined on the hindwing, and there possesses six dark blue rounded spots, with pale blue centres, which are continued in streaks beyond their inner margins; these spots are placed between the nervules, the first above the discoidal nervule, and the fifth and sixth together between the first median nervule and the submedian nervure; a pale and bright bluish spot between the subcostal nervules. Body and legs more or less concolorous with the wings. FEMALE larger than the male. UPPERSIDE paler and more ferruginous. Forewing with a broad and well-defined outer ferruginous fascia. Hindwing with the pale submarginal fascia broader and less scalloped inwardly than in the male, and with five or six fuscous spots with paler centres placed between the nervules. UNDERSIDE paler than in the male, but with the hindwing spotted as in that sex. The tail-like prolongation of the hindwing at the apex of the third median nervule is longest in the female." (Distant, l.c.)

265. *Elymnias sauceri*, Distant.

*E. sauceri*, Distant, Rhop. Malay., p. 65, pl. ix, fig. 3 (1889), male.

HABITAT: Tenasserim; Malay Peninsula.

EXPANSE: ♂, 3.55 inches.

DESCRIPTION: "MALE: UPPERSIDE, forewing dark violaceous, with paler suffusions on the apical area, and with the following very pale violaceous spots:—Three discal; one large, placed between the third and second median nervules, the others exceedingly small and indistinct, and situated between the discoidal nervules, and between the second and first median nervules; five large submarginal spots divided by the nervules, of which the two upper, inner, and largest are contiguous and separated by the lower discoidal nervule, the fifth being situated between the first median nervule and the submedian nervule; there is also a very faint indication of a spot at the end of the cell. Costal area with the basal third minutely spotted with greyish, the remaining portion with three or four pale bluish spots. Hindwing castaneous, with the basal area fuscous. The extreme margins of both wings are alternately fuscous and white. UNDERSIDE pale ferruginous, thickly mottled with dark chocolate-brown strigæ, irregular in shape and size. Forewing with a number of pale greyish spots on the costal area; the upper portion of the cell and the apical area somewhat paler in hue, and with indications of a dark waved fascia near the end of the cell. Hindwing somewhat darker, the strigæ being more numerous and contiguous, with indications of a much-waved and irregular dark fascia crossing the wing about the end of the cell, and a more or less distinct, broad, submarginal fascia, followed by several waved, broken, and indistinct lines. Body and legs more or less concolorous with the wings."

"This fine species is somewhat intermediate between *E. casiphone*\* and *E. leucocyma*, agreeing best with the latter above, and with the first beneath. It appears to be a mimic of a species of *Eupilea* belonging to the *midamus* group, though the female still remains to be discovered. Since this description was written, a specimen collected by Captain Bingham in Tenasserim has been presented to the British Museum." (Distant, l. c.)

We have never seen this species, and the above record is the only one of its occurrence within our limits.

The next species, *E. timandra*, is of very different style of colouration and outline. The type of the group is *E. lais*, Cramer, from Java, Sumatra and Borneo, and also from the Malay Peninsula. The upperside has on both wings the nervures and the outer margin broadly defined with blackish brown, and the interspaces white tinged with creamy or yellowish or grey or verditer blue. They mimic species of *Danais* of the *Limniæ* group. *E. timandra* chiefly differs from *E. lais* in the more dentate outline of the outer margin of the forewing, and the basal area of both wings on the underside is much darker.

\* *Elymnias casiphone*, Hübner, Samml. Ex. Schm., vol. iii, pl. xviii? (1816-1824); id., Butler, Trans. Ent. Soc. Lond., 1870, p. 488; idem, id., Proc. Zool. Soc. Lond., 1871, p. 522, n. 14; idem, id., Distant, Rhop. Malay., p. 64, pl. vi, fig. 10 (1882), male. HABITAT: Singapore; Java. EXPANSE: male, 3.00; female, 3.25 inches. DESCRIPTION: "MALE: UPPERSIDE, both wings pale chocolate-brown. Forewing with the apical area much suffused with violaceous, and with the following pale greyish macular markings; a number of irregularly-sized and shaped spots on the costal area, gradually increasing in size from the base; a rounded spot just beyond the end of the cell; two discal spots divided by the second median nervule, and a submarginal series of six spots, divided by the nervules, the first and innermost of which is placed above the upper discoidal nervule, and the sixth between the first median nervule and the submedian nervule. Hindwing with a submarginal series of obscure greyish spots, preceded by a few discal spots of the same colour. UNDERSIDE pale ferruginous, mottled with numerous and irregularly-sized chocolate strigæ. Forewing with a costal series of pale greyish spots; four larger pale discal spots situate one beyond the end of the cell, two divided by the second median nervule, and placed between the discoidal nervules; there are also faint indications of a submarginal series of spots on the nervule, of which the two most prominent are placed above and beneath the first median prominent dark submarginal fascia, which is preceded by pale greyish, and followed by several narrower, waved, l. c.) "FEMALE: UPPERSIDE, same pattern as *E. timandra*, female, Wallace, but the whole apical area pale as in the male, but ill-defined, the hindwing whitish." (Butler, l. c., in Trans. Ent. Soc. Lond.)

266. *Elymnias timandra*, Wallace.

*E. timandra*, Wallace, Trans. Ent. Soc. Lond., 1869, p. 326, n. 13.

HABITAT: Sylhet; Tenasserim.

EXPANSE: 3.0 to 3.7 inches.

DESCRIPTION: "Like *E. lais*\*; outline of the wings more dentate, especially on the hindwing. MALE. UPPERSIDE like *E. lais*, but the markings broader, and of a rich verditer blue on the forewing. UNDERSIDE, the base of the wings is much darker. FEMALE. Wings more elongate; markings pale ochre, tinged with bluish on the forewing, the tooth at the outer angle of the hindwing forming a short tail."

"Very closely allied to *E. lais*, but the different outline of the wings, and distinct colouring, render it necessary to separate it." (Wallace, l. c.)

The Indian Museum, Calcutta, contains specimens from Sylhet, and Captain Bingham took a single male in the Donat range in Tenasserim in April, and one female was taken at Kanhlete by Captain Adamson in September. Wallace also records it from Moulmein, but it is apparently a rare species. On the upperside the Sylhet males are decidedly marked with green, while the Tenasserim males are equally decidedly blue, and the forewing is somewhat longer proportionally than the Sylhet males.

*E. casiphone* has been recorded from Singapore. On the underside it is marked very similarly to *E. lais*, but the general tone of the ground-colour is more rufous; on the upperside, however, it is very different. It is intermediate between *E. saileri* and *E. lais*.

## Genus 32.—DYCTIS, Boisduval. (PLATE XVII.)

*Dyctis*, Boisduval, Voy. de l'Astrolabe, p. 138 (1832); id., Westwood, Gen. D. L., p. 353 (1851); id., Butler, Proc. Zool. Soc. Lond., 1871, p. 523.

Differs from *Elymnias* (restricted) in having the lower disco-cellular nervule of the hindwing straight or feebly concave in continuation of the upper disco-cellular nervule.

The full diagnosis of *Dyctis* as given by Mr. Butler is appended below; † but the sole reliable feature on which the distinction can be maintained is the shape of the discoidal cell in the hindwing as indicated above. The hindwing in *Elymnias* restricted also has a false prædiscoidal cell; the position of the origin of the first subcostal nervule is inconstant, in most species of *Elymnias* it is nearer to the base of the wing than to the apex of the cell, and in most species of *Dyctis* it is nearer to the apex of the cell than to the base of the wing, but no tangible line of separation can be drawn; the distance between the origin

\* *Elymnias lais*, Cramer, Pap. Ex., vol. ii, pl. cx, figs. A, B (1777), male; *Biblis lais*, Godart, Enc. Méth., vol. ix, p. 366, n. 4 (1819); *Elymnias lais*, Wallace, Trans. Ent. Soc. Lond., 1869, p. 325, n. 11; id., Distant, Rhop. Malay., p. 67, pl. ix, fig. 2 (1882), male. HABITAT: Province Wellesley; Siam; Malay Archipelago. EXPANSE: 3 inches. DESCRIPTION: "MALE: UPPERSIDE, both wings dark chocolate-brown, variegated with greenish markings. Forewing with the costal area (particularly the basal portion) irrorated with numerous greyish spots and strigæ; a large greenish fascia in the cell, narrowest at the base, and widened and somewhat truncate near the apex, and with the following longitudinal fasciæ of the same colour placed between the nervules:—The upper two are placed above and below the first discoidal nervule, and are very faint and slender, with their apices broad and macular; the third above the third median nervule is slender, but macular at both ends, and inwardly approaches the disco-cellular fascia; the following three separated by the median nervules are broadest at base, narrowing at apical portion, but macular at apex, and the last runs along the inner margin. Hindwing with similar longitudinal fasciæ as on the forewing, and which are also placed between the nervules, but are broken near their apices, which thus appear as a submarginal series of spots; of these fasciæ the inner two (placed on each side of the submedian nervule) are longest, and the upper two (placed on each side of the discoidal nervule) are the faintest; there is also a very faint disco-cellular streak. UNDERSIDE dull greyish, suffused with fuscous, and mottled with dark strigæ; on the forewing these become more or less confluent and dark chocolate in colour, forming an irregular spot in the cell, a larger irregular spot or fascia at the end of the cell, and appearing very prominently towards the outer margin; on the hindwing these darker shadings do not extend beyond the basal half of the wing, but again appear as a more or less well-defined outer submarginal fascia. Body and legs more or less concolourous with the wings. FEMALE, somewhat larger than the male, the fasciæ and spots of the UPPERSIDE being creamy in hue, and with the outer margins of both wings distinctly and somewhat brightly castaneous. UNDERSIDE, both wings much paler, and the numerous shadings are of like pattern but fainter impression." (Distant, l. c.)

† *Dyctis*, Butler. "Forewing as in *Elymnias*; hindwing with a false prædiscoidal cell; the first subcostal nervule emitted towards the end of the cell, nearer to the end in the females than in the males; second and discoidal nervules emitted somewhat near together; upper disco-cellular nervule more or less oblique, slanting outwards; lower disco-cellular feebly concave or angulated, and about twice the length of the upper one; second and third median nervules emitted near together." (Butler, l. c.)

of the second branch and that of the discoidal nervule scarcely differs at all throughout the subfamily; and throughout the subfamily also the second and third median nervules are emitted close together at the apex of the cell.

Of the five Indian species placed in this genus, three (*D. esaka*, *D. patna* and *D. vasudeva*) were included in it by Mr. Butler; one, *D. singhala*, subsequently described, was classed by Mr. Moore as an *Elymnias*, and one, *D. peali*, has only just been discovered. The two latter would seem from their outline and markings to belong to *Elymnias*; *D. singhala* is identical in outline with *E. lutescens*, and only differs from it in having the pale band on the upperside composed of partially confluent striæ and without black submarginal spots, and the underside with the ocelli minute and obsolescent; and *D. peali* is identical in outline with *E. timandra*; but both *D. singhala* and *D. peali* have the cell of the hindwing formed as in *Dyctis*. The remaining three species have the outline much more even, as in the typical species from the Austro-Malayan region. *D. esaka* is the most typical; *D. vasudeva* somewhat less so, but remarkable from its colouration which mimics some species of *Delias* or other dark *Pieris* with a large patch of white on the hindwing; *D. patna* has the outer margin distinctly, though feebly, dentate, and mimics an *Euploea* of the *superba* type in colouration.

As far as the females are known they are but little differentiated, whereas in many of the species of *Elymnias* the females differ very considerably in colour and markings from the males.

#### Key to the Indian species of *Dyctis*.

- B. Hindwing with the lower disco-cellular nervule straight or feebly concave.
- α. The upper disco-cellular suberect or outwardly oblique, almost in the same line as the lower.
- a<sup>1</sup>. Forewing elongate; outer margin irregularly dentate and distinctly falcate; hindwing distinctly caudate; (outline exactly as in *E. timandra*).
- a<sup>2</sup>. Male, upperside dark violet-black, with a diffused submarginal lavender band on both wings; female unknown.
267. ♀. PEALI, Assam.
- β<sup>1</sup>. Forewing short broad, outer margin dentate, but not falcate; hindwing dentate and distinctly caudate; (outline much as in *E. caudata*).
- β<sup>2</sup>. Male and female, upperside blackish-brown, with a submarginal band of partially coalescent creamy-white or buff striæ on both wings.
268. D. SINGHALA, Ceylon.
- γ<sup>1</sup>. Forewing elongate, but broad; outer margin of both wings even, regularly but not very prominently dentate; (outline as in *E. leucocyma*, but the wings much broader and inner margin longer).
- γ<sup>2</sup>. Male and female chestnut brown, dark and shot with violet on the forewing. Forewing with longitudinal violet streaks on the disc; hindwing with white submarginal spots.
269. D. PATNA, Sikkim, Cachar, Sylhet.
- δ<sup>1</sup>. Forewing short broad; outer margin of both wings very slightly dentate; (outline as in *E. cottonis*, but the apex of forewing rounded, not acute).
- δ<sup>2</sup>. Male and female dark brown, forewing with grey streaks, hindwing with a large white patch on inner half.
270. D. VASUDEVA, Sikkim, Tenasserim.
- ε<sup>1</sup>. Forewing short, very broad; outer margin of both wings even; outline an arc of a circle with the base of the wings as a centre; the inner margin of forewing and costa of hindwing being both equal to the costa of forewing.
271. D. ESAKA, Meigui.

#### 267. *Dyctis peali*, W.-M.

*Elymnias peali*, Wood-Mason, Ann. and Mag. of Nat. Hist., fifth series, vol. xi, p. 62, pl. ii, figs. A, B (1883), male.

HABITAT: Aideo, Sibsagar district, Assam.

EXTANSE: ♂, 3.15 inches.

DESCRIPTION: "MALE: UPPERSIDE, both wings violescent black-blue, gradually darkening from the outer margin to the bases, with the markings deep lavender-blue, and the cilia

between the nervules greyish white. *Forewing* with an oblique subapical band placed nearly at right angles to the complete submarginal series of rather faint and diffused blotches, and the apical subcostal interspace, all lavender-blue, and with the costal and subcostal areas transversely striated with the same colour. *Hindwing* with a corresponding submarginal band, which is very prominent and broken up into coarse strizæ between the third median nervule and the abdominal margin, towards which it passes from blue into red-violet. **UNDERSIDE** much as in *E. undularis* and its allies, but more richly coloured than in any species of that group."

The type specimen, the only one known, is in the Indian Museum, Calcutta.

268. *Dyctis singhala*, Moore.

*Elymnias singhala*, Moore, Proc. Zool. Soc. Lond., 1874, p. 568; idem, id., Lep. Cey., p. 26, pl. xiii, figs. 2, male; 2a, female (1880).

**HABITAT**: Ceylon.

**EXPANSE**: 3.0 to 3.5 inches.

**DESCRIPTION**: "MALE: **UPPERSIDE** dark purple-brown. *Forewing* with a marginal macular band formed of pale greenish-grey quadrate patches, a few ochreous strizæ on the costal margin. *Hindwing* with a broad marginal band of pale greenish-ochreous longitudinally-confluent strizæ. **UNDERSIDE**, basal areas purple-brown, outer areas pinkish-grey, covered with numerous black strizæ, most dense on basal areas and along extreme outer margins; an indistinct purple-white apical spot, and a submarginal row of black dots on the *hindwing*. **FEMALE** brighter coloured, the marginal bands more prominent." (Moore, l.c.; in Lep. Cey.) "Occurs at Kandy." (Wade). The type specimen was described from Colombo. The Indian Museum, Calcutta, contains a single pair.

269. *Dyctis patna*, Westwood.

*Melanitis patna*, Westwood, Gen. D. L., p. 405, note, pl. lxxviii, fig. 2 (1851), *Elymnias patna*, Wallace, Trans. Ent. Soc. Lond., 1879, p. 327, n. 17; *Dyctis patna*, Butler, Proc. Zool. Soc. Lond., 1871, p. 525, n. 13.

**HABITAT**: Cachar; Sylhet; Sikkim.

**EXPANSE**: 3.35 to 3.95 inches.

**DESCRIPTION**: "UPPERSIDE fuscous. *Forewing* and the outer angle of the *hindwing* with a slight violaceous sheen, with elongate purple streaks beyond the middle and another in the middle. *Hindwing* with four whitish submarginal dots. **UNDERSIDE** pale fuscous. *Forewing* with three, *hindwing* with seven white dots; the outer margin of the *hindwing* irrorated with white." (Westwood, l.c.) There are two **FEMALE** specimens of this species from Sikkim in the Indian Museum, Calcutta. They differ from the male in being paler on both upper and undersides, the elongate purple streaks on the upperside of the *forewing* larger and more diffused, and in one specimen there is a submarginal series of five white spots, one in each interspace, except the lower discoidal. They of course lack the sexual glandular patch of scales and tufts of hair on the upperside of the *hindwing* near the costal margin which is present in all the males of this subfamily.

"A fine species, somewhat resembling *Elymnias leucocyma*, but with the spots beneath as in *E. hevitsoni* from Macassar and Celebes." (Wallace, l.c.)

"Mimics *Euplaea callithoë*, a species allied to *E. splendens* and *E. superba*; it bears a superficial resemblance to *Elymnias leucocyma*." (Butler, l.c.)

*D. patna* bears a general resemblance to *Euplaeas* of the *superba* type both in form and colour; the *forewing* is tinged with violet, and the *hindwing* with chestnut-brown; the purple streaks on the *forewing* are longest at the costa and extend in a curved regularly decreasing series to the submedian nervure, one in each interspace, except that the streak above the third median nervule is abbreviated or altogether wanting; the patch in the middle is situated at the end of the cell, and is often indistinct; the whitish irrorations of the underside of the *hindwing* are grouped into irregular undulated strizæ on the outer and abdominal margins of

the *hindwing*, and continued less prominently on to the disc of the *forewing*; in some specimens they are obsolete. It most nearly resembles *E. leucocyma*, but differs in having the wings shorter and broader; on the upperside the discal series of purple spots on the *forewing* far more elongate, the inner series absent; and on the *hindwing* in the presence of the white submarginal spots: and on the underside it has white submarginal spots and the outer margin only variegated, whereas *E. leucocyma* has no white spots, and almost the entire under-surface variegated with pale stræ.

It is not a common species, and we have as yet only seen it from Sikkim, Cachar and Sylhet. Mr. de Nicéville took it in the valley of the Great Runjit, Sikkim, in October; and Mr. Wood-Mason took a single specimen on Nemotha, Cachar, in September. It most probably mimics *Euphla* (*Stictoplaa*) *hopei*, which Mr. de Nicéville has taken in Sikkim at the same time and in the same locality.

270. *Dyctis vasudeva*, Moore. (PLATE XVII, FIG. 61 ♂).

*Elymnias vasudeva*, Moore, Horsfield and Moore, Cat. Lep. E. I. C., vol. i, p. 238, n. 513; *Dyctis vasudeva*, Butler, Proc. Zool. Soc. Lond., 1871, p. 525, n. 16; *Elymnias thycana*, Wallace, Trans. Ent. Soc. Lond., 1869, p. 323, n. 7.

HABITAT: Sikkim, Upper Tenasserim.

EXPANSE: 2.75 to 3.20 inches.

DESCRIPTION: "MALE: UPPERSIDE, *forewing* black, glossed with slaty-blue; costal margin with small bluish-white dots; longitudinal spots in the middle of the wing, and spots from near the apex to the posterior angle bluish-white. *Hindwing*, from the abdominal margin to the middle of the wing, white; anterior and posterior border black, the latter with some marginal white spots. UNDERSIDE white, nervures black. *Forewing* covered throughout with deep black stræ [or as Wallace describes it, black, irregularly blotched and irrorated with white]. *Hindwing* with the exterior margin covered with deep black stræ; the base of the wing black, with numerous small white spots, and a large red spot below the cell; abdominal margin broadly suffused with yellow." (Moore, l. c.) "FEMALE: UPPERSIDE paler, with the bluish and white portions more diffused. UNDERSIDE very much whiter, with finer irrorations, and the yellow patch more diffused." (Wallace, l. c.) The secondary sexual characters of the male differ from those of all other Indian species of the subfamily, as not only are the usual tufts of hair on the upperside of the hindwing present, but the inner margin of the forewing is folded upwards, and encloses a tuft of long ochreous-brown probably erectile hairs.

"Mimics either *Delias descombesi* or *D. indica*." (Butler, l. c.) "*Pieridæ* of the genus *Thyca*." (Wallace, l. c.)

*D. vasudeva* is not very common, but will probably be found in all the hill ranges between Sikkim and Tenasserim.

The figure shows the upper and undersides of a male specimen from Sikkim, in the Indian Museum, Calcutta.

271. *Dyctis esaca*, Westwood.

*Melanitis esaca*, Westwood, Gen. D. L., vol. ii, p. 405, n. 10 (1831), note; id., Hewitson, Ex. Butt., vol. iii, pl. *Melanitis*, fig. 5 (1863); *Elymnias esaca*, Wallace, Trans. Ent. Soc. Lond., 1869, p. 322, n. 2; *Dyctis esaca*, Butler, Proc. Zool. Soc. Lond., 1871, p. 523, n. 4.

HABITAT: Assam, Mergui, Borneo.

EXPANSE: 2.3 to 2.5 inches.

DESCRIPTION: "Wings entire. UPPERSIDE blackish, with a slight olivaceous gloss. *Forewing* very broad, almost perpendicularly truncated, with an oblique pale lilasine subapical fascia continued by three spots of the same colour along the outer margin. *Hindwing* with a slight purple gloss, the outer margin grey. UNDERSIDE fuscous, much irrorated with grey. *Forewing* paler about the apex, with two black dots. *Hindwing* with a series of minute black dots." (Westwood, l. c.)

The only other recorded notice of this species is by Hewitson who figures the underside in his "Exotic Butterflies," and adds the following short description, which somewhat differs from Westwood's quoted above. "UPPERSIDE: dark brown; crossed near the outer margin by a curved band of six large ill-defined lilac spots. *Hindwing* with a marginal band of five indistinct grey spots. UNDERSIDE red-brown, closely undulated throughout with grey. *Forewing* with the apex nearly white, marked with two black spots. *Hindwing* with a black spot dotted with white near the costal margin before the middle, and a submarginal band of five black spots indistinctly dotted with white." (Hewitson, l. c.)

The Indian Museum, Calcutta, contains a single male specimen of this rare species, which was taken by Dr. J. Anderson in the Mergui Archipelago on the 20th December, 1881. It is smaller than the types, being 2.3 inches in expanse; the forewing is, as in Hewitson's description, "crossed near the outer margin by a curved band of six large ill-defined lilac spots," the spots near the apex being elongate, almost coalescent, and separated only by the dark nervules; all the spots more or less irrorated with white in the centre; but the hindwing is as in Westwood's description, the outer margin broadly grey, outwardly almost pure white, inwardly diffused and irrorated with lilac; the extreme outer margin is narrowly blackish.

The shape of the wings of *D. esaca* is very peculiar, and sufficient to distinguish it at a glance from all other Indian *Elymninae*, indeed from almost every other Indian Butterfly; the costal and inner margins of both wings are all of nearly equal length, so that the outline between the apex of the forewing and the anal angle of the hindwing is an arc of a circle with its centre at the base of the wings.

#### SUBFAMILY IV.—MORPHINÆ, Butler.

*Morphina*, Butler, Cist. Ent., vol. i, p. 3 (1869); id., Kirby, Syn. Cat. D. L., p. 115 (1871); *Morphidæ* and *Nymphalidæ* (part), Westwood, Gen. D. L., vol. ii, p. 332 (1851); *Morphina*, Distant, Rhop. Malay, p. 67 (1882).

BODY robust, seldom elongate. HEAD usually small, tufted; eyes large, prominent, naked; antennæ long, slender, with a slender very gradually formed club; palpi slender, somewhat elongate, erect (or sometimes porrect), the front edge not dilated, clothed in front with dense appressed scaly hairs, at the back with longer hairs grouped in a tuft against the face. WINGS broad, ample, but varying in outline; generally ocellated on the underside. FOREWING with the nervures usually simple, the costal nervure sometimes slightly and gradually dilated at the base: discoidal cell short, very broad, completely closed by perfect nervules; the apex always beyond the origin of the second median nervule; the first branch of the subcostal nervure long, originating near the end of the cell and often anastomosing with the costal nervure; the remaining branches originating far beyond the cell close together near the apex (except in *Xanthotania* in which they are widely separated); the upper and middle disco-cellular nervules short, the lower very long, outwardly oblique and generally concave. HINDWING with the discoidal cell partially or entirely open, except in *Xanthotania*, where it is completely closed by a very slender lower disco-cellular nervule: no pre-discoidal cell; the discoidal nervule appearing as a third subcostal branch; the anal margin broadly channelled and enclosing the entire abdomen. In the male furnished with glands or patches of raised scales or tufts of hair in various positions. FORELEGS of the MALE small, brush-like; those of the FEMALE larger, longer, and less hairy.

"LARVA: with a more or less developed bifid tail." (Distant, l. c.) "PUPA: short, thick, cylindrical, or slightly carinated down the back." (Westwood, Gen. D. L., vol. ii, p. 332 (1851).

The *Morphina* are confined to South America and the Malayan region, extending in India as far as the Indo-Malayan fauna penetrates. The typical genus *Morpho* is entirely South American, and contains some of the largest and most brilliantly coloured butterflies in the world; all the other genera are Asiatic.

Great differences of opinion have prevailed as to the propriety of separating this group into a subfamily; the original separation was suggested by Doubleday and adopted by Westwood in the Genera of Diurnal Lepidoptera, but with much hesitation; the group as there defined excludes *Amathusia*, *Zeuxidia*, and *Discophora*, which were left with *Kallima* among the *Nymphalina*, and includes many American genera now classed as *Brassolina* in a distinct subfamily. In 1864, Mr. H. W. Bates, in a review (Journal of Entomology, vol. ii, p. 177) of the primary and secondary divisions of the suborder, united the *Morphina* with the true *Nymphalina*, with the remark that "they exhibit no good character whereby they may be distinguished from the *Nymphalina*," and the combined group he defined as having the "lower disco-cellular nervule, at least of the hindwing, more or less atrophied." In 1869, Mr. A. G. Butler established the group as it now stands, merely remarking that it "includes the genera *Morpho*, *Clerom*, *Drusilla*, *Discophora*, *Amathusia*, *Bia*, and comes between the *Brassolina* and *Nymphalina*" (Cistula Entomologica, vol. i, p. 3), but giving no distinctive features. In this he was followed by Mr. Kirby in 1871 in his Synonymic Catalogue of Diurnal Lepidoptera. And in 1882, Mr. W. L. Distant, in his Rhoplocera Malayana, reverts to Mr. Bates' arrangement and unites them with the *Nymphalina*, but makes them a separate group, basing the groups on the dilation of the anterior edge of the palpi.

It is true that a strict definition of the subfamily is very difficult, if not impossible, to lay down, but since they do possess features to a large extent distinctive, and as their affinities with the *Satyrinæ* are apparently as great as their affinities with the *Nymphalinæ*, Mr. Butler's arrangement appears to us the most convenient to adopt until their life history becomes more fully known.

The *Morphinæ* resemble the *Satyrinæ* in having large wings and weak flight; they also love the shade, are chiefly found in undergrowth in forests, and some at least are crepuscular in their habits; the underside of the wings is almost always ocellated; the hindwing of the male always bears more or less pronounced secondary sexual characters; the antennæ are long and very slender, never abruptly clubbed, and the discoidal cell of the forewing is always closed. They resemble the *Elymniinæ* in habits and in the brilliant colouring of the upperside; they resemble the *Nymphalinæ* in having the cell of the hindwing open, except in *Xanthotania*, but the palpi are not dilated at the base; and lastly the larvæ, so far as they are known, approximate to a type which is dominant among the *Satyrinæ*, but aberrant among the *Nymphalinæ*. Their distinctive structural features are chiefly in the neuration of the forewing in which the cell is short (it is long in *Morpho*, but short in all the Asiatic genera) and very broad; the second branch of the subcostal nervure is either wanting altogether or originates far beyond the apex of the cell, and the first and second branches often anastomose with each other, and the costal nervure for a short distance, and then run free to the costa. These with the structure of the palpi separate them from the *Nymphalinæ*; the open cell in the hindwing separates them from *Satyrinæ* and *Elymniinæ*; and the want of a pre-discoidal cell in the hindwing separates them from *Elymniinæ* and *Brassolinæ* (an American subfamily).

The *Morphinæ* are connected on the one hand with the *Nymphalinæ* through the genera in which the cell of the hindwing is completely open; and on the other hand with the *Satyrinæ* through *Xanthotania*, in which the special characters are least developed, it having the cell of the hindwing completely closed. *Amathusia* and *Zeuxidia*, especially the latter, greatly resemble *Kallima* (a genus of *Nymphalinæ*) in outline; but the arrangement of the subcostal nervules in the forewing, the presence of ocelli, and of the secondary sexual characters on the hindwing of the males at once distinguish them from it.

### Key to the Indian Genera of MORPHINÆ.

- A. Antennæ long, slender, with long gradually-formed slender club: palpi slender, the anterior edge not widely dilated. Forewing with the costal nervure slightly and gradually dilated at base; the first subcostal branch emitted near the end of the cell, the second (if present) beyond it; the apex of the cell far beyond the origin of the second median nervule. Hindwing with no pre-discoidal cell.
- a. Hindwing with the discoidal cell closed by a very slender lower disco-cellular nervule near the origin of the second median nervule.
- a<sup>1</sup>. Forewing, subcostal nervure with its four branches all free.
- a<sup>2</sup>. Forewing with the apex round, outer margin convex. Hindwing with the anal angle rounded, outer margin convex.
- XXXIII.—XANTHOTANIA.
- β. Hindwing with the discoidal cell partially closed by an atrophied lower disco-cellular nervule.
- a<sup>1</sup>. Forewing, subcostal nervure with four branches, the first anastomosing with the costal nervure.
- a<sup>2</sup>. Forewing with the apex acute; the inner margin convex throughout: the median nervure with the commencement of a fourth branch beyond the apex of the cell. Hindwing with a narrow somewhat acute tail at anal angle.
- XXXIV.—ZEUXIDIA.
- γ. Hindwing with the discoidal cell completely open, but apparently partially closed by a transverse fold in the wing membrane some distance beyond the origin of the second median nervule.
- a<sup>1</sup>. Forewing with the apex slightly rounded, outer margin concave, inner margin slightly convex at base, then straight. Hindwing with either a short broad, or somewhat long narrow tail at anal angle.

XXXV.—AMATHUSIA.

d. Hindwing with the discoidal cell completely open.

a<sup>1</sup>. Forewing with the apex acute, the outer margin straight or slightly concave. Hindwing with the anal angle square or acute.

a<sup>2</sup>. Hindwing with the outer margin angled at tip of third median nervule; forewing, subcostal nervure with four branches of which the first two anastomose. Male with an oval patch of plush-like scales on hindwing upperside.

## XXXVI.—DISCOPHORA.

β<sup>2</sup>. Hindwing with the outer margin more regularly convex; forewing, subcostal nervure with three branches only, the first anastomosing, second obliterated. Male without the oval patch of plush-like scales.

## XXXVII.—ENISPE.

β<sup>1</sup>. Forewing with the apex acute; the outer margin straight, or slightly sinuous. Hindwing with the anal angle evenly rounded.

a<sup>2</sup>. Hindwing with the outer margin somewhat angled at tip of third median nervule; forewing, subcostal nervure with four branches, as in *Discophora*. Male with no patch of plush-like scales, but with a slender pouch and tuft near end of submedian nervure.

## XXXVIII.—ÆMONA.

c<sup>1</sup>. Forewing with the apex rounded, the outer margin convex; hindwing with the anal angle rounded, the outer margin regularly convex.

a<sup>2</sup>. Forewing, subcostal nervure with four branches, the first two anastomosed as in *Discophora*. Male with a tuft of erectile hairs at base of subcostal nervure on upperside of hindwing.

## XXXIX.—THAUMANTIS.

β<sup>2</sup>. Forewing, subcostal nervure with three branches only, all free, the second being obliterated. Male with a tuft as in *Thaumantis*.

## XL.—STICHOPTHALMA.

c<sup>2</sup>. Forewing, subcostal nervure with four branches, all free. Male with a tuft of hairs near base of median nervure folded upwards over the nervure.

## XLI.—CLEROME.

## Genus 33.—XANTHOTÆNIA, Westwood.

*Clerome* subgenus *Xanthotania*, Westwood, Trans. Ent. Soc. Lond., new series, vol. iv, p. 187 (1856).

Separated from *Clerome* with the following remarks: "In the shortness and roundness of the forewing, and in the upperside being destitute of ocelli, this insect agrees with the genus *Clerome*; but differs in the broad oblique yellow fascia and subapical white spot of the forewing, as well as the more elongated form [in breadth] of the hindwing; and the insertion of the second branch of the subcostal nervure [of the forewing] at a [comparatively] short distance beyond the extremity of the discoidal cell, (opposite to the extremity of the costal nervure, which only reaches to the middle of the costa,) the third and fourth branches of the subcostal nervure of the forewing rise a moderate distance apart; the lower disco-cellular nervure of the forewing (closing the discoidal cell), although oblique, is nearly straight. The palpi are much compressed, of moderate size, thickly clothed with close appressed hairs, the terminal joint distinct, slender, acute at the tip, and raised to the level of the top of the crown of the head. The antennæ are long, gradually but slightly clavate, the tip a little curved and acute; they are brown, the outer half ferruginous. From all these characters I have no hesitation in regarding this insect as a distinct subgenus, to which I have applied the name *Xanthotania*, in allusion to the yellow fascia of the forewing." (*Westwood*, l. c.)

*Xanthotania* in reality bears only a superficial resemblance to *Clerome*; the following are its chief distinctive characters: FOREWING, *subcostal* nervure with all its branches free, the second originating not far beyond the end of the cell; *middle disco-cellular* nervule comparatively long and oblique; *lower disco-cellular* about twice as long as the middle one, and nearly straight, oblique. HINDWING with the cell closed by a very slender concave nervule joining the median nervure near the origin of its second branch; the origin of the *subcostal* branches and of the *discoidal* nervule well separated, and some distance from the base of the wing; the latter arising at the junction of the *disco-cellulars*. The secondary sexual characters of the MALE consist of a raised fold along the inner edge of the *submedian* nervure, scantily fringed with long hairs, and terminating rather beyond the middle in a denser tuft of erect hairs. No tufts near the base of the median or *subcostal* nervures, nor on the abdomen of the insect.

Mr. W. L. Distant (Rhop. Malay., p. 82), states that the cell of the hindwing has the apex entirely open, but according to Westwood's, original diagnosis it is closed, and this is also the case in all the specimens from Tenasserim which we have examined. Only a single species is known.

272. *Xanthotania busiris*, Westwood.

*Clerome (Xanthotania) busiris*, Westwood, Trans. Ent. Soc. Lond., new series, vol. iv, p. 187, n. 6 (1856); *Xanthotania busiris*, Moore, Proc. Zool. Soc. Lond., 1878, p. 827; id., Distant, Rhop. Malay., p. 82, pl. v, fig. 7 (1882).



HABITAT: Upper Tenasserim, Malacca, Sumatra, Java, Borneo.

EXPANSE; ♂, 2·6 to 2·85 inches.

DESCRIPTION: "UPPERSIDE chestnut-fuscous. *Forewing* with the apical half fuscous, a straight oblique yellow fascia, and a white subapical dot. UNDERSIDE paler. *Hindwing* with four very wavy fuscous streaks, and eight ocelli irregular in size. The general colour of the UPPERSIDE is rich but dull chestnut-brown; the *hindwing* immaculate; the *forewing* with the outer half dark brown, with a moderately broad, nearly straight yellow fascia, extending from the middle of the costa nearly to the outer margin (below the middle), and with a subapical white dot. UNDERSIDE pale brown (without any chestnut tinge), the *hindwing* with four deeply scalloped, slender brown strigæ; the space between the second and third being the widest, enclosing eight ocelli of unequal size, the second and sixth from the costa being the largest; they are thickly powdered with grey scales, and are surrounded by a very narrow yellow ring; the space between the third and fourth strigæ is paler than the rest of the wing, and between the first and second strigæ is a short transverse dark line, being the nervule closing the *discoidal* cell. In the *forewing* the *discoidal* cell is marked in the middle with a

very strong angulated brown slender line, and between the white subapical dot and the extremity of the yellow oblique fascia are two small nearly rudimentary ocelli similar to those of the hindwing." (*Westwood, l.c.*) "The FEMALE resembles the male." (*Distant, l.c.*)

*X. busiris* is found in the Malay Peninsula, extending northwards as far as Upper Tenasserim, where Limborg took it near Moolai at 3,000 to 6,000 feet altitude; and Captain C. T. Bingham also took it in the Donat range and the lower Thoungyeen forests in April. All the specimens we have seen are males.

The figure shows the upper and undersides of a male specimen in Major Marshall's collection taken in Upper Tenasserim.

#### Genus 34.—ZEUXIDIA, Hübner.

*Zeuxidia*, Hübner, Samml. Ex. Schmett. (1816-1824); id., *Westwood, Gen. D. L.*, p. 327 (1851).

BODY very hairy. HEAD moderately large, hairy; eyes large, prominent, naked; palpi elongate, compressed, erect, the third joint rising above the level of the top of the head, thickly clothed with appressed scales in front, slightly hairy at the back of the middle joint; terminal joint slender, well-defined, and rather long; antennæ rather less than half the length of the forewing, slender, the articulations rather long, distinct; the club very slender, elongate, gradually formed and slender at the tip. FOREWING large, triangular, the costa convex; the apex acute; the outer margin oblique, slightly concave; the hinder angle rounded, the inner margin convex in the male. The first subcostal nervule given off before the end of the cell, about three-fourths its distance from the base, and anastomosed with the costal nervule; the second emitted before the end of the costal nervule; the third and fourth close together towards the apex; the upper disco-cellular obliquely directed outwards, the second twice as long and in a straight line with the upper portion of the lower, which is very long and slightly concave, joining the median nervule midway between the points where the second and third median nervules are given off; the median nervule continued beyond the point where the third median nervule is given off in a short outwardly curved spur not reaching the lower discoidal nervule, which spur is merged in the fold of the wing, giving the appearance of a fourth median nervule; the submedian nervule straight for a short distance from its base, then angled, and following the contour of the convex inner margin. HINDWING large, the costa convex, the apex rounded, the outer margin convex, and produced at the anal angle into a distinct narrow but not acute tail; the inner margin highly convex and channelled to receive the abdomen; the discoidal nervule almost straight in continuation of the subcostal; an incomplete lower disco-cellular nervule originating at the point on the median nervule where the third median nervule is given off, and not reaching the discoidal nervule, but becoming merged in the wing membrane which is discoloured with yellow at its termination, thus only partially closing the discoidal cell. FORELEGS of the male very slender, scarcely hairy; tarsus about half the length of the tibia, and equally slender; femur about as long as the tibia but not so slender. Of the female rather longer and more robust, tibia rather shorter than the femur, tarsus two-thirds of the length of and rather thicker than the tibia, spiny along the whole length beneath.

About eight species of the genus *Zeuxidia* are known, all from the Indo-Malayan region. The outline of the wings is very similar indeed to that of *Kallima* (*Nymphalina*, a genus comprising the great "Oak-leaf" Butterflies of India), but the outer margin of the forewing is less convex and angled near the hinder angle, and the pattern of the underside is different; in *Kallima* the discal line extends from the apex of the forewing to the anal angle of the hindwing like the midrib of a leaf; and there are no ocelli; in *Zeuxidia* the discal line commences from the middle of the costa of the forewing, and the hindwing has two ocelli. The upperside of the males is somewhat similar in colouring to the *amythaon* group of *Amathusia*, but the hindwing has usually also a patch of bright blue. But in addition to the structural characters noted above perhaps the most remarkable features of the genus are the secondary sexual characters of the male insect. There are no lateral tufts on the abdomen as in *Amathusia phidippus*, but the hindwing bears no less than three. The submedian nervule is sunk in a fold and angled at a short distance from its base where it bears a thick tuft of long bright brown coarse hairs, and the edge of the fold above is thickly covered with finer woolly hairs; in the discoidal cell there is an oval

shining bare patch denuded of scales in the centre, on which lies a thick tuft of long brown hairs; and above the subcostal nervure before the base of its first branch is a similar but smaller tuft on a black patch in the centre of a similar patch denuded of scales.

Only a single species is certainly known to occur within our limits, where it is found in Upper Tenasserim. Another species is recorded from India, but the authority is somewhat doubtful. All the species are rare, and a single male of *Z. masoni* in Major Marshall's collection is the only specimen of the genus in the collections in this country so far as we know.

### Key to the Indian Species of Zeuxidia.

A. Males. Upperside dark brown, forewing crossed by a broad band of purplish-blue or blue; hindwing, with a similar band on the outer margin.

a. The patch on the hindwing from the anal angle almost to the discoidal nervule.

273. *Z. MASONI*, Upper Tenasserim.

â. The patch extending from the outer to the anal angle.

274. *Z. DOUBLEDAYI*, India (?)

### 273. *Zeuxidia masoni*, Moore.

*Z. masoni*, Moore, Proc. Zool. Soc. Lond., 1878, p. 826; id., Marshall, Journ. A. S. B., vol. II, pt. II, p. 39, n. 4 (1882).

HABITAT: Upper Tenasserim.

EXPANSE: ♂, 4'1; ♀, 4'5 inches.

DESCRIPTION: MALE: UPPERSIDE velvety blackish-brown, paler at the margins. Forewing crossed by a purplish-blue subapical decreasing band extending from the costa just beyond the cell to the hinder angle. Hindwing with a broad purplish-blue patch from the anal margin extending on the outer border to the fold below the discoidal nervule. UNDERSIDE brown, with violet-whitish markings; the basal half of both wings darker, and defined by a dark brown median line from the middle of the costa of the forewing to the anal angle of the hindwing. Forewing with three whitish bands in the cell, and one just beyond it, the costal half beyond the median line being clouded with whitish to the apex. Hindwing with three nebulous whitish bands on the basal half, that nearest the base the broadest and most distinct; the median line edged exteriorly with whitish irrorations; two moderate-sized ocelli, one between the subcostal nervules, brown, with diffused yellowish pupil, narrow yellowish iris, and outer dark brown line; the other on the lowest median interspace yellowish with eccentric brown pupil and dark outer line. Described from the male in Major Marshall's collection. "FEMALE differs from *Z. amethystus*, female, in the paler colour of the wings, and in the greater breadth of the yellow oblique band, the band entire, and terminating at the middle median nervule, below which are two similarly-coloured spots; a small pale patch before the apex of the wing. Hindwing pale cinnamon-brown broadly along outer border." (Moore, l. c.)

Closely allied to *Z. amethystus*\* from the Malay Peninsula, Sumatra and Borneo. The female of *Z. masoni* was taken by Limborg in Upper Tenasserim at Meetan 3,000 feet altitude in April; the male was taken by Captain C. T. Bingham in the Lower Thongyeen forests in the same district at the same season. It is a very rare insect.

\* *Zeuxidia amethystus*, Butler, Proc. Zool. Soc. Lond., 1865, p. 485, n. 5; idem, id., Trans. Linn. Soc., Zoology, second series, vol. 1, p. 538, n. 1 (1876); id., Distant, Rhop. Malay., p. 72, pl. vii, figs. 1, male; 2, female (1882); *Z. wallacei*, Felder, Reise Novara, Lep., vol. III, p. 461, n. 777, pl. lxii, fig. 3 (1866), male. HABITAT: Province Wellesley; Malacca; Sumatra; Borneo. EXPANSE: Male, 3'6 to 3'8; Female, 4'35 to 4'75 inches. DESCRIPTION: MALE: "UPPERSIDE, forewing deep brown, glossed with purple; a broad lilac band glossed with purple near the apex, extending from the anterior margin, just beyond the cell, to the third median nervule, wider above than below; outer margin pale. Hindwing, anal angle caudate; rich brown, lower portion glossed with purple; a broad lilac patch, glossed with purple, bisinuate on its inner edge, at the anal angle, extending from just below the body to the fold between the second and third median nervules; cell hirsute, hair ochreous; outer margin pale. UNDERSIDE, forewing, golden-brown, dusky towards the inner margin; a narrow, irregular, cell at equal distances; a pale brown spot on the anterior margin, just beyond the central band; two similar spots near the apex. Hindwing, golden brown; a deeper, oblique, narrow, irregular, brown band crossing the nervule; two indistinct, pale brown, irregular bands near the base, the inner one extending to the median nervure, the outer one to the middle of the cell; a large, oval, ochreous ocellus, pupilled with white, between the first and second subcostal nervules, and a circular ochreous ocellus pupilled with white, between the

274. *Zeuxidia doubledaii*, Westwood.*Z. doubledaii*, Westwood, Gen. D. L., p. 329, n. 2, note, pl. lii, fig. i (1851), female.

HABITAT : India (?)

EXPANSE : 4'25 to 4'75 inches.

DESCRIPTION : "The British Museum also contains both sexes of an allied species [to *Z. luxerii*\*] from India, the MALE of which is distinguished by its more acuminate forewing, destitute of the pale spot near the tip; the broad lilac bar of *Z. luxerii* is replaced by a much narrower and more curved blue bar; the hindwing has the tail much less acuminate; the lilac patch of this wing is replaced by a very broad blue fascia, which extends to the anal angle; the middle of the discoidal cell has an elongate-ovate smooth spot destitute of hairs (which may, however, have been abraded). [UNDERSIDE] the dark brown streak across both wings is curved towards the tip at its junction with the costa, and the

second and third median nervules." (*Butler*, l. c. in *Proc. Zool. Soc. Lond.*) "FEMALE : UPPERSIDE, both wings pale brownish. Forewing becoming chocolate-brown beyond the apex of the cell, and there possessing the following pale stramineous markings:—A waved fascia commencing on the costal margin a little beyond the cell, and terminating above the first median nervule, where it is outwardly followed by a small spot; beneath are six spots placed three above and three beneath the second median nervule; and near the apex there is also an indication of a pale spot. Hindwing with the outer marginal area more or less ochraceous, on which is a submarginal waved and broken dark chocolate fascia, becoming in some specimens obsolete towards the anal angle; on the inner side of this ochraceous area is an ill-defined darker apical patch or suffusion, on which are three pale ochraceous spots, two above and one beneath the discoidal nervule; there is also a similar but much fainter spot beneath the first median nervule (in one Malaccan specimen these spots are nearly obsolete); anal caudate prolongation marked with white on each side. UNDERSIDE generally as in the male, but the smaller ocellated spot on the hindwing in the male is absent, and the whitish suffusion more distinct. Considerable variation in depth of colouration is observable both above and beneath amongst male specimens." (*Distant*, l. c.)

\* *Zeuxidia luxerii*, Hübner, *Samml. Ex. Schm.* (1816-1824); id., Westwood, *Cab. Or. Ent.*, p. 40, pl. xix, fig. 5 (1843), *neurulation of forewing*. HABITAT : Java. EXPANSE : 3'1 inches. DESCRIPTION : In the *Genera of Diurnal Lepidoptera* (p. 329) Professor Westwood records the following note : "A MALE specimen of the type of this genus, *Z. luxerii* from Java, in the British Museum has the forewing marked with a very broad lilac bar, extending in a somewhat curved direction from the middle of the costa to the anal angle; the outer angle of the hindwing marked with a broad patch of lilac, and the middle of the discoidal cell with an elongate-oval patch of brown hairs; the tail of the hindwing is also considerably acuminate. The UNDERSIDE is purplish-brown, with dark clouds, and with the dark streak across both wings slightly bent towards the base of the forewing, at its junction with the costa, and the ocellus on the disc of the hindwing next the costa is very much smaller than the one towards the anal angle; the extremity of the forewing is also marked with a small pale oval patch. Dr. Boisduval possesses the FEMALE of this species, the wings of which on the UPPERSIDE are brown, darker in the middle of the forewing, beyond which is an oblique bluish-white fascia, obliterated towards the anal angle, where are three obscure fulvous spots, the hind one occupying the anal angle. The hindwing is brown, with an internally subdentate dull fulvous margin. On the UNDERSIDE it agrees with the male, but is more uniform in its colours." (*Westwood*, l. c.)

*Hindwing* with the outer margin paler, and with a distinctly paler submarginal fascia, the marginal fringe ochraceous, the broad tail at the anal angle somewhat paler, and bearing two sublunulate black spots, outwardly margined with white; these spots are placed near the apices of the first median nervule and submedian nervure. **UNDERSIDE** greyish, crossed by numerous fuscous fasciæ of varying width and hue; the first commences near the costal base of the forewing, and is continued on the hindwing, narrowing and becoming somewhat evanescent a little beyond the middle of the submedian nervure; the second crosses the cells of both wings about their centres, and terminates on the innerside of the first median nervule at about half its length; the third is short, crossing the cell, but not passing the median nervure of the forewing; the fourth is pale, with its margins darker, waved, and deflected beneath the third fascia on the forewing, passing a little beyond the second on the hindwing, and becoming confluent and terminating with that fascia beneath the median nervure; the fifth is wide and darkest, crossing both wings at the apices of the discoidal cells and terminating a little beneath the second median nervule; the sixth is widest, somewhat paler, with darker margins, outwardly sinuate and placed a little beyond the fifth; this sixth fascia is followed by three narrow fasciæ, which terminate on the abdominal margin of the hindwing, one being marginal and two submarginal, the middle one darkest and the inner one palest. The *hindwing* bears two large submarginal ocellated spots, which are ochraceous, speckled with fuscous, with white centres and black outer margins, the inner borders of which are narrowly ochraceous; the lower and larger spot has the white centre somewhat lunulate, and is followed posteriorly by a broad blackish suffusion; the upper of these spots is situated between the subcostal nervules, and the lower one between the first and second median nervules. The anal tail of the hindwing is spotted as on the upperside, and has a large central castaneous suffusion. *Body and legs* more or less concolorous with the wings. The male has four long, curved tufts of hair on each side of the terminal segments of the abdomen. A somewhat similar tuft is situated about the middle of the abdominal margin of the hindwing, on the inner side of the submedian nervure; and between the submedian nervure and first median nervule within a fold of the wing are also a few long hairs. Both of these, judging by analogous reasoning, are probably the coverings of scent-glands or pouches. **FEMALE**, larger than the male. **UPPERSIDE**, *both wings* paler, with an ochraceous discal fascia crossing both wings, widest near the costa of the forewing, and very narrow on the hindwing; the submarginal fasciæ as in the male, but concolorous with the ochraceous margins. **UNDERSIDE** as in the male, but much paler. This species varies in the depth and intensity of hue of the fuscous fasciæ on the underside." (*Distant*, l. c.)

**LARVA** cylindrical, of nearly equal thickness throughout, covered with long hairs placed in tufts on tubercles placed in rows along the body: colour pale brown, marked with a dorsal and two subdorsal longitudinal paler lines, with darker marks on each side of the dorsal line two on each segment: head dark brown, anal segment furnished with a somewhat short bifid tubercular tail. **PUPA** boat-shaped, acuminate to a long and somewhat sharp point at the head, and marked with streaks of a deeper green than the ground-colour. (Described from Horsfield and Moore's figures). Dr. Horsfield states that in Java it "feeds on the young leaves of *Coccos nucifera*, from December to April."

Several writers have noted the crepuscular habits of *A. phidippus*, and it is often found in cocoanut palm groves. We have specimens from Upper Tennasserim, and the Andaman Islands, and Dr. Anderson took a single male in the Mergui Archipelago in January, and Captain Adamson took it at Akyab in November.

---

Of the next group, in which the forewing bears a broad transverse fascia, blue in the males and yellow in the females, three species have been described from India. The first was described, but not figured, by Doubleday in 1847 as *A. amythaon*; in 1848 Westwood figured and described a species under the name of *A. amythaon*, Doubleday, but which does not at all correspond to Doubleday's original description; and in 1851 Westwood in the *Gen. D. L.* recorded some notes on *A. amythaon* which seem to refer to the species figured by him and

not to that described by Doubleday. In 1865 Dr. Felder described another species, *A. portheus*; and in 1869 Mr. A. G. Butler pointed out the differences between the *A. amythaon* as described by Doubleday, and as figured by Westwood, and gave to Westwood's figure the name of *A. westwoodii*, remarking at the same time that *A. portheus*, Felder, was probably the true *A. amythaon*, male, of Doubleday.

So far as recent experience goes, but a single species of this group is positively known to occur in Indian limits, and this species, of which we possess several specimens of both sexes, corresponds exactly with the description of *A. portheus*, Felder. We have seen no specimens of either of the other species, and we have no certain knowledge as to where specimens exist. Judging from the descriptions and figures only, the distinctions between the three species are of two kinds: (1) the sexual tufts and patches in the male; (2) the shape and extent of the transverse blue fascia of the forewing. As regards the first point, the evidence is chiefly negative and cannot be relied on; all that we can say is that for *A. amythaon*, Doubleday makes no mention whatever of any tufts or patches. Westwood says: "The internal basal portion of the hindwing is clothed with long jet black velvety scales, and there is a tuft of elongate brown hairs opposite the middle of the abdomen"; (Gen. D. L., vol. ii, p. 327), but his remarks probably apply to *A. westwoodii* and not to the true *A. amythaon*. For *A. westwoodii*, Westwood makes no special mention of the tufts in the description, while in the figure he shows the tuft below the submedian nervure greatly developed, but no discal patch of velvety scales. For *A. portheus*, Felder correctly describes the tuft and velvety patch of the known Indian species. As regards the second point, the shape and extent of the blue fascia, there appear to be sufficient differences to separate all three species, and on this we have based our key.

276. *Amathusia amythaon*, Doubleday.

*A. amythaon*, Doubleday, Ann and Mag. of Nat. Hist., vol. xix, p. 175 (1847).

HABITAT: Sylhet.

EXPANSE: 5 inches.

DESCRIPTION: "UPPERSIDE, both wings fuscous-black, darker, especially the hindwing, near the base. Forewing traversed by a broad oblique band of a beautiful light blue, with purplish reflections, commencing on the costa above opposite to the middle of the cell, and occupying in width about one-third of the costa, extending obliquely across to the submedian nervure, and terminating near the outer margin, where its upper boundary is the second discoidal nervule. UNDERSIDE, both wings pale chocolate, with lavender reflections, traversed by seven transverse lines; the first commencing on the costa of the forewing near the base, continued along the præcostal and first median nervules of the hindwing; the second continued across both wings to the origin of the second median nervule of the hindwing; the third short, just crossing the cell [of the forewing] a little beyond the middle; the fourth beyond the cell, continued nearly to the anal angle [of the hindwing]; the fifth more oblique, only reaching the first median nervule of the hindwing; the sixth arising near the apex, meeting the fourth at its termination; the seventh submarginal, common. Hindwing, slightly produced into a short round tail or palette at the anal angle, having, besides the markings already described, two ocelli composed of an oval black ring with a white pupil, the larger one near the costa between the first and second subcostal nervules; the second between the first and second median nervules at the point of junction of the fourth and sixth strigæ; the anal palette with two black dots edged with white. The cilia all white. HEAD, thorax, and abdomen brown. FEMALE paler, with the band of the forewing much narrower, not occupying any part of the cell, fulvous, marked near the outer margin with a brown waved striga. Much resembling *A. phidippus* in form, but known at once by the blue band above, and different markings of the under surface." (Doubleday, l.c.)

We have never seen this insect; no mention is made in the description of the very remarkable tufts borne by the male insect in the two following species; and it is strange that if present they should have escaped the attention of so profound an entomologist as Mr. Doubleday.

277. *Amathusia westwoodii*, Butler.

*A. amythaon*, Westwood, Cab. Or. Ent., p. 39, pl. xix, figs. 1, 2, male; 3, female (1848); *A. westwoodii*, Butler, Ent. Month. Mag., vol. vi, p. 55 (1869).

HABITAT: Sylhet.

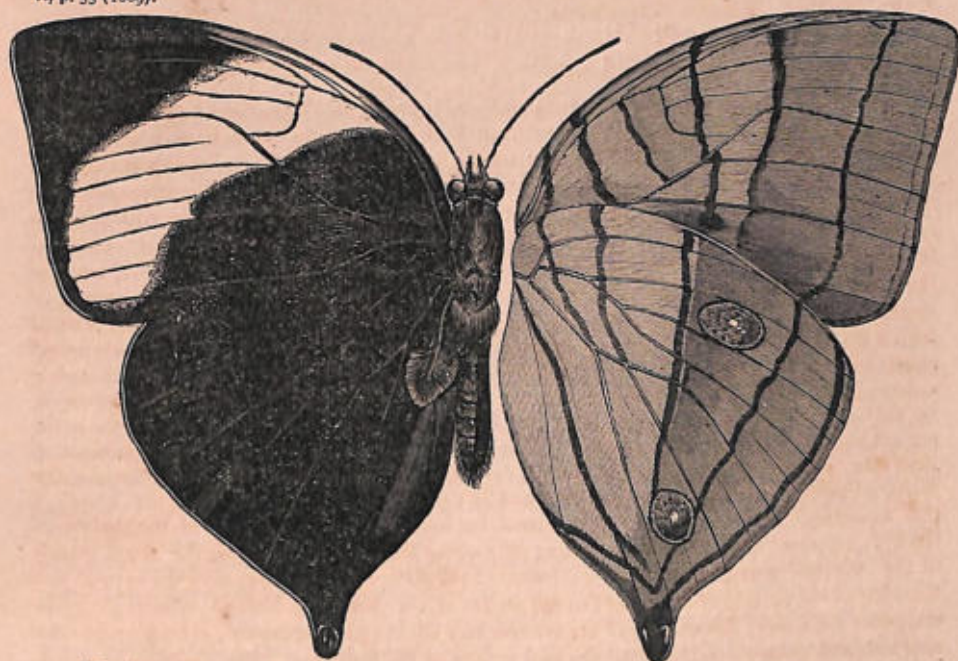
EXPANSE: ♂, 5.2; ♀, 5.5 inches.

DESCRIPTION: "UPPERSIDE fuscous. *Forewing*, with an oblique broad fascia, light blue in the male, fulvous in the female. *UNDERSIDE*, pale chocolate, with seven transverse, unequal, darker streaks. *Hindwing* with two oval ocelli, having white pupils, and the short tails with two black dots. MALE. UPPERSIDE, *both wings* blackish brown, the basal portions being the darkest; the *forewing* traversed by a broad oblique band of a beautiful light blue, with purplish reflections, commencing close to the costa, a little beyond the middle of the cell, and occupying in width about one-third of the costa, extending obliquely across to the inner [hinder] angle of the wing, terminating near the outer margin, where its upper boundary is the second branch of the median nervure. *Hindwing* with the anal margin of a delicate pale lavender grey, fringed with a very thick row of long pale brown hairs; the anal angle is produced into a rather broad short tail, in which are two small black dots. *UNDERSIDE*, *both wings* pale chocolate coloured, with lavender reflections, the *forewing* traversed by seven, and the *hindwing* by four richer brown transverse lines, the first crossing both wings near the base; the second extending from the costa across the discoidal cell of the *forewing*, and terminating near the middle of the discoidal cell of the *hindwing*; the third very slender, crossing the discoidal cell of the *forewing* beyond the middle; the fourth extending from the costa of the *forewing*, and terminating just above the inner [lower] of the ocelli of the *hindwing*; the fifth paler and more oblique, extending only across the *forewing*, crossing the third branch of the median nervure where it is angulated; the sixth extending from near the apex of the *forewing* to the outside of the inner [lower] ocellus of the *hindwing*, beyond which it again reappears for a short distance; and the seventh very slight and submarginal, extending into the anal tail, and again ascending along the anal margin of the *hindwing*. The *hindwing* is, moreover, marked with two oval ocelli, consisting of a very slender dark brown ring with a white pupil, the remaining space filled with minute irrorations, one near the costal margin, beyond the middle, the other towards the tail, which is marked as above. The *body* and *antennæ* are brown. The FEMALE differs in having the wings paler brown, with the oblique fascia of the *forewing* much narrower, commencing outside of the discoidal cell, and of a fulvous colour, marked across within the outer margin by a brown waved striga. This species nearly resembles *A. phidippus* from Java, but differs in the blue band and the markings of the underside of the wings. It also resembles [superficially] the Javanese *Zeuxidia luxerii*, but this latter species has the outer portion of the *hindwing* glossed with blue, a patch of hairs in the middle of the discoidal cell of the same wing; the underside is also quite different, and the arrangement of the nervures of the *forewing* places it in a different genus." (Westwood, l. c.)

This is Westwood's description of the insect, which he also figures under the name of *A. amythaon*, Doubleday. In 1869 Mr. A. G. Butler pointed out that it was distinct from *A. amythaon*, and proposed the name *A. westwoodii* for it with the following remarks: "The figure in the 'Oriental Entomology' represents a species with a much narrower and duller violet band on the *forewing*, leaving a large brown space at the apex; the brushes on either side of the *body* seem also to be unusually developed. There can be little doubt that this is a distinct species." (Butler, l. c.) We have never seen a specimen; the shape of the blue fascia is quite different from that of *A. portheus*; it is much widest at the costa, its outer margin is nearly straight, and it narrows backward to the hinder angle. Westwood in the Gen. D. L. in writing about *A. amythaon*, though more probably he referred to the species afterwards separated as *A. westwoodii*, says:—"The internal basal portion of the *hindwing* [in the male] is clothed with long, jet black, velvety hairs, and there is a tuft of elongate brown hairs opposite the middle of the abdomen." It is possible that the secondary sexual characters are the same in the males of all the species of this group, though Mr. Doubleday omitted to mention them as regards *A. amythaon*.

278. *Amathusia portheus*, Felder.

*A. portheus*, Felder, Reise Novara, Lep., vol. iii, p. 461, n. 780 (1865); id., Butler, Ent. Month. Mag., vol. vi, p. 55 (1869).



HABITAT : North India.

EXPANSE : ♂, 4·8 to 5·0; ♀, 5·3 inches.

DESCRIPTION : "MALE : UPPERSIDE as in *A. amythaon*, but the *forewing* with the fascia narrower towards the costa, and much wider hindward than in that species [evidently *A. westwoodii* is here referred to]. *Hindwing* with a patch of raised blackish scales filling almost the entire cell as in *Discophora*, and with similar scales below the median nervule and a tuft of brown hairs. UNDERSIDE as in *A. porthaon*\* [from Java], but with the streaks of the hindwing including the ocelli more divergent. FEMALE : UPPERSIDE as in *A. amythaon*, but the yellow fascia of the forewing less excised, not at all interrupted, the hinder end divided by a streak of the ground-colour; a yellowish spot below it between the first and second median nervules. UNDERSIDE as in the male, but with the streaks a little wider." (Felder, l. c.)

Butler remarks (l. c.) :—"Felder's Indian species is probably the true male *A. amythaon* of Doubleday." It is impossible for us to settle the point without seeing the type of the latter species, but the descriptions apparently apply to different insects.

The underside is almost exactly similar in all these species; we have one male specimen of *A. portheus* however from Sikkim which entirely lacks the upper ocellus on the underside of the hindwing. *A. portheus* is a rare insect: Captain C. T. Bingham took a few specimens of both sexes in the autumn and winter months in the Thoungyeen forests in Upper Tenasserim, and the Indian Museum, Calcutta, has specimens from Sibsagar in Assam, from Sikkim, and from Cachar taken by Mr. Wood-Mason in August.

The figure shows the upper and undersides of a male specimen in the Indian Museum, Calcutta, from Sibsagar in Upper Assam.

\* *A. porthaon*, Felder. HABITAT : JAVA. EXPANSE : not given. DESCRIPTION : "MALE : UPPERSIDE as in *A. amythaon*, but the *forewing* with the fascia pale plumbeous-blue, a little wider, but much less dilated at the costa. *Hindwing* with the internal gutter whitish, the interno-anal margin beyond the first median nervule irrorated with violet. UNDERSIDE as in *A. amythaon*, but the *forewing* with the two discal strigæ more divergent. *Hindwing* with the outer one directed to higher up the inner margin, the ocelli larger." (Felder, Reise Novara, Lep., vol. iii, p. 461, n. 779, 1867).

**Genus 36.—DISCOPHORA**, Boisduval.

*Discophora*, Boisduval, Spec. Gén., vol. i, pl. xii, fig. 3 (1836); id., Westwood, Gen. D. L., vol. ii, p. 329 (1851).

**BODY** robust, very woolly. **HEAD** rather small, woolly, with a small woolly frontal tuft [between the tips of the *palpi*]; *eyes* large, prominent, broadly oval; *palpi* compressed, directed obliquely upwards and reaching as high as the level of the top of the eyes, almost erect; basal joint hairy beneath, middle joint scaly in front, but very hairy behind, the hairs resting on the sides of the frontal tuft, terminal joint very short; *antennæ* not quite half the length of the forewing, slender, terminated by a long and gradually formed but slender club, finely carinated beneath, the seven terminal joints gradually acuminate. **THORAX** very robust and woolly; *abdomen* of moderate size. **FOREWING** large, triangular; *costa* much arched; apex acute; *outer margin* straight, oblique or slightly concave; *hinder angle* scarcely rounded; *inner margin* straight, nearly equal in length to the outer margin; *costal* nervure and first and second *subcostal* nervules anastomosing for part of their length; *upper* and *middle* disco-cellulars both very short, the *discoidal* nervules originating close together near the subcostal; *lower disco-cellular* long, but much shorter than is usual in this subfamily, concave and closing the cell considerably beyond the origin of the second median nervule; *submedian* nervure nearly straight. **HINDWING** with the *costa* slightly arched; the *outer margin* convex, sometimes angled at the extremity of the third median nervule, and slightly sinuate throughout; *discoidal cell* entirely open; *anal angle* acuminate; the *anal margin* convex and highly channelled to receive the abdomen, and straight beyond the body. **FORELEGS** of the MALE small, very hairy; those of the FEMALE rather longer, scaly, almost destitute of hairs.

“LARVA long, cylindrical, with hairy tubercles; extremity of the body armed with two small conical spines. PUPA broadly boat-shaped, simple, widest across the wing-cases; head-piece acuminate into two long points.” (*Westwood, l.c.*)

The species of *Discophora* are very closely allied, and the markings of the underside are of the same general pattern throughout the genus; they are entirely Indo-Malayan, but extend to North-East India, South India and Ceylon in the region of heavy rainfall. Nine species are recognised, of which five are included in the Indian list, the other four inhabit the islands of the Malay Archipelago. The upperside is typically brown of various shades, marked on the forewing with three series of spots on the outer half, sometimes continued on the hindwing; and the variations consist in the more or less complete obsolescence of the spots on the one hand, and in the development of a subapical fascia on the forewing on the other hand; the colour of the spots also differs in the different species. In all the species the male insect has a prominent oval patch of raised plush-like scales on the upperside of the hindwing at the lower end of the cell.

**Key to the Indian species of *Discophora*.**

- A. Males, upperside brown, with deep indigo-blue reflections, the spots ochreous. Females brown, with a broad subapical fulvous fascia on the forewing.
- a. Males, forewing with the submarginal series of spots usually complete, sometimes obsolescent, the discal and median series obsolete, except near the costa.
- a<sup>1</sup>. All the spots small and well separated.
279. *D. CELINDE*, N.-E. India, Burma, Andaman Isles, Malay Peninsula, Java, Borneo.
- a<sup>2</sup>. The spots of the discal and median series near the costa large and tending to coalesce into a subapical bar.
280. *D. NICHU*, Tenasserim, Java.
- B. Male, upperside purplish brown, forewing with the spots large bluish-white, three (sometimes four) in number, the uppermost in the median, the rest in the discal series, but all arranged in a curved series beyond the cell. Female, forewing with the three series of spots large bluish-white, the uppermost of the median and discal series merged in a broad whitish fascia.
281. *D. LEPIDA*, S. India, Ceylon.

C. Male, with the upperside pure velvety brown, with three series of small spots, usually all bluish-white, sometimes irregularly tinged with fulvous; female with three series of large spots, white, the inner tinged with blue.

282. *D. TULLIA*, N.-E. India, Burma, Upper Tenasserim.

D. Male, with the upperside pure velvety brown unspotted. Female with three series of large spots, the median bluish-white, the discal fulvous below, bluish above, the outer pure fulvous.


283. *D. ZAL*, Burma, Malay Peninsula.

In all the males the hindwing is unmarked or with barely a trace of obsolete spots. In the females of *D. celinde* and *D. necko* there are more or less obsolete traces of fulvous lunular spots; in those of *D. lepida* there are three series of prominent fulvous lunules or marks, and in those of *D. tullia* and *D. zal* there are three complete series of fulvous spots in continuation of those of the forewing.

The habits of *D. tullia* and *D. celinde* very much resemble those of the species of the genus *Melanitis*. In Calcutta Mr. de Nicéville has found the former not uncommonly throughout the year under bamboo clumps and bushes amongst dry leaves, starting up when disturbed, flying a short distance, and then settling again amongst the leaves; they not unfrequently enter houses. In Sikkim, at low elevations, he found males of *D. celinde* commonly sucking up moisture from damp spots with their wings folded: when disturbed they fly off into the jungle. The rich indigo blue of the upperside of the male of this species when fresh makes it a very handsome insect on the wing.

#### 279. *Discophora celinde*, Stoll.

*Papilio celinde*, Stoll, Suppl. Cramer, Pap. Ex., pl. xxxvii, figs. i, iA (1790), male; *P. menetho*, Fabricius, Ent. Syst., vol. iii, pt. i, p. 83, n. 260 (1793); id., Donovan, Ins. India, pl. xxx, fig. 1 (1800); *P. aristides*, Fabricius, Ent. Syst., vol. iii, pt. i, p. 86, n. 268 (1793); *Morpho celinde*, Godart, Enc. Méth., vol. ix, p. 446, n. 18 (1819); *M. menetho*, idem, id., n. 20 (1819); *Discophora celinde*, Herrich-Schäffer, Ex. Schmett., figs. 5, 6 (1850), male; id., Distant, Rhop. Malay., p. 75, pl. v, figs. 10, male; 11, female (1882).



HABITAT: North-East India, Burma, Andaman Isles, Malayana.

EXPANSE: ♂, 3·4 to 3·8; ♀, 4·0 to 4·5 inches.

DESCRIPTION: MALE: UPPERSIDE dark olivaceous, with deep indigo-blue reflections. Forewing with a linear discal spot below the first discoidal nervule (in the median series), another beyond it below the second discoidal nervule (in the discal series), and a submarginal series of five spots, all ochraceous. Hindwing, with the usual patch of raised plush-like scales. UNDERSIDE reddish ochraceous, with dark brown transverse striæ, most numerous on the outer half, a dark brown median fascia across the middle of both wings, and two submarginal lunulate lines, the outer indistinct; the ground-colour between the two irrorated with

whitish on the forewing and near the anal angle of the hindwing; the colour between these and the median fascia suffused with brown in the middle, forming a broad indistinct transverse band: a subbasal highly irregular dark zigzag line crossing the middle of the cell on both wings, within which are on the forewing three dark spots in a row across the cell, and on the hindwing two dark dots below the cell; between it and the median fascia the dark brown striæ are longer and more pronounced. *Hindwing*, with two ocelli just beyond the median fascia, one between the subcostal nervules, the other smaller between the lower median nervules, reddish brown, with diffused white pupil, narrow yellowish and black rings, and a yellowish outer lunule along the inner edge. FEMALE: UPPERSIDE vinaceous brown, lacking the bluish reflections and darkest on the outer half, where it is suffused with fuscous, especially about the apex of the forewing. *Forewing* with a broad fulvous fascia from the middle of the costa beyond the cell to near the outer margin between the third median nervule and submedian nervule, divided at its outer end by a submarginal, highly lunulate dark line into three submarginal lunulate patches. *Hindwing*, with a more or less prominent continuation of the dark lunulate submarginal line inwardly defined with fulvous lunules, sometimes reduced to a row of small fulvous submarginal spots, the outer margin of both wings tinged with fulvous. No discal patch of raised scales on the hindwing. UNDERSIDE, as in the male but much paler, and the dark markings ill-defined; the brown striæ pale, but almost uniformly distributed, especially on the basal half.

The ochreous spots on the forewing of the MALE are not constant; in a specimen from the South Andamans all of them are obsolete, except the linear one between the discoidal nervules; in many specimens from Sikkim and some from Malacca there are two spots in the discal series, and in most specimens from Malacca there are three; the constant spot being in all cases the lowest of the series. The markings of the FEMALE also vary to a certain degree; the form above described, in which the outer end of the fulvous fascia is divided by a lunulate dark line into three submarginal spots is the common form in Sikkim; in a specimen from the Andaman Islands the dark line is obsolete at its upper end, and in the form figured by Mr. Distant from Malacca the line is altogether absent, the fulvous fascia extending uninterruptedly to near the outer margin. There are also traces of the median series of spots below the fascia; generally a single spot on the forewing, sometimes two or more on the hindwing.

*D. celinde* has rather a wide range; it is recorded from Nepal in the British Museum. In Sikkim it is not uncommon; the Indian Museum, Calcutta, has specimens from Sibsagar in Upper Assam, but we have as yet no record of its occurrence between Assam and Tenasserim; in Upper Tenasserim it appears to be more closely allied to *D. necho*, Felder, from Java, and was identified as such by Mr. Moore from Limborg's specimens; the only specimen, a male, sent by Captain C. T. Bingham is apparently intermediate between the forms *celinde* and *necho*, and is referred to below under the latter name; in the Malay peninsula it is common, but the Malayan race appears to be nearly as distinct from the typical Sikkim race as *D. necho* is; and those from the Andamans are again separable as an insular race from the obsolete character of the fulvous markings in the male. Dr. Anderson took a single male in the Mergui Archipelago in March. It is of the *necho* type, but the spots are smaller than in our specimen of this species from Upper Tenasserim, and it is an even more decided connecting link between *D. celinde* and *D. necho*.

The figure shows the uppersides of a male and a female both from Sikkim in the Indian Museum, Calcutta.

#### 280. *Discophora necho*, Felder.

*Discophora necho*, Felder, Reise Novara, Lep., vol. iii. p. 462, n. 782 (1867); id., Moore, Proc. Zool. Soc. Lond., 1878, p. 827; *Morpho*? *celinde*, Horsfield, Cat. Lep. E. I. C., pl. vi, fig. 6, female; pl. vii, fig. 11, larva; 11a, pupa; 11b-h, structure of imago (1829).

HABITAT: Upper Tenasserim, Java.

EXPANSE: ♂, 4.0; ♀, 4.2 inches.

DESCRIPTION: "MALE: UPPERSIDE paler than in *D. celinde*. *Forewing* with an oblique abbreviated fascia immediately beyond the middle, deeply and angulately cut through between

the median nervules, and outwardly above below the lower discoidal nervule, and three outer lunular spots closely approximating to it, whitish. *Hindwing* with the velvety patch broader than in *D. celinde*. **UNDERSIDE** as in *D. celinde*, but the *forewing* with the discal striga arched and slightly drawn back, and the powdery whitish border streak very macular and slightly arched. *Hindwing* with the discal striga more directed inwardly at the hinder end, the upper ocellus much smaller, the lower minute, the whitish border spots evanescent. **FEMALE**: **UPPERSIDE** as in *D. celinde*, but the *forewing* with the fascia rather broad, extending a little beyond the first median nervule immediately beyond the cell, and three outer spots, large, adherent, pale ochraceous. *Hindwing* with spots almost all as in *D. celinde*, but more obscure, much smaller, and more obsolete. **UNDERSIDE** as in the male, but very pale, the strigæ scarcely visible. Larger than *D. celinde*. (Felder, l. c.)

**LARVA** cylindrical, slightly tapering at each end, pale purplish brown; with a dorsal whitish line marked on each side on each segment with a black dash, a lateral darker line defined on both sides with still darker brown. On either side of this line is a series of tubercles one on each segment furnished with long pale brown hairs. The lower portion of the insect bearing the legs paler brown than the rest of the body, this pale portion sharply defined; the anal segment furnished with a bifid tubercular process. **PUPA** boat-shaped, reddish-brown, streaked with darker brown, tapering to a point at either end. (Described from Horsfield's figures).

The single male specimen we have received from Upper Tenasserim has the submarginal series of spots on the forewing larger, the constant spot of the discal series much larger and another below it, the spot of the median series also much larger, with a short streak above and a spot below, all paler ochraceous than in *D. celinde*, but not whitish; the five last mentioned spots are almost coalescent into a subapical fascia, and the specimen is clearly intermediate between *D. necho* and *D. celinde*; on the underside the lower ocellus of the hindwing is obsolete, but has a prominent white pupil; it is a good deal larger than our largest male specimen of *D. celinde*. It was taken by Captain C. I. Bingham, at Houndraw, on the 18th December. Limborg's specimens, which came from the same locality, were identified by Mr. Moore as *D. necho*.

#### 281. *Discophora lepida*, Moore.

*Enispe lepida*, Moore, Horsfield and Moore, Cat. Lep. E. I. C., vol. i, p. 213, n. 435 (1857); *Discophora lepida*, id., Lep. Ceylon, p. 36, pl. xviii, figs. 1, male; 2a, 2b, female (1880).

**HABITAT**: Hills of South India, Ceylon.

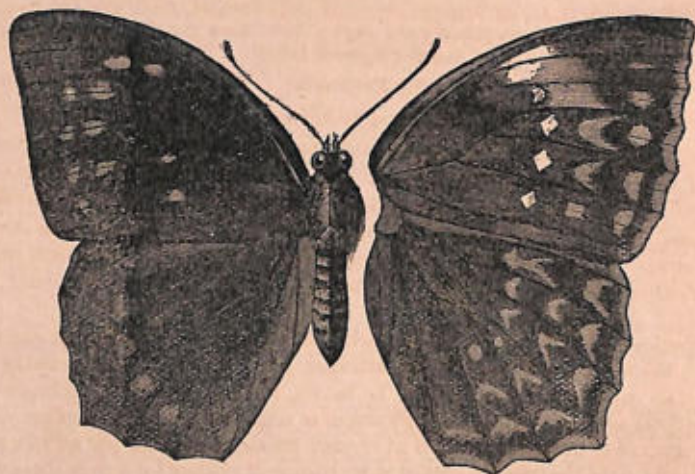
**EXPANSE**: ♂, 3.6 to 4.3; ♀, 4.0 inches.

**DESCRIPTION**: **MALE**: **UPPERSIDE**, velvety brown, slightly purplish, darkest in the middle, paler at the base and outer margin of *both wings*. *Forewing* with an oblique band beyond the cell of three coalescent bluish-white spots, sometimes a fourth separate below, and some faint marginal dots near the hinder angle. *Hindwing* unmarked, except for the oval patch of plush-like scales on the disc, though sometimes with a discal and submarginal series of obscure ochreous spots. **UNDERSIDE** almost exactly as in *D. celinde*, but darker and the dark markings less distinct. **FEMALE** paler brown. *Forewing* with a bluish-white band from the costa beyond the cell to the third median nervule, below which are three series of three bluish-white spots, the first marginal linear, the second submarginal lunulate, the third discal irregular. *Hindwing* paler brown, with three series of fulvous spots in continuation of the series on the forewing, the first reaching the anal angle, the second reaching the first median nervule, and the third only extending to the end of the cell; outer margin of both wings fulvous, divided by a brown line. **UNDERSIDE** pale ochreous, indistinctly covered with numerous slender brown strigæ; other markings as in the male, but less distinct.

*D. lepida* is found in Ceylon and in the hills of South India. We have as yet only received it from Travancore, where both sexes have been taken by Mr. H. S. Fergusson in the Ashambo Hills; it is a rare butterfly everywhere. In Ceylon it has been "taken in forest land near Galle in July; very rare." (Hutchison.) Mr. Moore in his 'Lepidoptera of Ceylon' includes this genus among the *Nymphalinae*.

282. *Discophora tullia*, Cramer.

*Papilio tullia*, Cramer, Pap. Ex., vol. i, pl. lxxxi, figs. A, B (1775), female; *Morpho tullia*, Godart, Enc. Méth., vol. ix, p. 446, n. 19 (1819); *Discophora tullia*, Moore, Horsfield and Moore, Cat. Lep. E. I. C., vol. 1, p. 212, n. 431, pl. xii, figs. 15, larva; 15a, pupa (1857).



HABITAT: North-East India, Burma.

EXPANSE: ♂, 3·3 to 3·8; ♀, 3·5 to 3·9 inches.

DESCRIPTION: MALE: UPPERSIDE velvety fuliginous brown. Forewing with three nearly complete series of bluish, fulvous, or white spots, one submarginal, one near to it discal, and one more remote median. Hindwing with the usual patch of plush-like scales, two obsolete submarginal series of ochraceous spots. UNDERSIDE paler than in *D. celinde*, but more uniform in tone, the dark markings not so prominent. FEMALE paler brown, sometimes with a fulvous tinge. Forewing with the three series of spots larger, white, the discal ones only irrorated with bluish, the median and discal spots between the discoidal nervules coalesced. Hindwing with three corresponding series of bright fulvous spots, and a series of indistinct fulvous spots on the outer margin. UNDERSIDE as in the male, but much paler and duller in colour.

LARVA brown, thickly covered with brown hairs, with a paler dorsal line, and a dark brown spot on each side of it on each segment; the first three segments with a yellow ring. "Feeds on *Bambusa*." (l. c.) PUPA pale brown, smooth, boat-shaped, tapering to a fine point at the head. (Described from Moore's figures.)

*D. tullia* is commoner than *D. celinde*, and has been taken in more localities, but the geographical range is the same within Indian limits, excepting that *D. tullia* is known to occur in the plains of Bengal as far south as Calcutta at all events. In the MALE the blue spots on the forewing are generally small, sometimes partially obsolete; all three series are usually clearly traceable; in some specimens the submarginal series is obsolete, in others the median series has disappeared, with the exception of the spot between the discoidal nervules. In the Malay race figured by Mr. Distant in his *Rhopalocera Malayana* all three series have disappeared, and the upperside is unspotted, but this latter is probably the male of the next species, *D. sal*. The FEMALE varies much in tone, and in some all three series of spots on the forewing are white as in Cramer's type figure without any trace of bluish irrorations. *D. tullia* is common in Sikkim and in Tenasserim from September to April. In the neighbourhood of Calcutta Mr. de Nicéville has taken it throughout the year. They rest under the shade of large trees among the dead leaves on the ground, taking short flights when disturbed, and are easily captured. Mr. Wood-Mason took it commonly in Cachar from May to August; and there are specimens in the Indian Museum, Calcutta, from Sibsagar, and Sylhet.

The figure shows the upperside of both male and female, and is taken from specimens from Sibsagar in the Indian Museum, Calcutta.

283. *Discophora zal*, Westwood.

*D. zal*, Westwood, Gen. D. L., vol. ii, p. 331, n. 5 (1851), note; idem, id., Trans. Ent. Soc. Lond., new series, vol. iv, p. 188, pl. xxi, figs. 5, 6 (1856), female; id., Moore, Proc. Zool. Soc. Lond., 1878, p. 326; *D. tullia*, Distant, Rhop. Malay., p. 74, pl. vii, figs. 8, male; ♀, female (1882).

HABITAT: Pegu, Tenasserim, Malay Peninsula.

EXPANSE: ♂, 2·8 to 3·3; ♀, 3·55 to 4·10 inches.

DESCRIPTION: FEMALE: "Forewing with the apex subfalcate. Hindwing angulated in the middle of the outer margin and at the anal angle. UPPERSIDE fulvous. Forewing with the costa pale, and with the outer half fuscous, bearing a triple series of spots; the inner series white, the rest fulvous. Hindwing fulvous, with a triple series of fuscous lunules and a cloudy fuscous submarginal line. UNDERSIDE whitish-yellow, with a narrow line and spots near the base fuscous, an obscure not very distinct median fascia, and two small ocelli placed beyond the middle."

"This species is remarkable for the somewhat falcate form of the forewing, and the angulated hindwing; the white colour also of the innermost row of spots on the forewing is characteristic. In this wing the ground-colour is brown, the spots being pale coloured, but in the hindwing the spots are so much increased in size as to constitute the ground-colour of the wing, reducing the separating dark parts to rows of obscure lunules. The oblique nervule which closes the discoidal cell [in the forewing] is curved at its base, and marked by a dark brown spot, with a dark dot beneath it. There is also a corresponding dark dot on the discoidal cell of the hindwing, which is not closed by a disco-cellular transverse nervule. The very pale buff colour of the underside of the wings, with the markings nearly obsolete, is also very characteristic." (Westwood, l. c. in Trans. Ent. Soc. Lond.) Expanse of Westwood's figure, 3·85 inches.

The above description evidently refers to a FEMALE specimen, and the male has not as yet been discriminated. The fulvous colour of the two outer rows of spots on the forewing renders it notably distinct from the female of *D. tullia* independently of other minor differences. We have a female specimen from Rangoon which answers exactly to the description of *D. zal*, except that the basal half of the upperside is fulvous brown rather than fulvous, and bears an incomplete but prominent fourth series of spots (shewn in Westwood's figure), the median series is pure white, and the two upper discal spots are tinted bluish-white; all the rest are pure fulvous: and Limborg took others in Upper Tenasserim, but among all the numerous males that we have received from Tenasserim none are separable from *D. tullia*. From Mr. Distant's figure and description the females in the Malay Peninsula are all of the *D. zal* type, but differing as in the Rangoon specimen noted above only more prominently; the basal area is more decidedly brown, and the upper three spots of the discal series are tinted with blue; the fourth series of spots is, however, only represented by a spot in the cell of the forewing and one beyond it; and they are clearly the *D. zal* of Westwood. The MALE of the Malayan race, as described and figured by Mr. Distant, differs from *D. tullia* in having the upper surface entirely unspotted, all three series of spots being obsolete; and the conclusion we come to is that *D. zal* is a well defined local race of *D. tullia*.

Genus 37.—ENISPE, Westwood.

*Enispe*, Westwood, Gen. D. L., vol. ii, p. 292 (1850); idem, id., p. 330 (1851).

BODY robust, woolly. FOREWING with three branches only to the subcostal nervure, the second branch being obliterated, the first anastomosing with the costal nervure. HINDWING with the outer margin evenly convex, not angled at the tip of the third median nervule. MALE without the discal patch of raised plush-like scales, but having the discoidal cell and the fold below the median nervure clothed with long hairs; otherwise not differing from *Discophora*. FORELEGS in both sexes slightly longer than in *Discophora*, those of the FEMALE more distinctly hairy, but not nearly so hairy as in the male. Transformations unknown.

The genus *Enispe* comprises as yet only two species, both of which inhabit the north-eastern corner of India not extending to the Malay peninsula. The typical species has the wings bright orange-red, with several series of blackish markings; but the other species has very much the colouring of a *Discophora*. Little or nothing is known of their habits, which are probably similar to those of the closely-allied *Discophoras*.

#### Key to the species of *Enispe*.

A. Forewing with the outer margin straight and the apex acute; hindwing with the outer margin regularly convex, and the anal angle acute.

a. Both sexes bright orange with black markings.


284. *E. EUTHYMIUS*, N.-E. India, Tenasserim.

b. Both sexes brown, with a lilac band and spots on the forewing; female with ochreous yellow spots on both wings.

285. *E. CYCNEUS*, N.-E. India.

284. *Enispe euthymius*, Doubleday.

*Adolias euthymius*, Doubleday, Ann. and Mag. of Nat. Hist., vol. xvi, p. 179 (1845); *Enispe euthymius* Doubleday, Hewitson, Gen. D. L., vol. ii, p. 292, pl. xl, fig. 2 (1850), male.



HABITAT: Sikkim, Naga and Khasi Hills, Assam, Cachar, Upper Tenasserim.

EXPANSE: 3'4 to 3'9 inches.

DESCRIPTION: "MALE: UPPERSIDE, both wings bright orange-red. Forewing with a large [fuscous] spot on the disco-cellular nervules, followed by two small ill-defined ones on [either side of] the lower discoidal nervule; the outer margin broadly fuscous black, with faint indications of four or five reddish lunules; this black border dilated towards the apex, much dentate internally, preceded by a broad zigzag [fuscous] striga, commencing near the anterior and extending nearly to the inner margin; the median nervules each with a round fuscous spot before their middle [and similar spots on the discoidal nervules completing the series]. Hindwing clothed at the base with long hairs; a discoidal spot, two lunulated bands, and the outer margin slightly fuscous. UNDERSIDE paler. Both wings marked at the base with some indistinct fuscous spots, beyond which is an undulating striga crossing the middle of the discoidal cell of the forewing, and reaching the inner margin of the hindwing near the middle. Beyond this is a less curved band commencing on the costa beyond the middle and reaching nearly to the anal angle, followed by a space rather paler than the rest of the

wing. Beyond the middle are four black dots [on the hindwing], the first and fourth largest, the latter pupilled with white [these dots are sometimes obsolete]. Faint indications of the bands above are visible below. HEAD rufous. *Antennæ* brown, darker towards the apex. *Palpi* red. *Thorax* and *abdomen* brick-red." (*Doubleday*, l. c.) FEMALE similar to the male, but with the fuscous marks more defined and extended. *Forewing* with the reddish marginal lunules prominent and dividing the fuscous margin as on the hindwing. *Hindwing* with a discal series of fuscous lunules in continuation of the macular series on the forewing; *both wings* with a prominent fuscous median line, corresponding with the median band of the underside, thus making five complete series of dusky markings on both wings in addition to the patch at the end of the cell of the forewing. UNDERSIDE as in the male.

The markings of the male insect vary, approximating more or less from the form described above to the markings of the female. The tone of the ground-colour also varies a good deal, a male specimen taken by Mr. Wood-Mason on *Nemotha* in Cachar in September being of a far deeper and richer orange-red than any other specimens we have seen.

*E. euthymius* is found in the mountains to the north and east of Bengal, extending southward as far as Tenasserim. It is not uncommon in Sikkim; the Indian Museum, Calcutta, has specimens from the Naga Hills; it was not met with by Limborg, but Captain C. T. Bingham has taken it in the lower Thoungyeen forests in Upper Tenasserim in March and April.

The figure shows the upper and undersides of a male specimen from Sikkim in the Indian Museum, Calcutta.

#### 285. *Enispe cycnus*, Westwood.

*E. cycnus*, Westwood, Gen. D. L., vol. ii, p. 330 (1851), note; id., Moore, Horsfield and Moore, Cat. Lep. E. I. C., vol. i. p. 212, n. 434 (1857).

HABITAT: Sikkim, Upper Assam, Sylhet.

EXPANSE: ♂, 3'12; ♀, 3'62 to 4'00 inches.

DESCRIPTION: "MALE: UPPERSIDE blackish-brown; base and exterior margins paler. *Forewing* with an oblique band from the middle of the anterior margin terminating in a transverse series of lunular spots, and a parallel outer row of four quadrate spots, lilac-white. *Hindwing* with very indistinct marginal and submarginal pale spots. UNDERSIDE with a transverse brown dentate band from middle of costal margin to anal angle [outwardly distinctly and inwardly indistinctly edged with a darker line]; the base of the wings orange-yellow, with narrow irregular transverse markings [arranged as in *E. euthymius*, but much more prominent]; exterior half of wings light brown [darkest inwardly], with [three] indistinct transverse [lunular] lines. *Hindwing* with a small anterior black dot and a posterior white dot. FEMALE: UPPERSIDE: *Forewing* with the base obliquely dull chocolate-brown, the rest brownish-black; the lilac white oblique band and spots as in male, but larger, with two inner rows and terminal spots ochreous-yellow. *Hindwing* with the basal half to abdominal angle dull chocolate-brown, with a marginal, submarginal, an inner third and a short fourth row of ochreous-yellow spots, the spaces between blackish. UNDERSIDE yellow throughout, with a slight greenish tinge; transverse dentate band and markings as in male." (*Moore*, l. c.) The discal band and markings of the basal area are very prominent, those on the outer half obsolete.

*E. cycnus* is a rare and very interesting species; the MALE has the colouring of a *Discophora*, and it has the hairy clothing of the *hindwing* far more extended than in *E. euthymius*, the long hairs covering the whole discoidal cell and as far beyond as the curve in the third median nervule. The FEMALE also has the *forewing* marked as in *Discophora* and the *hindwing* as in *Enispe*, and on the whole most nearly resembling the same sex of *D. lepida*, but in structure it is a true *Enispe*. The type specimen was received from Sylhet; the Indian Museum, Calcutta, has a male specimen from Sibsagar in Upper Assam; another with no record of locality, and a female from Sikkim. We know of no other specimens in collections in this country.

## Genus 33.—ÆMONA, Hewitson. (FRONTISPIECE.)

*Æmona*, Hewitson, Ex. Butt., vol. iv, pl. *Zeuxidia* and *Æmona* (1863); *Æmona*, Wood-Mason, Journ. A. S. B., vol. xlix, pt. ii, p. 175 (1880).

"HEAD small. *Antennæ* rather short. FOREWING acutely pointed and produced, or sharply angulated, at the apex; its inner margin straight in both sexes, not being lobed at the base in the male as it is in *Clerome* and less distinctly in *Thaumantis*; the costal nervure reaching to the end of the fifth seventh of the length of the anterior margin; the subcostal four-branched, the first branch given off just before the end of the cell, and, after running free for nearly the same distance beyond that point as it originates before it, completely coalescing with the costal, but again becoming free just before this last named nervure turns off to the anterior margin; the three remaining branches free. HINDWING more elongated than, and not quite so rounded as, in *Clerome*; without the pencil of erectile setæ which, in the males of *Thaumantis*, arises from the wing-membrane of the discoidal cell close to the subcostal nervure, and lies obliquely across a patch of elevated and crowded scales on the other side of this nervure, the male scent-fans, if such are really present in this genus, being situated in a different part of the wing, *vis.*, in the anal region, where a line of setæ running along the anterior side of the submedian nervure ends in a curled whisk which, when at rest, lies in a slight groove or fold of the wing-membrane. In the form of the hindwing and in the position of the male scent-fans *Æmona* agrees best with *Xanthotania*, and in its pointed forewing with *Zeuxidia*, *Enispe*, and *Discophora*, but it differs from these and from all the other Indian genera of *Morphinæ* in the relations of the costal and subcostal nervures to one another, and in other respects." (*Wood-Mason*, l. c.)

The genus *Æmona* is confined to the north-east corner of India extending into Upper Tenasserim. It contains three species only; they are "plain and delicate butterflies of a pale fulvous colour, inconspicuously or obsoletely ocellated on the underside." (*Wood-Mason*, l. c., p. 176). *Æ. lena* is a very distinct species; *Æ. amathusia* and *Æ. pealii* are very closely allied, differing chiefly in the apex of the forewing, which in the former species is sharply produced; in the latter more rounded. Nothing is known of the habits of any of the species, and all of them are very rare. We have not seen a female specimen of any of the species.

Key to the species of *Æmona*.

- A. Forewing produced and pointed at the apex, with its outer margin concave-sinuous.  
 a. Forewing marked with a series of five pale lanceolate blotches on the upperside.  
 286. *Æ. LENA*, Upper Tenasserim.  
 ð. Forewing with no pale blotches on the upperside.  
 287. *Æ. AMATHUSIA*, Northern India, Naga Hills.
- B. Forewing sharply angulated at the apex, with its outer margin convex.  
 a. Upperside marked almost exactly as in *Æ. amathusia*.  
 288. *Æ. PEALII*, Upper Assam.

286. *Æmona lena*, Atkinson.

*Æ. lena*, Atkinson, Proc. Zool. Soc. Lond., 1871, p. 215, pl. xii, fig. 1, male; id., Moore, Anderson's Researches, vol. i, p. 924, vol. ii, pl. lxxxii, fig. 1 (1878); id., Wood-Mason, Journ. A. S. B., vol. xlix, pt. ii, p. 177, n. 2 (1880).

HABITAT: Upper Tenasserim.

EXPANSE: ♂, 3.25 inches.

DESCRIPTION: MALE: "UPPERSIDE: Forewing pale brownish grey, crossed by a dark brown band, interrupted by the nervures from before the apex to near the posterior margin at two-thirds of its length from the base; beyond the band darker, with a slightly marked and incomplete submarginal line, before which is a series of five pale lanceolate blotches between the nervules directed towards the outer margin. All the nervures tinged with yellow, and more or less dark-bordered. Hindwing: Anterior portion from base to outer margin pale, posterior portion bright yellow, crossed by a submarginal series of three dark-bordered white blotches, and a fourth fainter blotch between the nervures, forming a short interrupted band from near the apex to the second median nervule. The submedian nervure fringed from its

origin to near its extremity with long yellowish hairs, longest and most conspicuous towards its extremity. **UNDERSIDE**: *Both wings* crossed by a dark ferruginous band with sharply defined outer edge from the costa of the forewing near the apex to near the extremity of the submedian nervure of the hindwing, and having a faintly traced submarginal line, before which is a series of blind white-centred ocelli. The cell of the forewing crossed near its middle by a curved ferruginous band. *Hindwing* crossed by a ferruginous band near the base. *Antennæ* ferruginous; *palpi* and *legs* tawny yellow." (Atkinson, l. c.)

"Atkinson does not give the sex of the specimen described and figured by him, but, as the two specimens in the Indian Museum obtained at the same time are males and agree perfectly in size and markings with his figure, he may be presumed to have described a male. In a specimen of the male recently received from the Upper Thoungyen forests, British Burmah, by Major G. F. L. Marshall, [where it was taken in April], the three white spots on the anterior half of the hindwing are larger, forming a band divided by the veins." (Wood-Mason, l. c.)

This species was also taken by Limborg in Upper Tenasserim at Moolai, 3,000 to 6,000 feet elevation.

287. *Æmona amathusia*, Hewitson. (FRONTISPIECE, FIGS. 2, 2a ♂.)

*Clerome amathusia*, Hewitson, Trans. Ent. Soc. Lond., third series, vol. v, p. 566 (1867); *Æmona amathusia*, id., Ex. Butt., vol. iv, pl. *Zeuxidia* and *Æmona*, figs. 3, 4 (1868), *female*; id., Wood-Mason, Journ. A. S. B., vol. xlix, pt. ii, p. 176, n. 1, pl. vi, figs. 2, 2a (1880), *male*.

**HABITAT**: Northern India, Naga Hills.

**EXPANSE**: ♂, 2.9; ♀, 3.2 inches.

**DESCRIPTION**: "**FEMALE**: **UPPERSIDE** rufous-brown, the bands of the underside seen through. *Forewing* crossed beyond the middle by a band of orange-yellow: the apex dark brown. *Hindwing* with some arcuate spots near the apex. **UNDERSIDE** rufous, tinted with darker colour. *Both wings* crossed at the middle by a common rufous-brown band: both with a band of minute rufous ocelli, some of which are pupilled with white: both with a submarginal rufous band. *Forewing* with a pale rufous band near the base, and a spot of the same colour at the end of the cell. *Hindwing* with a dark rufous band near the base." (Hewitson, l. c.) "**MALE**: Lighter-coloured than the female. **UPPERSIDE** pale fulvous, the strigæ or bands of the underside showing through. *Forewing* darker at the base and at the tip, between which darker parts the colour is very pale yellowish-fulvous. *Hindwing* of the same shade as the base of the forewing to within a short distance of the margin, whence it is paler, and with an indistinct submarginal series of arcuate marks extending from the apical to the anal angle. **UNDERSIDE** uniform pale fulvous; the strigæ as in the female; the ocelli (one, the second and largest, perfect, the remaining five rudimentary) of the *hindwing* also as in the female, but in the *forewing* only the one between the first and second median nervules and faint traces of that between the first median nervule and the submedian nervure are present; the thin submarginal brown line more obviously engrailed than in the female." (Wood-Mason, l. c.)

The male specimen described above is unique in the collection of the Indian Museum, Calcutta.

288. *Æmona pealii*, Wood-Mason. (FRONTISPIECE, FIGS. 3, 3a ♂.)

*Æ. pealii*, Wood-Mason, Journ. A. S. B., vol. xlix, pt. ii, p. 177, n. 3, pl. vi, figs. 3, 3a (1880), *male*.

**HABITAT**: Sibsagar, Upper Assam.

**EXPANSE**: 2.8 inches.

**DESCRIPTION**: "**MALE**: Closely allied to *Æ. amathusia*. **UPPERSIDE** coloured and marked in the same manner, but with the ocelli as well as the strigæ of the underside showing through. *Forewing* with the apex angulated, but not produced, the outer margin arched instead of concave-sinuuous, and the inner angle not so broadly rounded. *Hindwing* darker-coloured and also paling towards the outer margin, but with the submarginal series of arcuate marks smaller and less distinct. **UNDERSIDE** coloured and marked in much the same manner, but with more perfectly formed and more numerous ocelli; the forewing having three (the first between the submedian nervure and the first median nervule, the second the largest and best defined) perfect ocelli and two or three rudimentary ones following them, and the hind-

wing, one rudimentary (close to the submedian nervure) and six (the first in the same interspace with the rudimentary one, and the second the largest of all) perfect ones; each ocellus dark brown encircled by a very fine line of the colour of the strigæ and pupilled with iridescent silvery-white; the thin submarginal brown line rather more deeply engrailed." (*Wood-Mason*, l. c.) The FEMALE is unknown.

There are two male specimens of this species, including the type, in the Indian Museum, Calcutta.

### Genus 39.—THAUMANTIS, Hübner.

*Thaumantis*, Hübner, Samml. Ex. Schmett. (1816-1824); id., Westwood, Gen. D. L., vol. ii, p. 335 (1851), in part; idem, id., Trans. Ent. Soc. Lond., new series, vol. iv, p. 170 (1856), *Monograph*.

BODY somewhat robust, hairy. HEAD large, hairy, with a small frontal tuft. Eyes large, prominent, naked; palpi slender, compressed, nearly erect, scarcely rising above the level of the eyes, densely clothed in front with short scaly appressed hairs, a tuft of longer hairs at the back of the middle joint against the face, terminal joint short, slender. WINGS large, rounded, ample. FOREWING with the apex more or less rounded, the hinder angle much rounded; subcostal nervure with four branches, the first anastomosing with the costal nervure for part of its length, the second anastomosing with the first, the third and fourth free; upper and middle disco-cellular nervules short, the middle usually longer than the upper; the lower disco-cellular long, feebly concave or nearly straight. HINDWING with the costa, apex, outer margin and anal angle all rounded; the third median nervule much bent and approximating closely at the bend to the discoidal nervule. The internal nervure long, nearly straight. FORELEGS of the MALE slender and very slightly hairy; of the FEMALE much longer, more slender, scaly, and somewhat truncate at tip.

The genus *Thaumantis* contains some of the most beautiful and largest Butterflies of the Eastern world; in the size of its wings it is exceeded by the allied genus *Stichopthalma* and by the *Amathusias* of the *portheus* group, but in brilliancy of colouring it is surpassed by neither.

Only seven species are known, all from the Indo-Malayan region. Even as restricted by the exclusion of *Stichopthalma* (which some authors still unite with it) the genus presents two distinct groups, differing both in style of colour and in structural features.

### Key to the Indian species of *Thaumantis*.

- A. Wings black, with brilliant metallic purple reflections; the forewing with the apex much rounded; males with a distinct tuft of erectile hairs on the hindwing along the subcostal nervure, the rest of the base of the wing scarcely hairy.
- a. The brilliant metallic purple reflections confined on the forewing to a broad curved band.  
289. *T. DIORES*, N.-E. India.
  - b. The brilliant metallic purple reflections much spread inwardly, and occupying on the forewing nearly the entire disc.  
290. *T. RAMDEO*, N.-E. India.  
*T. ODANA*, Singapore, Java.  
*T. LUCIFOR*, Malay Peninsula, Borneo.  
*T. NOUREDDIN*, Malay Peninsula, Borneo.
- B. Wings brown, with a pale yellowish or white oblique fascia on the forewing; the apex and outer portion of the hindwing bright fulvous. Forewing with the apex less rounded, the outer margin straight. Males with the entire base of the hindwing clothed with long hairs, longest and partially erectile below the subcostal nervure.
291. *T. PSEUDALIRIS*, Tenasserim, Malay Peninsula.  
*T. ALIRIS*, Malacca, Borneo.

### 289. *Thaumantis diores*, Doubleday.

*T. diores*, Doubleday, Ann. and Mag. of Nat. Hist., vol. xvi, p. 234 (1845); id., Westwood, Trans. Ent. Soc. Lond., new series, vol. iv, p. 171 (1856).

HABITAT: Sikkim, Assam, Naga Hills, Sylhet.

EXPANSE: 4.0 to 4.7 inches.

DESCRIPTION: Sexes alike. "UPPERSIDE: Both wings fuscous black, the forewing with a broad band-like spot, commencing near the costa beyond the middle, and extending


towards the anal angle as far as the lowest median nervule. This spot is of a brilliant metallic, changeable blue, much paler and less changeable externally. On the *hindwing* is a large patch of the same rich blue, paler in the centre, occupying the whole disc of the wing. **UNDERSIDE**, *both wings* less black than above, the outer margin paler; this pale portion bounded internally by an undulated pale or whitish striga, becoming brown towards its termination at the anal angle of the hindwing; between this and the margin is another less distinct similar striga. The *forewing* has besides two fuscous strigæ in the discoidal cell inclosing a paler space, and a third striga commencing on the costa beyond the cell, and extending obliquely nearly to the anal angle, slightly bordered internally with whitish. The *hindwing* has a transverse fuscous striga near the base, and another commencing near the middle of the costa, and reaching nearly to the anal angle. Just within the pale submarginal striga near the costa is a round yellowish spot, enclosing a brown one placed towards its outer margin, and between the first and second median nervules a round black spot sprinkled with blue atoms anteriorly, and surrounded by a yellowish and a black iris. Anal angle with a geminate spot, composed of black and white atoms. *Head, thorax and abdomen fuscous.*" (Doubleday, l. c.)

"The **MALE** has a patch of brown hairs capable of erection at the base of the *hindwing* on the **UPPERSIDE**. The apical angle of the forewing and the anal angle of the hindwing is much more rounded than in *T. odana*; the body is also much less robust. The branches of the subcostal nervure of the forewing in this species are of the same number and almost identical in their arrangement with those of *T. odana*." (Westwood, l. c.)

The metallic blue band on the forewing of this species seldom extends to below the first median nervule; in a single specimen in the Indian Museum, Calcutta, it extends to the inner margin, but even in this one the inner edge of the band is parallel to the outer margin, and scarcely extends into the cell; on the hindwing the metallic blue patch only reaches the first median nervule and scarcely tinges the cell. It is not uncommon in Sikkim, and is confined to the north-east corner of Bengal, not extending so far as is known into British Burma. Mr. Wood-Mason took it on Nemotha in Cachar in September and October.

290. **Thaumantis ramdeo**, Moore.

*T. ramdeo*, Moore, Horsfield and Moore, Cat. Lep. E. I. C., vol. i, p. 215, n. 441; id., Westwood, Trans. Ent. Soc. Lond., new series, vol. iv, p. 172 (1856).



**HABITAT**: Sikkim; Assam.

**EXPANSE**: 4.0 to 4.75 inches.

**DESCRIPTION**: "Differs from *Thaumantis diores* in being larger, and in having the

brilliant blue patch very large, it being an inch in diameter either way, and extends over the whole of the middle of the wings. The UNDERSIDE is paler than in *T. diores*, and the wavy line running near the exterior margins of *T. diores* is nearly obsolete in *T. ramdeo*; the two ocelli on the hindwing are very small." (Moore, l. c.) FEMALE like the male, but larger, and lacking the erectile tuft of hairs on the hindwing.

*Thaumantis ramdeo* is found over the same ground as *T. diores*; the Indian Museum has specimens from Sikkin, from Sibsagar in Assam, and from the Dafla hills. It is a very beautiful species; the metallic blue patch is paler with an even more brilliant metallic sheen: on the forewing it extends to the inner margin and well into the discoidal cell, and on the hindwing it extends well below the first median nervule and covers the entire cell to the base.

The figure shows the upper and undersides of a male specimen from Sibsagar, Upper Assam, in the Indian Museum, Calcutta.

*T. odana*,\* the typical species of this section, inhabits Singapore and Java; it differs from the Indian species in lacking the metallic blue patch on the hindwing. Two other species of the group, *T. lucifer* and *T. noureddin*, occur in the Malay Peninsula,† descriptions of them are appended for reference. They have the anal angle less rounded and more produced than in the Indian species.

\* *Morpho* [*Thaumantis*] *odana*, Godart, Enc. Méth., vol. ix, p. 445, n. 16 (1819); id., Horsfield, Cat. Lep. E. I. C., pl. vi, figs. 5, 5a (1829); *Thaumantis odana*, Boisduval, Spec. Gén., Lég., vol. i, pl. xii (viii B.) fig. 4, (1856). HABITAT: Singapore, Java. EXPANSE: 4 inches. DESCRIPTION: "Sexes alike in colour. UPPERSIDE, both wings blackish-fuscous. Forewing with a broad oblique purplish blue discal fascia, shining paler in the middle, and a white subapical dot. UNDERSIDE with discal strigæ and outer margin greyish or black-white. Hindwing, with a small costal marginal dot, and a large ocellus towards the anal angle circled with yellow above. The underside varies considerably in the intensity of the markings, especially in specimens from Singapore, from whence it has been sent by Mr. Wallace. The male has a patch of hairs at the base of the hindwing on the upperside." (Westwood, Trans. Ent. Soc. Lond., new series, vol. iv, p. 170 (1856). Mr. Distant does not include this species in his *Rhopalocera* Malayana.

† *Thaumantis lucifer*, Westwood, Gen. D. L., vol. ii, p. 337, n. 5 (1851), note; idem, id., Trans. Ent. Soc. Lond., new series, vol. iv, p. 175, n. 6, pl. xx (1856); id., Distant, Rhop. Malay., p. 77, pl. ix, figs. 8, male; 9, female (1882). HABITAT: Province Wellesley, Borneo. EXPANSE: Male, 3.5 to 3.7; Female, 3.8 inches. DESCRIPTION: "MALE, UPPERSIDE, both wings pale chocolate-brown, the discs darker, and with dark and resplendent bluish reflections, which do not extend to the costal area and wide outer margin (diminishing from the apex) of the forewing, nor to the abdominal or outer margin of the hindwing. UNDERSIDE, both wings chocolate-brown, with the outer margins broadly and distinctly paler. Forewing with three very indistinct and irregular pale fasciæ crossing the cell; an oblique distinct pale fascia commencing about the costal nervule a little beyond the apex of the cell, and terminating about the first median nervule near the pale outer margin, which possesses a submedial and much waved darker line, on the inside of which the colour is much suffused with greyish; beneath the first median nervule the colour is pale brownish. Hindwing with the basal area much suffused with greyish, on which is a large, irregular and curved fascia, which is broadest on the costal margin and narrowest at its termination near the submedian nervule. At the boundary of the pale outer margin the colour is much darker, and between the first median nervule and the submedian nervule appears as a suddenly bent and refuted fascia; this area contains two ocellated spots, the first and uppermost of which, situated between the subcostal nervules, is dark with a slightly paler margin, and its inner third white; the lower is situated between the second and first median nervules, and has its inner margin white. The outer pale margin possesses a submedial and much-waved darker line, on the inside of which the colour is much suffused with greyish, and between the first median nervule and the submedian nervule is an oblong black spot with an outer white continuation. Body and legs more or less concolorous with the wings. The male possess two basal patches of pale (described as black by Professor Westwood in the typical specimen, so probably variable in hue) hairs near the costal base of the upperside of the hindwing, which probably denote scent-secretory organs. FEMALE larger, and with the wings on the upperside slightly paler than in the male, with similar blue reflections as in that sex, but which do not extend beyond the basal halves of both wings. Forewing with the blue reflection outwardly bounded by a more or less distinct pale oblique but broken fascia, commencing above the first discoidal nervule and terminating near the first median nervule; two small subapical ochraceous spots on each side of the fifth subcostal nervule, followed by a much-waved and sinuated submarginal ochraceous fascia, commencing near the first discoidal nervule and terminating near the outer angle. Hindwing with a much-waved and sinuated fuscous submarginal fascia, commencing near the apex of the first subcostal nervule and terminating near the anal angle; between the subcostal nervules this fascia is outwardly bordered by a pale ochraceous marginal spot. UNDERSIDE somewhat paler and brighter than in the male, excepting the dark shadings, which are as intense as in that sex. Hindwing crossed by a narrow undulating dark fascia, commencing near the costa, crossing near the apex of the cell, and terminating at the first median nervule (this is faintly discernible in the male); the submedial waved fasciæ to the pale outer margins of both wings are also very distinct." (Distant, l. c.)

*Thaumantis noureddin*, Westwood, Gen. D. L., vol. ii, p. 337, n. 6 (1851), note; idem, id., Trans. Ent. Soc. Lond., new series, vol. iv, p. 175, n. 6, pl. xx (1856); id., Distant, Rhop. Malay., p. 78, pl. vii, fig. 3, male; pl. ix, fig. 7, female (1882). HABITAT: Province Wellesley, Malacca, Borneo. EXPANSE: Male, 3.7; Female, 3.7 to 3.9 inches. DESCRIPTION: "MALE, UPPERSIDE, both wings dark fuscous-brown; the outer margins broadly paler. Forewing with the pale outer margin much waved inwardly, and there denoted by a row of more or less distinct whitish spots placed upon the nervules; the costal area and basal portion of the cell also somewhat paler. Hindwing has the paler outer portion much less well defined, broadest at the anal angle, and terminating

The apices of the forewing in the females of both species are also somewhat truncated, not rounded, as in *T. diores* and *ramdeo*; the male of *T. lucipor* has the apex of the forewing acute. *T. lucipor*, male, has the upperside almost entirely suffused with blue; in the female this colour is confined to the basal areas of both wings, but it has a deeply dentate submarginal line, ochreous in the forewing, fuscous in the hindwing. In *T. noureddin* the blue colour is obsolete on the upperside in the male, but present at the base of both wings in the female, which latter has a submarginal and discal series of five ochreous spots, the inner series bent inwards anteriorly.

291. *Thaumantis pseudaliris*, Butler.

*T. pseudaliris*, Butler, Journ. Linn. Soc. Lond., Zoology, vol. xiii, p. 115 (1876); id., Trans. Linn. Soc. Lond., Zoology, second series, vol. i, p. 538, pl. lxviii, fig. 1 (1876), male; *Thaumantis aliris*, Westwood, Trans. Ent. Soc. Lond., new series, vol. iv, p. 176 (1856), male; *Thaumantis pseudaliris*, Distant, Rhop. Malay., p. 79, pl. viii, fig. 3 (1882), male; id., Butler, Ann. and Mag. of Nat. Hist., fifth series, vol. x, p. 372 (1882).

HABITAT: Tenasserim, Malay Peninsula.

EXPANSE: ♂, 4.4 to 4.7; ♀, 4.5 to 5.4 inches.

DESCRIPTION: MALE: UPPERSIDE, forewing velvety blackish-brown, the outer margin slightly paler, the base suffused with dull ferruginous; a pale ochreous transverse fascia from the costa just beyond the cell to the first median nervule and continued to near the hinder angle by a coalescent spot of the same colour below the first median nervule; two white spots near the apex. Hindwing velvety blackish-brown, the base suffused with dull ferruginous; the apex and the anal third from discoidal nervule to abdominal margin bright orange fulvous. UNDERSIDE, forewing with the basal area greyish ochreous, densely clothed with short hairs, a chestnut line across the cell, within which is a large chestnut spot and a smaller one above it on the costa, the pale fascia of the upperside but whiter and continuous, the space between it and the basal area chestnut shading into deep brownish-black near the hinder angle, and into greyish-ochraceous along the inner margin; beyond the fascia the outer margin is broadly ferruginous, inwardly sharply defined by a fuscous line; the triangular space left between this border, the costa, and the pale transverse fascia also ferruginous, irrorated with dusky, darkest near the fascia, palest outwardly and suffused with white at the extremity. Hindwing with the basal area greyish-ochraceous as in the forewing, extending almost to the anal angle, and bearing a large chestnut spot near the costa, a small one just below it, one near the base of the cell and a few indistinct ones below; defined outwardly by a rich chestnut band broadest at the costa, narrowing to a point at the anal angle; the inner edge even, the outer highly irregular, greatly constricted just below the discoidal nervule, where and above which it is decreasingly bordered with whitish; outer half pale ferruginous bearing an indistinct dusky submarginal lunular line and two large reddish ocelli ringed narrowly with black and pale ochreous, the upper one between the subcostal nervules irrorated with a few white atoms in the centre, the lower one between the first and second median nervules bearing a black patch at its inner end, beyond which is a whitish linear mark and numerous whitish dots; between these two ocelli are three white dots, placed one in each interspace; an elongated black spot on the margin between the first median nervule and

on the abdominal margin. UNDERSIDE, both wings pale castaneous; crossed by an almost straight submarginal dark castaneous fascia, bordered outwardly with greyish. Forewing with a pale waved fascia crossing the cell near its centre; a narrow oblique greyish fascia beyond the cell, commencing near the costal nervule, and terminating at the third median nervule, beyond which it is continued and indicated by a narrow dark line only; between these pale fasciæ the colour is somewhat darker, and is thus continued in a waved and narrower form on the hindwing, where it terminates in a faint and indistinct manner about the middle of the abdominal margin. Hindwing with two ocellated spots on the inner side of the submarginal fascia; these spots are inwardly margined with white, and are situated one between the subcostal nervules, and one between the second and first median nervules; the apical angle with a fuscous spot, bordered on each side with greyish. The male is provided with two tufts of long dark hairs near the base of the upperside of the hindwing, covering the discs of two distinct pseudo scent-glands or pouches. FEMALE larger than the male. UPPERSIDE, both wings with distinct basal resplendent bluish reflections. Forewing with a discal, curved, and outwardly convex series of five ochraceous spots placed between the nervules, commencing above the first discoidal nervule, and terminating near the first median nervule, and a straight submarginal series of five ochraceous spots also placed between the nervules. Hindwing with a waved fuscous marginal fascia. UNDERSIDE slightly paler than in the male, the oblique greyish fascia beyond the cell of the forewing much more distinct, broader, and continuous, the straight submarginal fascia to both wings outwardly much more widely bordered with greyish; ocellated spots larger, and anal angle less produced than in the male. The males of this species vary in the amount of melanism. In some specimens the submarginal series of pale spots on the upperside are scarcely visible." (Distant, l. c.)

the submedian nervure. FEMALE identical in colour and markings with the male; but much larger, and the base of the hindwing much less hairy on the upperside.

The above description is from specimens in Major Marshall's collection, which were taken by Captain C. T. Bingham in Upper Tenasserim. They differ from the figure of the male in Mr. Distant's *Rhopalocera Malayana*, which was taken from the specimen in the British Museum. On the UPSERIDE Mr. Distant's figure shows the wings tinted with ferruginous throughout the dark portion instead of only at the base; the pale fascia of the forewing is narrower, much attenuated outwardly, coming to a point at the first median nervule and not nearly reaching the outer margin; whereas in our Tenasserim specimens it touches nearly one-third of the length of the first median nervule. On the *hindwing* in Mr. Distant's figure the anal fulvous patch extends broadly up to the base of the wing, whereas in our specimens it stops short beyond the extremity of the abdomen, where it shades into the dark brown ferruginous-tinted basal area. On the UNDERSIDE the differences are less striking, the triangular costal patch on the *forewing* is outwardly much suffused with violet in Mr. Distant's figure, and on the *hindwing* the basal area is much paler, the upper ocellus is yellow, and the lower is densely irrorated with violet-white. Further, Mr. Distant remarks that the "male has two large basal tufts of hair on the upperside of the hindwing, the smaller near the costa, the larger at the base of the cell." In the Tenasserim specimens there is no trace of the smaller tuft near the costa, but the male has in addition to the large tuft in the cell the whole basal area below the subcostal nervure very hairy, and large lateral tufts of hair on the abdomen as in *Amathusia phidippus*, but curved upwards not downwards. It seems very probable that the Tenasserim species is distinct, but without comparing them with specimens from Malacca it is impossible to say.

Captain C. T. Bingham has taken this rare and beautiful butterfly in the Thoungyeen forests and in the Donat range in October and in April; it was not met with by Limborg who collected over the same ground from December to April.

Westwood's original description of *T. aliris*\* from Borneo, and Butler's original description of *T. pseudaliris*† are appended for reference.

#### Genus 40.—STICHOPHTHALMA, Felder.

*Stichophtalma*. † Felder, Wien. Ent. Monatsch., vol. vi, p. 27 (1862); *Thaumantis*, Westwood, Gen. D. L., vol. ii, p. 335 (1851), *in part*; id., Trans. Ent. Soc. Lond., new series, vol. iv, p. 170 (1856), *in part*.

"Differs from *Thaumantis*, Hübner, in the following points: HEAD smaller; *antennæ* shorter; *palpi* much longer, differing in the sexes. FOREWING with the subcostal nervure

\* *Thaumantis aliris*, Westwood, Trans. Ent. Soc. Lond., new series, vol. iv, p. 176, pl. xvii (1856), *female*. HABITAT: Borneo. EXPANSE: *Female*, 6.25 inches. DESCRIPTION: "UPPERSIDE, *forewing* fuscous, the base more ferruginous, an oblique median fascia, and two subapical spots, white. *Hindwing* fuscous, the outer half more or less fulvous. UNDERSIDE, *both wings* grey at the base, with brown irregular spots; a broad oblique irregular brown fascia. *Forewing* with the oblique white fascia of the upperside, joining a pale line parallel with the outer margin. *Hindwing* with two large equal ocelli beyond the middle, and the apex broadly fulvous." (Westwood, l. c.) Westwood's figure of the female of this species differs from our female specimen of *T. pseudaliris* from the Donat range, on the upperside being entirely dark brown, not tinted at the base with ferruginous; the white band on the forewing is much wider and of nearly equal width throughout, and almost reaches the inner margin, where it is tinted with lilac. On the underside the white band is developed into a large triangular patch, broken at the costa beyond its middle by a patch of brown, covered with numerous darker striae. On the hindwing the ocelli are many times larger than in our specimen, and the markings throughout are darker and bolder.

† *Thaumantis pseudaliris*, Butler, Trans. Linn. Soc. Lond., Zoology, second series, vol. i, p. 538, n. 2, pl. lxxviii, fig. 1 (1875), *male*; *T. aliris*, Westwood, Trans. Ent. Soc. Lond., new series, vol. iv, p. 176, n. 7 (1856), *male*. HABITAT: Malacca. EXPANSE: 4.6 to 5.0 inches. DESCRIPTION: "This species differs from the male of *T. aliris*, from Borneo, in having the band of the *forewing* above half the width, not notched, and yellow in tint; the basal area of *both wings* ferruginous. UNDERSIDE, the area beyond the band is not striated, and is of the same rusty red colour as the broad outer border; the latter is also paler at the edge, and is cut much shorter by the obliquity of the transverse band; the basal spots are rusty red instead of red-brown and black; the irregular band of the *hindwing* is paler and much more constricted in the middle, the external and discal areas are altogether paler and more uniform in tint; the ocelli are considerably smaller and paler, the spots between the ocelli and the yellow submarginal spots are obsolete. As Professor Westwood figures the Bornean female, I am obliged to rename the Malacca male." (Butler, l. c.)

"The MALE is considerably smaller [than *T. aliris*, female, from Borneo], with the oblique fascia of the UPSERIDE of the *forewing* about half the width of that of the female, and with two white spots near the tip, which is considerably suffused with ferruginous at the base; such is also the colour of the base of the *hindwing*, which is gradually shaded off to a rich fulvous colour; there is, however, a broad dark longitudinal patch extending to the outer margin of the wing, occupying the space between the second and third branches of the subcostal nervure. On the UNDERSIDE the markings agree in the two sexes, except that the oblique bar of the *forewing* is even rather narrower than on the upperside, and the great ocelli are also much less conspicuous than in the female. The middle of *both fore and hindwing* is occupied with a broad irregular chocolate-ferruginous bar." (Westwood, l. c.)

‡ ἔτικος, series; ὀρθαλήμις, ocellus.

having four branches [including the terminal portion], all the branches free; the *upper discoidal* nervule more remote from the subcostal than from the lower discoidal nervule; the *lower disco-cellular* nervule highly convex in the middle. HINDWING with the upper trunk of the nervules more deflexed; the *third median* nervule not at all bent; the *internal nervure* lower, shorter, and more bent." (Felder, l. c.)

This genus contains the largest and handsomest butterflies of the subfamily; indeed *S. camadeva* and *S. louisa* are amongst the most splendid of the butterflies occurring in India. Only five species are known, of which three are included in the Indian list, but the authority for one of them, *S. nourmahal*, is doubtful; the other two are found one in China, *S. horoqua*, and the other in Cambodia, *S. cambodia*. They all have in a more or less defined degree a curiously arranged series of spots on the outer margin of the forewing, consisting of a triangular or diamond shaped submarginal series, the outer corner of each produced and coalescing with a marginal series of concave lunules. The secondary sexual characters of the male insect consist only of a small erectile tuft of hairs on the hindwing near the base of the subcostal nervure; in colour and pattern the sexes are similar so far as is known.

#### Key to the Indian species of *Stichopthalma*.

- A. Upperside, basal area of both wings rich brown, outer area of forewing purplish-white.  
292. *S. CAMADEVA*, N.-E. India.
- B. Upperside, basal area of both wings pale bright fulvous; outer area of forewing nearly pure white.  
293. *S. LOUISA*, Upper Tenasserim.
- C. Upperside, basal area of both wings rich chestnut brown; outer area of forewing fulvous, the extreme apex fuscous.  
294. *S. NOURMAHAL*, Sikkim (?) Borneo.

#### 292. *Stichopthalma camadeva*, Westwood.


*Morpho (Thaumantis) camadeva*, Westwood, Cab. Or. Ent., p. 9, pl. iv (1848); *Thaumantis camadeva*, id., Trans. Ent. Soc. Lond., new series, vol. iv, p. 177, n. 8 (1856); id., Doubleday, Hewitson, Gen. D. L., vol. ii, p. 337, pl. lv, fig. 2 (1851).

HABITAT: Eastern Himalayas, Assam, Cachar, Sylhet.

EXPANSE: 5.1 to 6.3 inches.

DESCRIPTION: "UPPERSIDE: *Forewing* white, tinged with a delicate purplish leaden colour, the base of a rich brown; with a row of lozenge-shaped spots, and another of brown continuous lunules near the outer margin. *Hindwing* brown, the base of a richer colour; considerably beyond the middle is a row of large leaden-white lunules, and a smaller row close to the margin of the wing. UNDERSIDE: The basal portion of *both wings* is of a delicate buff with a slight greenish tinge, and the apical portion fulvous; a broad irregular fulvous fascia runs across both wings before the middle, edged on each side by a black line, and beyond the middle, each wing has a row of five red ocelli, with black irides, beyond which are two pale brown continuous fasciæ. The three or four round brown spots on the upperside preceding the rows of lozenge-shaped marks near the extremity of the forewing occupy the place of the ocelli of the underside; and the broad row of white lunules on the hindwing is the continuation of the pale space between the lozenge-shaped spots and row of lunules of the forewing; since, in a strong light, the dark ground-colour of the hindwing also exhibits a row of still darker-coloured lozenge-shaped spots, preceding the pale lunules. On the underside of the forewing the broad fascia is dilated on the anterior half of the wing, so as to include half of the discoidal cell and the like distance beyond it, inclosing a black lunule which marks the nervule which closes the cell; the ocelli are preceded by a longitudinal darker cloud; the larger ocelli bear a slender white central lunule, and the red pupil is separated from the black iris by a fulvous ring; the anal angle is marked with a black spot, outwardly edged with white. The upperside of the body is brown, but the underside, with the palpi, legs, and anal area of the hindwing, are fulvous." (Westwood, l. c. in Cab. Or. Ent.)

"The general appearance of the two sexes is nearly identical; the male has a tuft of hairs at the base of the hindwing, on the upperside." (Westwood, l. c. in Trans. Ent. Soc. Lond.)



STICOPHTHALMA CAMADEVA, Moore.

Mr. Wood-Mason met with this species in profusion in May in the forests around Silcui, Cachar; other specimens were taken in July. Mr. A. O. Hume found it commonly in the forests of Eastern Manipur in the spring, and Mr. Otto Möller has taken numerous specimens in the neighbourhood of Darjiling in June.

The figure on the opposite page shows the upper and undersides of a female specimen from Sikkim in the Indian Museum, Calcutta.

293. *Stichophthalma louisa*, W.-M.

*Thaumantis louisa*, Wood-Mason, Proc. A. S. B., p. 163 (1877); id., Journ. A. S. B., vol. xlvii, pt. ii, p. 175, pl. xii (1878), male; id., Moore, Proc. Zool. Soc. Lond., 1878, p. 327; id., Marshall, Journ. A. S. B., vol. li, pt. ii, p. 40, n. 5 (1882), female.

HABITAT: Upper Tenasserim.

EXPANSE: ♂, 5.25; ♀, 5.8 inches.

DESCRIPTION: "MALE: UPSIDE whitish. Forewing with the basal half, and hindwing with the basal two-thirds deep and pure fulvous; each wing, as in *S. howqua*, with a submarginal lunular fascia with spear-shaped spots coalescing, deep violaceous-fuscous; the lunules and spots of the hindwing much larger. UNDERSIDE luteous-fulvous. Forewing with the median part only whitish, scarcely tinted with luteous; with four sinuate lines, two basal deep brown, two others submarginal, obsolete, and only near the anal angle brown coloured. Forewing with five ocelli all obsolete; hindwing with two, rufous, with whitish pupil and slender black iris, and three intermediate obsolete." (Wood-Mason, l. c. in Journ. A. S. B.). "FEMALE differs from the figure of the male in the following particulars: UPPER-SIDE with the fulvous ground-colour on the hindwing extending completely up to, and embracing the heads of, the hastate border spots, the ground-colour of the outer portion of both wings being not white but pure French grey, the only traces of pure white being on the forewing, at the middle of the costal margin and outside the median transverse line and decreasing from its costal end. The dusky tipping at the apex also extends below the subcostal nervure. UNDERSIDE with the fulvous portions not luteous, but strongly suffused with grey, and altogether of a far colder tone; the hastate border spots of the upperside pale, but perfectly distinct and complete. Hindwing with the outer submarginal lunular line obsolete, the inner one slender and incomplete, whereas in the figure of the male both these lunular lines are complete and prominent. It of course lacks the tuft of erectile hairs on the hindwing which is present in the male." (Marshall, l. c.)

"This fine and distinct species belongs to the same division of the genus as *S. camadeva*, *S. nourmahal*, *S. cambodia*, and *S. howqua*,\* to the last of which it is most nearly related, but from which it differs in having the upperside of the wings white and fulvous, instead of fulvous throughout, and in having five spots, the red rings of the ocelli, on the underside of the forewing, and only two well-developed ocelli on the hindwing, instead of three and five ocelli respectively." (Wood-Mason, l. c. in Journ. A. S. B.)

The type specimen was taken at Taoo, 3,000 to 6,000 feet altitude, by Limborg in the cold weather. Capt. C. T. Bingham took the female above described between March and May in the Lower Thoungyeen forests, and Mr. Butler records it (Ann. and Mag. of Nat. Hist., fifth series, vol. x, p. 372, 1882) from the Thoungyeen valley, from specimens also collected by Capt. Bingham.

\* *Thaumantis howqua*, Westwood, Trans. Ent. Soc. Lond., new series, vol. i, p. 174 (1851); idem, id., vol. iv, p. 178, n. 9, pl. xviii, figs. 2, 2a (1856); *Stichophthalma howqua*, Felder, Wien. Ent. Monatsch., vol. vi, p. 28, n. 23 (1862). HABITAT: Shanghai, China. EXPANSE: 5 inches. DESCRIPTION: MALE and FEMALE: UPSIDE, both wings fulvous, with a submarginal series of much curved black lunules, and inwardly with black spear-shaped spots coalescing with them, which are larger on the hindwing. UNDERSIDE, both wings luteous fulvous, paler than above, crossed by two oblique, irregularly sinuate black lines, the inner one crossing both cells but not reaching the abdominal margin of the hindwing, the outer one beyond the middle of the forewing about the middle of the hindwing recurved just before the anal angle of the hindwing, below which is an irrorated fuscous and grey spot. The two black lines are very wide at the costa of the forewing, decreasing irregularly towards the anal angle of the hindwing, the space between them darker than the rest of the ground. A discal series of five ocelli on both wings, red with whitish pupil and slender black iris, the first and fourth on the forewing and the fourth on the hindwing not quite perfect. Within the series of ocelli the ground is somewhat darker, becoming paler before reaching the outer fuscous line. A submarginal somewhat lunulate fuscous line. (Described from Westwood's figure).

294. *Stichophthalma noumahal*, Westwood.

*Thaumantis noumahal*, Westwood, Gen. D. L., vol. ii, p. 337, n. 8 (1851), note; idem, id., Trans. Ent. Soc. Lond., new series, vol. iv, p. 178, pl. xviii, figs. 1, 1a (1856); id., Moore, Horsfield and Moore, Cat. Lep. E. I. C., vol. i, p. 215, n. 442 (1857).

HABITAT: India (*Westwood*); Sikkim (*Moore*); Sikkim ?? (*Kirby*); Borneo.

EXPANSE: ♂, 3.75; ♀, 4.25 (*Westwood*); 4.8 Sikkim (?) specimen in Indian Museum, Calcutta.

DESCRIPTION: "FEMALE: UPPERSIDE chestnut-fuscous. Forewing with a very broad oblique fulvous fascia beyond the middle, extending to the outer margin and anal angle, a common submarginal series of fuscous V-shaped marks, and another lunular of the same colour; a whitish subapical dot on the forewing. UNDERSIDE brownish fulvous, with two narrow oblique almost straight greenish silvery bands, the first passing through the middle of the discoidal cell, the second almost from the middle of the costa to the anal angle, each margined inwardly with a black line; the outer margin broadly paler, in which on the forewing are two ferruginous-fulvous ocelli, on the hindwing three, each marked in the middle with a whitish lunular dot; two black submarginal lines very flexuous and dentate, and a black spot at the anal angle slightly irrorated with lilascent."

"The description published by me in the Genera of Diurnal Lepidoptera, was made from a female at that time unique in the collection of W. W. Saunders, Esq., F.R.S. The East India Company has, however, subsequently received both sexes from India. The MALE differs from the female, as I am informed by Mr. F. Moore, merely in wanting the white subapical spot near the extremity of the forewing."

"On the upperside the wings are of a rich chestnut brown colour, the forewing having a very broad oblique fulvous fascia, extending from the costa to the outer margin and anal angle; the tip of the wing being dark brown, with a small white subapical spot in the female. There is also a series of submarginal brown V-shaped marks, and another of brown lunules in both wings, [and the hindwing is outwardly bordered with fulvous in continuation of the fascia of the forewing]. Underside, the colour is paler, with a broad oblique subcentral fascia, edged with a slender black slightly irregular line on each side, the one nearest the base being internally, and the outer one externally edged with a line of pale silvery greyish green scales. The discoidal cell in the forewing is closed by black veins, but in the hindwing the outer black striga forms its termination. The forewing has also five ocelli [the first, third and fourth obsolete, replaced by pale spots], and the hindwing three, in the alternate spaces between the nervules, the intervening spaces being marked by paler dots, indicating obsolete ocelli. Near the apex of both wings are two slender dentated black lines, ending at the anal angle [of the hindwing] in a black dot, slightly suffused with lilac scales." (*Westwood*, l. c. in Trans. Ent. Soc. Lond.)

There is a single female specimen in the Indian Museum, Calcutta, obtained from the old East India Company's Museum, which is marked "Darjeeling," and which is the only specimen we have seen. In spite of the authorities given above for its occurrence in India, we very much doubt the fact; of late years, at any rate as far as we know, no specimens have been obtained within our limits.

## Genus 41.—CLEROME, Westwood.

*Clerome*, Westwood, Gen. D. L., vol. ii, p. 333 (1851); idem, id., Trans. Ent. Soc. Lond., new series, vol. iv, p. 182 (1856), *Monograph*; *Faunis*, Hübner, Verz. Bek. Schmett., p. 55 (1816).

"BODY moderately robust; wings large, plainly coloured, with a row of small spots between the middle and the outer margin on the underside. Head rather broad. Antennæ long (two-thirds the length of the forewing), nearly straight, composed of rather long joints, terminated by a long, but very slender, scarcely distinct club formed of short joints. Palpi compressed, ascending obliquely to about the height of two-thirds of the eye, porrected in front nearly to the length of the head, not convergent, scaly; middle joint clothed behind with hairs applied to the face. Thorax oval, very hairy. Abdomen rather small and slender.

FOREWING large, oval-triangular. *Costa* very much arched; apex rounded; outer margin about two-thirds of the length of the costa, entire, slightly convex; inner angle rounded; inner margin rather longer than the outer, slightly dilated at the base in the male. *Costal* nervure extending to about two-thirds of the length of the costa; *subcostal* nervure with its first branch arising at about two-sevenths of the length of the wing; second branch arising at about three-fifths of the length of the wing; third and fourth arising at short distances beyond the second; all these branches free, the fourth extending to the tip of the wing; *upper disco-cellular* nervule very short, arising nearly at one-third of the length of the wing; *middle* disco-cellular equally short, nearly transverse; *lower* disco-cellular very long and curved, somewhat like the letter *σ*, the extremity reaching nearly to the middle of the wing, where it joins the third branch of the median nervure at a short distance beyond its base, terminating the closed discoidal cell nearly in a point. HINDWING broadly ovate; costa scarcely curved; outer margin rounded; anal angle rounded. The disc above, near the extremity of the thorax, is furnished with a tuft of fine hairs in the male. *Præcostal* nervure short, curved towards the body; *costal* nervure extending to about two-thirds of the length of the costa; *subcostal* nervure with its branches arising quite close to the base of the wing, the outer branch extending to the outer angle; *discoidal cell* very narrow and open; *median* nervure with its branches wide apart. FORELEGS of the MALE very small and brush-like, very woolly; of the FEMALE longer than those of the male, slender, scaly; tarsus not half the length of the tibia; articulations indistinct, except when denuded of scales; obliquely truncate at the tip; armed with very small spines. Four HINDLEGS long, strong, scarcely spined beneath; tibial spurs minute." (*Westwood*, l. c. in Gen. D. L.)

*Clerome* is a genus of plain-looking Butterflies, the upperside fulvous, marked only in some species with darker or lighter shades of the ground-colour towards the margins, but spotted and sometimes ocellated on the underside, and marked with fuscous lines. About fourteen species are at present known, inhabiting N.-E. India, Burma, the Malay peninsula and islands, and extending to China.

#### Key to the Indian species of *Clerome*.

- A. Male and female, upperside fulvous. Underside with three fuscous strigæ, and a series of ochreous spots across both wings.
- a. Male and female alike. Of moderate size (under three inches).
295. *C. ARCESILAUS*, Sikkim, Sylhet, Burma, Malay Peninsula, Java.
- A. Male, upperside, forewing uniform fulvous; female with a discal paler band. Of large size (3½ inches and above).
296. *C. ASSAMA*, Assam, Khasi Hills.

Except in size there is little difference between the males of the two Indian species, but as that difference is considerable, it will at once be found sufficient to separate them. The females are very distinct.

#### 295. *Clerome arcesilaus*, Fabricius.

*Papilio arcesilaus*, Fabricius, Mant. Ins., vol. ii, p. 28, n. 305 (1787); id., Donovan, Ins. India, pl. xxx, fig. 2 (1800); *Clerome arcesilaus*, Doubleday, Hewitson, Gen. D. L., vol. ii, p. 334, n. i, pl. liv<sup>a</sup>, fig. 5 (1851), female; id., Westwood, Trans. Ent. Soc. Lond., new series, vol. iv, p. 183 (1856); *Faunis canens*, Hübner, Samml. Ex. Schmett. (1816-24); *Morpho leonteus*, Zinken, Nova Acta Acad. Nat. Cur., vol. xv, p. 170 pl. xvi, figs. 14, 15 (1831).

HABITAT: Sikkim, Sylhet, Upper Tenasserim, Siam, Malacca, Singapore, Java.

EXPANSE: 2.1 to 2.75 (*Westwood*); 2.7 to 2.9 inches.

DESCRIPTION: "Wings entire. UPPERSIDE fuscous-ochraceous, unmarked. UNDERSIDE fuscous or brownish-fuscous; both wings crossed by three obscure strigæ (the first sometimes subobsolete), and a series of yellowish dots."

"The uniform colour of the upperside of both wings, united to the minute and uniform size of the row of pale dots on the underside, will suffice to distinguish this species from *C. eumeus* [from China]. Specimens sent from Malacca by Mr. Wallace (about 2.5 inches in expanse) differ in the richer red-brown colour of the upperside, and in having the outer dark strigæ obsolete [on the underside] of the forewing. A specimen from Singapore, in the British

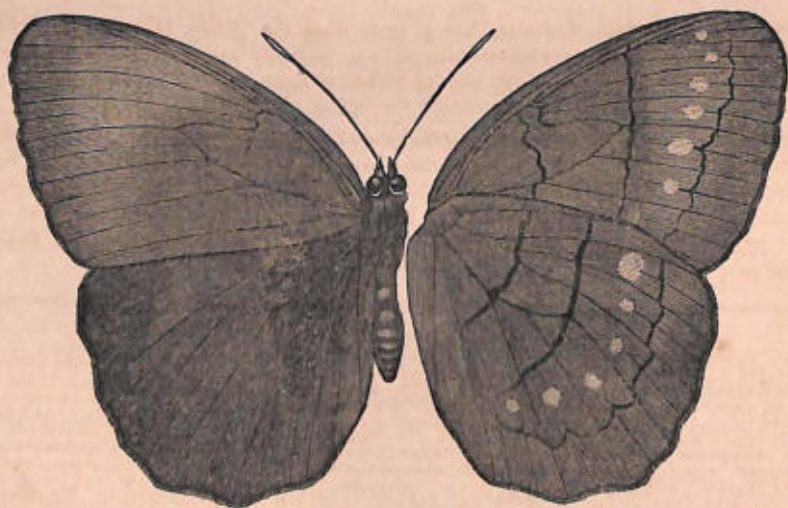
Museum, about 2.75 inches in expanse, does not differ from Javanese individuals in the same collection; whilst specimens from India and Sylhet, in the same collection, and of the same size, have the upperside richer and redder fulvous than the Java specimens, and on the underside the middle striga is more distinct, and much more angulated, and the series of white dots small." (*Westwood*, l. c.)

Mr. Distant does not give *C. arcesilaus* in his "Rhopalocera Malayana," but there is a female specimen in the Indian Museum, Calcutta, acquired from the old India Museum, London, from Singapore, and Westwood mentions (*ante*) a specimen in the British Museum from the same locality. We have specimens from Sikkim from the collection of the late L. Mandelli; from the Donat range in Upper Tenasserim taken by Captain C. Bingham in January, and others taken by him in the Thoungyeen forests in March and December. All these specimens are males and are very constant. Our female specimen from Singapore differs from the male in being a very little larger, and the inner margin of the forewing straight, and no tuft of hair on the upperside of the hindwing; it differs in tone of colouration from Indian examples as mentioned by Westwood. The Javan specimen in the India Museum is identical with Indian ones on the underside, but on the upperside the forewing especially is a darker fulvous. Limborg also met with this species above Ahsown in Upper Tenasserim in the cold weather.

An allied species has been recorded from Malacca.\* It differs from *C. arcesilaus* in being smaller, the upperside ferruginous rather than fulvous, and with an ocellus on the hindwing. The underside is also ferruginous, the fifth lower spot on the forewing is developed into an ocellus, as also are the first and fifth on the hindwing.

296. *Clerome assama*, Westwood.

*C. assama*, Westwood, Trans. Ent. Soc. Lond., new series, vol. iv, p. 184 (1856).



\* *Clerome gracilis*, Butler, Ann. and Mag. of Nat. Hist., third series, vol. xx, p. 401, pl. viii, fig. 7 (1867), male; id., Distant, Rhop. Malay., p. 81, pl. viii, fig. 1 (1882), male. HABITAT: Malacca, Singapore, Borneo. EXPANS: Male, 2.3 inches. DESCRIPTION: "MALE: UPPERSIDE, both wings brownish ochraceous. Hindwing with a somewhat faint discal ocellated spot, situated between the second and first median nervules. UNDERSIDE somewhat paler, and crossed by two waved narrow fuscous fasciæ; the first passing through the middle of both cells, and the second commencing about the costal margin of the forewing, passing beyond the cellular apices and terminating near the middle of the abdominal margin of the hindwing; a submarginal and strongly sinuated narrow fuscous fasciæ to both wings. Between the middle and submarginal fasciæ are placed the following spots: on the forewing a series of four small whitish spots placed between the nervules, the first above the upper discoidal nervule, and the fourth beneath the first median nervule, followed between the second and first median nervules by an ocellated spot, black, with a pale centre and ochraceous and black margins. Hindwing with an ocellated spot between the subcostal nervules, followed by three whitish spots between the nervules, and an ocellated spot between the second and first median nervules. Body and legs more or less concolorous with the wings. I have not seen the female of this species. It is one of the smallest species of the genus, and appears to be seldom found by collectors." (*Distant*, l. c.)

HABITAT: India, Assam, Khasi Hills.

EXPANSE: 4'0 (*Westwood*); ♂, 3'4; ♀, 4'0 inches.

DESCRIPTION: MALE: UPPERSIDE uniform fulvous. UNDERSIDE darker fulvous, crossed by three fuscous lines, the first subbasal, the second beyond the middle of the wings, the third submarginal, very sinuous. Between the two outer lines in the *forewing* is a series of six small ochreous rounded spots from the costa to the first median interspace, the penultimate one the largest; on the *hindwing* there are six similar spots, the first much the largest. FEMALE larger. UPPERSIDE, *both wings* a deeper fulvous, especially at the apex of the *forewing*, which is crossed by a broad curved lighter fulvous band, broadest at the costa, obsolete at the hinder angle; this band is outwardly somewhat distinctly defined by the darker ground-colour, inwardly it is diffused. UNDERSIDE marked as in the male, but all the strigæ and the spots better defined, the latter being much larger.

This species is perhaps only a geographical variety of the *C. eumeus*, Drury, from China. It is larger, and has "the broad, oblique, fulvous fascia of the forewing [on the upperside of the female] but ill-defined, and gradually shaded off to the darker ground-colour of the wing. The three strigæ of the underside are distinct, the outer one more angulated; the white spots are of unequal size; the fifth in the forewing, and the first in the hindwing, being the largest." (*Westwood*, l. c.) These remarks evidently refer to the female, which is the sex of *C. eumeus* figured by Drury. The MALE apparently has not previously been described, unless the following remarks of *Westwood* (l. c.) refer to a male specimen: in no case does he state the sex of the specimens of this species described by him: "A specimen from Northern India, measuring 3'5 inches in expanse, has the wings on the upperside of an uniform fulvous brown colour, whilst on the underside they are similar to the above described individuals from Northern India."

The Indian Museum, Calcutta, has a male from the Khasi hills taken by Colonel Godwin-Austen, and another without history, but probably taken at the same time; and two females from the same locality, one of which is figured above, and shows the upper and undersides.

Another species, formerly included in the genus *Clerome*, occurs in the Malay Peninsula. It is a very remarkable butterfly, the wings are semi-transparent, upperside pale fuscous, hindwing with the abdominal half below the cell bright yellow, and the underside with two conspicuous lunulate discal fuscous strigæ, and other fuscous markings at the base of the wings. It has been placed under a separate subgeneric title, MELANOCYMA,\* and forms the type and only species of the subgenus.

\* Subgenus MELANOCYMA, *Westwood*.

*Melanocyma*, *Westwood*, Trans. Ent. Soc. Lond., new series, vol. iv., p. 186 (1856).

"In the 'Genera of Diurnal Lepidoptera' I arranged this singular insect in the genus *Thaumantis*. The arrangement of the branches of the nervures of the forewing is, however, unlike that of any of the species of that genus, agreeing in the circumstance of the second branch of the subcostal nervure of the forewing arising far beyond the extremity of the discoidal cell, as well as in the shortness of the wings, with *Clerome*, in which latter respect also it differs from *Drusilla*. The fact, however, of its being entirely destitute of ocelli is perhaps of sufficient importance to warrant its subgeneric separation, in which case it may receive the name of *Melanocyma*. The second branch of the subcostal nervure of the forewing arises at about three-fourths of the length of the wing from the base opposite to the junction of the costal nervure with the costa, and the fourth branch opposite to the junction of the extremity of the first branch with the costa. The lower disco-cellular nervule closing the discoidal cell is singularly angulated, and the costal nervure of the hindwing also extends to the middle of the costal margin. Another peculiarity of the species consists of the slight clothing of the wings, which enables the black undulated markings of the underside to be partially seen from above. The specimen which I have examined is a female." (*Westwood*, l. c.)

MELANOCYMA FAUNULA, *Westwood*.

*Thaumantis faunula*, *Westwood*, Gen. D. L., vol. ii, pl. liv, fig. 1 (1851), female; *Clerome faunula*, idem, id., p. 334, note; *Clerome (Melanocyma) faunula*, *Westwood*, Trans. Ent. Soc. Lond., new series, vol. iv, p. 186, pl. xxi, fig. 2 (1856), female; *Clerome faunula*, *Distant*, Rhop. Malay., p. 81, pl. viii, fig. 2 (1882), female. HABITAT: MALACCA, Mount Ophir, Singapore, Cambodia. EXPANSE: Female, 3'9 inches. DESCRIPTION: "FEMALE: UPPERSIDE, *both wings*, pale fuscous. Hindwing with the abdominal half beneath the cell, and to about the second median nervule bright shining yellow. Forewing with the upper disco-cellular nervule very darkly infuscated, and with the following dark markings: a transverse streak across the cell near the apex, preceded by a rounded spot, beneath which are two other spots situated between the base of the first median nervule and the submedian nervule; two discal, transverse, strongly waved and sinuated fasciæ, the first crossing the wing a little beyond the apex of the cell, and the second being somewhat submarginal; and a very faint, waved, narrow, marginal fasciæ, which is obsolete towards the apex. Hindwing with the follow-

ing dark markings: an oblique fascia near the base terminating about the internal nervure; two very strongly waved and sinuated discal fasciæ, which become united at the lower subcostal nervule, the inner one then crossing the wing at the apex of the cell, and terminating near the middle of the submedian nervure, the outer one somewhat submarginal, and much less strongly waved and sinuated after passing the first median nervule, till it terminates at the submedian nervure; and a waved marginal fascia becoming obsolete towards the anal angle. UNDERSIDE pale greyish, marked as above, but with the yellow colouration of the *hindwing* richer and darker, and with all the fasciæ and spots very dark fuscous; costal area of the *forewing* pale fuscous. *Body* and *legs* more or less concolorous with the wings. This is not only a beautiful but also an aberrant species, it being quite destitute of ocellated spots—a character which Professor Westwood was reasonably of opinion should warrant its subgeneric separation. The wings are also semi-diaphanous, thus allowing the fasciæ beneath to be visible above. (*Distant*, l. c.)

### SUBFAMILY V.—ACRÆINÆ, Bates.

*Acraïna*, Bates, Journ. Ent., vol. ii, p. 176 (1864); *Acraïda*, Doubleday, Gen. D. L., vol. i, p. 137 (1848).

"HEAD rather small, scaly, but little if at all hairy. *Eyes* oval or rounded, prominent. *Palpi* divergent, ascending, rising considerably above the forehead; basal joint short, hairy; second joint elongate, mostly much swollen, hairy, the hairs often very thinly scattered; third joint very short, especially in those species which have the second joint most swollen. *Antennæ* scarcely more than half the whole length of the body, rather abruptly clavate; the club compact, obtuse at the apex, the joints composing it not more distinct than those of the other portion of the antennæ. *Thorax* oval, generally rather elongate; the prothorax very distinct. *Abdomen* elongate, clavate, much arched; the last segment in the female often furnished with a corneous appendage. **FOREWING** opaque, or partially or wholly diaphanous, subtriangular, elongate; the apex more or less rounded; the costa but little arched; outer margin seldom more than half the length of the costa, sometimes nearly straight, except towards the apex, sometimes rounded; inner margin nearly straight. *Costal* nervure extending considerably beyond the middle of the costa; *subcostal* nervure invariably five-branched [if the termination of the subcostal nervure is counted as a branch, if not, it is only four-branched]; its first branch thrown off at or near to the end of the cell; the second always considerably beyond the cell; *discoidal cell* seldom more than half the length of the wing; *upper disco-cellular* nervule very short, or entirely wanting; *internal* nervure wanting. **HINDWING** obovate; the costa nearly straight; the outer margin much rounded; the inner margin about equal in length to the outer, slightly embracing the base of the abdomen. *Discoidal cell* always closed, narrow, sometimes very short, rarely half the length of the wing; *discoidal nervule* sometimes appearing to be a third subcostal nervule; sometimes united to the subcostal nervure, or to its second branch by a distinct upper disco-cellular; *lower disco-cellular* always united to the third median nervule, often very close to its origin. **FORELEGS** of the MALE with the femur mostly longer than the tibiæ; tibiæ nearly cylindrical, smooth or very slightly spiny, longer than the tarsus; tarsus cylindrical or slightly fusiform, sometimes one-jointed, sometimes showing indications of four or five joints. Of the FEMALE with the tarsus four or five-jointed; each joint, except the fifth when present, armed at the apex with a short pair of spines, sometimes covered by a bunch of stiff hairs arising from the base of the following joints: first joint generally about as long as the rest combined; the second, third and fourth progressively shorter, generally very obliquely truncate at the apex; fifth, when present, always very minute, barely distinguishable. **MIDDLE** and **HINDLEGS** rather short, with the tibiæ and femora about equal in length; tarsi rather shorter; tibiæ spiny, especially towards the apex, nearly cylindrical; tarsi spiny, the spines much longest at the sides; the first joint more than equal to the two following combined, nearly cylindrical; second and third rather flattened, elongate ovate; the second slightly longer than the third; fourth joint shorter than the third; fifth rather longer than the second; claws without paronychia or pulvilli, broad at the base, where there is a large lobe, then suddenly narrowed, tapering to a very acute point, often much bent, especially the outer claw in the males, which is much shorter than the inner in many species."

"LARVA cylindrical, spiny. PUPA suspended, slender, angulate." (Doubleday, l. c.)

The head-quarters of this subfamily is in Africa, but numerous species have been described from the New World, a few from Australia, and only two species from India, one of which occurs again in Java. Where they occur these two species are numerous in individuals, though

in the North-West Himalayas one species, *A. vesta*, is decidedly local. Their flight is slow and sailing, they frequently settle, often at the end of a branch, stick, leaf or other conspicuous position, and appear to be quite unmolested by birds. Mr. de Nicéville has experimented with the carnivorous *Mantis* on many of the Butterflies believed to be offensive to birds, and he has found *A. viola* is the only Butterfly which all the species of *Mantis* he has experimented with refuse to eat. The abdominal plate or pouch with which the females of both the Indian species are provided, is also found in the genus *Parnassius*, a genus of the subfamily *Papilioninae*.

The *Acræinae* are distinguished by their elongate wings, the hindwing being free from the abdomen along its inner margin and not channelled to enclose it. They are closely related to the *Heliconinae* of America. The subfamily originally contained but a single genus, *Acræa*, which Doubleday in the Genera of Diurnal Lepidoptera divided into six well-marked sections, and these, so far as the Indian species go, appear to be worthy of generic separation. The general characters of the genus *Acræa* are those of the subfamily; the special characters of the sections represented in India are given in the following key.

Besides the six sections of *Acræa* only one other genus of the subfamily has been recognized (*Alena*, Boisduval), which contains a single species (*A. amazoula*) from South Africa.

Neither of the Indian species have any sexual tufts or patches on the wings of the male insect.

#### Key to the Indian Genera of ACRÆINÆ.

A. Palpi very small, compressed, not rising to the level of the top of the eyes. Antennæ with a gradually formed club. Hindwing with the first subcostal nervule given off from the subcostal nervure some distance beyond the cell.

XLII.—PAREBA.

B. Palpi long, porrected forwards, rising to the level of the top of the eyes. Antennæ with an abruptly clavate flattened club. Hindwing with the first subcostal nervule given off from the subcostal nervure before the end of the cell.

XLIII.—TELCHINIA.

#### Genus 42.—PAREBA, Doubleday.

*Acræa*, section v. *Pareba*, Doubleday, Gen. D. L., vol. i, p. 142 (1848).

“PALPI small, the second joint but little swollen, scaly and hairy. First subcostal nervule of the forewing thrown off at [just before] the end of the cell. Discoidal nervure of the hindwing thrown off from the subcostal nervure considerably before it divides.” (*Doubleday*, l. c.)

This genus contains but a single species, which occurs all along the Himalayas, and from Assam to Burma, and again in Java. As far as we know, it is only to be found in or very near to hills.

#### 297. *Pareba vesta*, Fabricius.

*Papilio vesta*, Fabricius, Mant. Ins., vol. ii, p. 14, n. 130 (1787); id., Donovan, Insects China, pl. xxx, fig. 1 (1799); *Acræa vesta*, Godart, Enc. Méth., vol. ix, p. 233, n. 9 (1819); id., Horsfield, Cat. Lep. E. I. C., pl. iii, fig. 21, larva (1819); *Papilio terpsichore*, Cramer, Pap. Ex., vol. iv, pl. ccxcviii, figs. A—C (1780); *Telchinia issoria*, Hübner, Verz. bek. Schmett., p. 27, n. 220 (1816); *Acræa anomala*, Kollar in Hügel's Kaschmir, vol. iv, pt. ii, p. 425, pl. iii, figs. 3, 4 (1848).

HABITAT: Himalayas, Assam, Upper Burma, Java.

EXPANSE: 2.0 to 3.5 inches.

DESCRIPTION: MALE and FEMALE: UPPERSIDE, both wings fulvous, with the veins black, and more or less broadly bordered with black irrorations. Forewing with the costa and outer margin black, the latter bearing a marginal series of eight fulvous oblong spots, one in each interspace, except the last, which has two. A hook-shaped black mark in the cell, the disco-cellular broadly defined with black, beyond which is a black streak from the costa to the second median nervule, angulated inwards at the third median nervule; a black mark near the base of the first median interspace, and another in continuation below the first median

nervule. *Hindwing* with a series of four blackish spots, one in each interspace outside the cell from the first median nervule; a marginal highly dentate line leaving a series of yellow spots on the margin, one in each interspace, this line more or less coalescing with a submarginal series of diffused spots, the space between them being richer ochreous. **UNDERSIDE**, paler. *Forewing* marked as above, but the space between the angulated discal streak and a submarginal ochreous band whitish; the margin ochreous, bearing a highly dentate blackish line, obsolete at the apex. *Hindwing* with two submarginal black lines, the outer lunulate, the points of each lunule resting on the margin at the ends of the nervules, and the inner irregular, the space between them rich ochreous. Between the inner black line and the end of the cell is a broad band of whitish extending from the costa to the abdominal margin. Collar and costal base of the forewing rich ochreous, body black, marked with two series of round whitish spots. The markings of the female are usually darker than in the male.

*A. vesta* is a very variable species; in some specimens the black markings coalesce everywhere leaving only spots of ochreous on the forewing, which on that wing vary in tone from deep ochreous to pale whitish buff; in others again the black markings are confined to a narrow band on the costa of the forewing, and on the outer margin of both wings bearing a complete series of large ochreous spots; the disco-cellulars of the forewing are broadly black, and all the rest of the nervures of both wings are narrowly pencilled black. Between these two extremes every gradation is found. The size of the insect too varies greatly.

"**LARVA** feeds on the willow-leaved nettle (*Bohemeria salicifolia*). Imago, July to September. Eggs deposited in September, and hatch in about twenty days. Length of young larva three to four lines, entirely black. When about three weeks old they moult and then hibernate, re-appearing in the following April. They moult again early in May, when they assume the red head. The larvæ generally feed on the upper branches of the plant, are gregarious, and drop to the ground when disturbed. Third moult early in June, about the middle of which month they suspend themselves by the tail near the bottom of the stems of the bushes, and there change to the pupa state. The imago appears in about fifteen days, in the first or second week in July. A few come out in August and September, but not in sufficient numbers to constitute a succession of broods. The imago is seldom found far from the food-plant, which grows near running water." (*A. Graham Young, Proc. Zool. Soc. Lond., 1882, p. 243*).

*A. vesta* is found, locally, throughout the Himalayas from the Chenab to Sikkim and extending through the Khasi hills to Upper Burma. Major C. H. T. Marshall has taken it in Chumba in May and June. Mr. A. Graham Young records the following note of its occurrence in Kulu:—

"It is a very local insect, but, where occurring, abundant. It is to be found in wet ravines at from 3,000 to 4,000 feet elevation in Kulu. It is not a rapid flier and is easily captured; when at rest it may be taken with the fingers. It is very constant in its appearance, frequenting the same localities year after year. The imago does not hibernate." (Note by *Mr. A. Graham Young, Proc. Zool. Soc. Lond., 1882, p. 243*.)

Freiherrn v. Hügel took it at Mussoorie; Mr. E. T. Atkinson records it from the submontane tracts of Kumaon. In Sikkim Mr. de Nicéville met with it in profusion at from 2,000 to 7,000 feet elevation in October, the larvæ covering the weeds all along the cart-road between Chunabati and Darjiling; in Simla he only met with it in a limited area of about 200 yards in the bed of a stream; and the Indian Museum has specimens from Bhutan, Sibsagar, the Dafia and Khasi hills, and from Upper Burma.

#### Genus 43.—TELCHINIA, Hübner.

*T. Ichinia*, Hübner, Verz. bek. Schmett., p. 27 (1816); id., Moore, Lep. Cey., p. 65 (1881); *Acræa*, section iv, *Telchinia*, Doubleday, Gen. D. L., vol. i, p. 141 (1848).

"**FOREWING** narrow, triangular; costa slightly arched towards the end, apex scarcely rounded; exterior margin oblique, slightly convex; inner margin short. *Costal* nervure extending to two-thirds of the margin: first subcostal nervule emitted at a short distance before the

end of the cell; second, third and fourth at about equal distances apart beyond the end of the cell; *discoidal cell* long; *disco-cellulars* very oblique, *upper* bent near the subcostal nervure, concave below, *lower* straight; *discoidal* nervules from the angle and end of the upper disco-cellular; *second median* nervule emitted at a short distance before the end of the cell, *first* at one-half the length of the cell; *submedian* nervure slightly recurved. **HINDWING** small, short, broadly ovate; costa straight, outer margin convex; *costal* nervure extending to the apex, *præcostal* nervure slightly bent outward at its end; *first subcostal* nervule emitted at four-fifths from the base; *discoidal cell* long; *disco-cellulars* very oblique, the *upper* concave, the *lower* straight, *discoidal* nervule from their middle; *second median* nervule emitted at a short distance before the end of the cell; *third median* nervule from more than one-half the length of the cell; *submedian* and *internal* nervures slightly recurved. **BODY** slender, abdomen long, last segment of the female furnished with a corneous appendage; *palpi* ascending, stout, finely pilose, second joint projecting slightly beyond the head, third joint very short; *legs* slender; anterior tarsi of the male clothed with short spiny scales, fore tarsi of the female armed with a pair of spines on each joint; *antennæ* abruptly clavate." (Moore, l. c.)

This genus is represented by but a single species in India, which seems chiefly confined to the plains, seldom ascending into the mountains. It occurs in the moister tracts of eastern continental, and throughout peninsular India and in Ceylon, where it has been taken up to 4,000 feet elevation. There are numerous species of this group in Africa and Madagascar.

#### 298. *Telchinia violæ*, Fabricius.

*Papilio violæ*, Fabricius, Syst. Ent., p. 460, n. 74 (1775); *Acraea violæ*, Horsfield, Cat. Lep. E. I. C., pl. viii, figs. 2, larva; 3 a, pupa (1809); *Telchinia violæ*, Moore, Horsfield and Moore, Cat. Lep. E. I. C., vol. i, p. 135, n. 272, pl. v, figs. 1, larva; 1a, pupa (1857); idem, id., Lep. Cey., p. 66, pl. xxxiii, figs. 1, male; 1a, female; 1b, larva and pupa (1881); *Papilio cepheæ*, Cramer, Pap. Ex., vol. iv, pl. ccxcviii, figs. D, E (1780); *Telchinia cepheæ*, Hübner, Verz. bek. Schmett., p. 27, n. 213 (1816).



**HABITAT:** India, Ceylon.

**EXPANSE:** 1·8 to 2·5 inches.

**DESCRIPTION:** "MALE: **UPPERSIDE**, both wings ochreous-red. *Forewing* with a small black spot and an oblique streak within the cell, a large disco-cellular streak, an upper discal oblique series of four small spots, a single spot below these, and another between the median and submedian nervures; costal margin black speckled, exterior margin and up the veins for a short distance, black. *Hindwing* with a small black spot at the end of the cell, another on the costal border, and a black marginal band traversed by a series of pale yellow spots. **FEMALE** paler, with the markings and marginal band broader, the *hindwing* also having two black spots in the cell, two on the disco-cellular nervule, and a curved discal series beyond. **UNDERSIDE:** MALE glossy red; black spots and marginal border of the *forewing* as on the upperside, the latter bordered inwardly with yellowish-white. *Hindwing* with a basal cluster of five black-ringed white spots, two costal black spots, three discoidal and a discal outer series of smaller spots; the marginal band with larger yellowish-white spots and inner border. **FEMALE** duller coloured. *Hindwing* pale yellowish-ochreous, marked as above, also with a basal cluster of ochreous-white black-ringed spots, and the marginal band with larger spots."

"LARVA pale purple-brown; the segments armed with six rows of lengthened branched spines. Feeds on *Cucurbitacæ*. PUPA reddish-white, streaked with black; the abdominal streaks spotted with red." (*Moore*, l. c. in *Lep. Cey.*)

This species is less variable than *P. zesta*, but in some specimens many of the black spots are obsolete. Mr. de Nicéville has taken it commonly in Calcutta throughout the year. It is not uncommon in Sikkim, and Mr. E. T. Atkinson records it from the submontane districts of Kumaon; which is probably its westerly limit in the north. It is found in the moister parts of the Peninsula on both coasts; we have specimens from Malwan on the west coast, and from Rajamundry on the East; and there are specimens in the Indian Museum, Calcutta, from Badrachallum, Madras City, Bangalore and Trevandrum. "Found generally in Ceylon in the plains and up to about 4,000 feet throughout the year." (*Mackwood*). "Common at Kandy." (*Wade*).

The figure shows the upper and undersides of a male specimen from Calcutta, in the Indian Museum, Calcutta.

# INDEX TO VOL. I.

[Specific names are printed in small type (*actæa*); specific synonyms and varieties in italics (*adamsoni*); generic names in small capitals (ACRÆA); generic synonyms in small capital italics (*AEMONA*); subfamily and family names in large capitals (ACRÆINÆ); and subfamily and family synonyms in large capital italics (ACRÆIDÆ).]

- ACRÆA, 318, 319.  
 ACRÆIDÆ, 317.  
 ACRÆINÆ, 13, 17, 19, 317.  
*actæa*, 185, 186.  
*adamsoni*, 62.  
 ADOLIAS, 8, 9, 21, 300, pl. ii.  
*adolphi*, 123.  
*ægeria*, 178.  
*ægyptius*, 50.  
*ægyptus*, 59, 66.  
*ælianus*, pl. i.  
 ÆMONA, Frontispiece, 261, 283, 302.  
 ÆMONA, 302.  
*afra*, 243.  
*agamarschana*, 24, 27-29.  
*agamemnon*, pl. i.  
*agave*, 189, 190.  
*aglea*, 35, 38-41, 174, pl. vi.  
*agleoides*, 34, 35, 40, 41.  
 ALËNA, 318.  
*alberta*, 143, 147.  
*alcathoë*, 66, 80, 85-87, 90, 92, pl. ix.  
*alcidice*, 69.  
*alcippe*, 51.  
*alcippus*, 49, 51, 52, 265, 267.  
*alcyone*, 189.  
*aliris*, 304, 307, 308.  
*alopia*, 60.  
*amardæa*, 207, 210.  
*amasina*, 186.  
 AMATHUSIA, 17, 19, 281, 282, 285, 288, 304, 308.  
*amathusia*, Frontispiece, 302, 303.  
*amazonla*, 318.  
 AMBLYPODIA, 9, pl. ii.  
 AMECERA, 96, 176-178, 183, 213, pl. xv.  
 AMECHANIA, 97, 99.  
*amethystus*, 286, 288.  
*amythaon*, 285, 289-293.  
 ANADEBIS, 96, 97, 99, pl. xiv.  
*analogæ*, 193, 194.  
*anaxias*, 105-107, pl. xvi.  
*anaxioides*, 105-107.  
*andamanensis*, 80, 84.  
*andersoni*, 163, 168.  
*angularis*, 236, 237, pl. xvi.  
*annada*, 244-247, pl. xv.  
*anomala*, 318.  
*anthe*, 183, 192-194.  
*antileæa*, 187.  
 ANTIRRHÆA, 261.  
*anysis*, 139, 140.  
 APATURA, 21.  
*arcadia*, 140.  
*arcensia*, 256.  
*arcesilaus*, 313, 314.  
*archæa*, 261.  
*arcuata*, 149.  
*arete*, 149, 150.  
*arethusæ*, 185, 186.  
*argentina*, 237.  
 ARGYNNIS, 13.  
*ariaspa*, 220, 224.  
*aristides*, 295.  
*aristolochiæ*, pl. i.  
 ARTEMISIÆ, 202.  
 ASCLEPIAS, 47, 51.  
*asela*, 57, 79-82, 90.  
*aspasia*, 35, 37.  
*aspasius*, 37.  
*assama*, 313, 314.  
*asterie*, 13, pl. i.  
*asterope*, 220, 223-227.  
*aswa*, 251-256.  
 ATHYMA, 8, 9, 21, pl. ii.  
*atkinsonia*, 163, 164, 166, 170.  
 AULOCERA, 96, 97, 176, 194, 195, 239, pl. xvi.  
*autonoë*, 186.  
*avanta*, 214, 218-220.  
*avatara*, 196, 197.  
 AVES, 169.  
*baladeva*, 163, 164, 167.  
*baldiva*, 178, 183, 188, 205.  
*baldus*, 216.  
 BAMBUSA, 298.  
*banksia*, 257-259.  
*basilissa*, 74.  
*bela*, 251, 254-256, 258.  
*belia*, 23, 26, 31.  
*berœ*, 149, 150, 187.  
*bhadra*, 170-172.  
*bhairava*, 138-140.  
*bbima*, 4, 170, 172, pl. xi.  
 BIA, 281.  
*BIBLIS*, 264, 266, 273.  
*binghami*, 4.  
*binotata*, 90, 93.  
 BLANANDA, 169.  
*blasius*, 114-116, 118, pl. xvi.  
*boberi*, 193.  
 BOHÆMERIA, 319.  
*bolanica*, 213, 221, 231, 232.  
*brahminus*, 195, 197-200, 239.  
 BRASSOLINÆ, 19, 281, 282.  
*bremeri*, 63, 76, 78.  
*briseis*, 191-193.  
*bryce*, 185, 186.  
*busris*, 284, 285.  
 BYBLIA, 263, 264.  
*cadelli*, 24, 28, 29, pl. iv.  
*calesia*, 183, 190, 191.  
 CADUGA, 31.  
*cadusia*, 205, 207.  
 CALLEREBIA, 97, 213, 230, 231, 240, 241, 243, 249, pl. xv.  
 CALLIPLÆA, 58, 67, 71, 73.  
*callithoë*, 93, 277.  
 CALOTROPIS, 51.  
 CALYSISME, 104, 114, 123, 126, 127.  
*camadeva*, 309-311.  
*camaralzeman*, 58, 76, 77.  
*cambodia*, 309, 311.  
*camorta*, 58, 77, 80, 82, 85, 86, 272.  
*canens*, 313.  
*cashapa*, 244, 247.  
*cashmirensis*, 177, 178.  
*casiphone*, 274, 275.  
*castelnaui*, 58, 71, 72.  
 CATOPSILIA, 13.  
*caucasica*, 187, 193.  
*caudata*, 265-267, 270, 271, 276.  
*caumas*, 140, 141.  
 CEDRELA, 43.  
 CEDRUS, 200.  
*celinde*, 294-298.  
*cephæa*, 320.  
*cephæus*, 114, 118.  
*ceylanica*, 35, 36, 39, 40, 82.  
*ceylonica*, 39.  
*ceylonica*, 221, 227, 228.  
*chandica*, 143, 148, 149.  
*charaka*, 109, 110.  
 CHARAXES, 9, 21.  
*cheena*, 201, 205, 206.  
*chenu*, 228.  
*chenui*, 221, 227-229.  
 CHIONOBAS, 238.  
*chirona*, 55.  
 CHITTIRA, 31, 41, 42, 44.  
*chloë*, 59, 66.  
*chrysiptæ*, 50.

- chrysippus, 22, 49-54, 265, 266, 269, pl. vii.  
*cinerea*, 112.  
 circe, 194.  
 CISSUS, 55.  
 clarae, 4.  
*claudia*, 71, 74.  
 cleona, 35-37.  
 CLEROME, 17, 261, 263, 281, 283, 284, 302, 312, 315.  
 clotho, 191.  
 COCCOS, 290.  
 CŒLITES, ii, 96, 97, 99, 100, 137, 204, pl. xiii.  
 coenonympha, 208, 210, 211.  
 comara, 203.  
 consimilis, 91.  
 constantia, 258, 259.  
*cora*, 81.  
 cordula, 186.  
 core, 22, 57-59, 67, 74, 75, 79-83, 85, 90, pl. ix.  
 coreoides, 58, 90, 91.  
*corda*, 66, 80, 81.  
 corticaria, 220, 223.  
*corus*, 81.  
 cottonis, 265, 266, 268, 276.  
 crameri, 78, pl. viii.  
 crassa, 59, 62-64, 92.  
 CRASTIA, 57, 58, 76, 79, pl. viii.  
 crishna, 134-136, pl. xiv.  
 crisilda, 235, pl. xv.  
 crocea, 35, 37, pl. v.  
 CRYPTOLEPIS, 40.  
 CUCURBITACEÆ, 321.  
 CULAPA, 104, 126, pl. xvi.  
 cupreipennis, 58, 76-78.  
 curasavica, 51.  
 cygnus, 300, 301.  
 CYLLO, 135, 250.  
 CYLLOGENES, i, 97, 250, 260, pl. xiii.  
 CYRESTIS, 21.  
 daksha, 244, 248.  
 DALAPA, 110.  
 damaris, 174, pl. xiii.  
 DANAIDA, 31.  
 DANAIDÆ, 21.  
 DANAINÆ, 13, 17, 19, 21, 22, 54, 174.  
 DANAI, 7, 13, 14, 21-23, 30, 31, 97, 98, 174, 264-267, 269, 271, 274, pl. v-vii.  
 DANAUS, 21, 31.  
 daos, 30, pl. v.  
 daretis, 141, 144, 151.  
 DASYOMMA, 132.  
 davendra, ii, 201, 203-205, pl. xv.  
 DEBIS, 99, 136.  
 deione, 80, 86-90.  
 deliades, 162.  
 DELIAS, 276, 278.  
 deodara, 200.  
 descumbesi, 278.  
 diademoides, 98, pl. xiv.  
*diardi*, 30.  
 diffusa, 183, 186.  
 digna, 183, 189.  
 dinarbas, 144, 155.  
*diniche*, 132.  
*diocletia*, 71.  
 diocletianus, 59, 60, 71.  
 diores, 304-307.  
 DIPTERA, 132.  
 dirphia, 163, 168.  
 DISCOPHORA, 19, 281, 283, 293, 294, 299-302.  
 discrepans, 267, 268.  
 distans, 143, 145, 147-149.  
 dolopes, 143, 146, 147.  
 dorippus, 49, 52.  
*doris*, 111.  
 doubledaii, 286-288.  
*doubledayi*, 86, 87.  
 drusia, 114, 116, 117, 119.  
 DRUSILLA, 264, 281, 315.  
 dryas, 194.  
 drypetis, 141, 142, 144, 150-152.  
 dura, 4, 103, 165.  
 duryodana, 251, 256-258.  
*dusara*, 271, 272.  
 DYCTIS, 264, 266, 271, 275, pl. xvii.  
 dynsate, 139, 142.  
 dyrta, 144, 152, 153, pl. x.  
 dysdora, 207.  
 elegans, 237.  
 elisa, ii, 71, 72, pl. viii.  
 ELYMNIAS, 9, 13, 19, 22, 95, 250, 264, 276, pl. i, xvii.  
 ELYMNIINA, 263.  
 ELYMNIINÆ, 11, 13, 17, 19, 20, 261, 263, 282.  
*embolina*, 150.  
*enervata*, 193, 194.  
 ENISPE, 19, 283, 297, 299, 302.  
 ENOPE, 169-171.  
 EPHEDRA, 202.  
*ephyre*, 43.  
 epiminthia, ii, 100-102, pl. xiii.  
 EPINEPHELE, 96, 176, 179, 201, 213.  
 EPINEPHILE, ii, 201, pl. xv.  
 EREBIA, 21, 97, 177, 213, 238, 239, 243, pl. xv.  
 ERGOLIS, 17, 19, 263, 264.  
 erichsonii, 59, 62-64.  
 ERITES, 97, 235, pl. xvi.  
 ERYCININÆ, 20.  
 esaka, 276, 278, 279.  
 esperi, 79, 82, 83.  
 ETHOPE, 99.  
*eudora*, 30.  
 eudora, 202, 204.  
 EUMENIS, 184, 187.  
 eumeus, 313, 315.  
 eunice, 67-69.  
 EUPHORBIIUM, 51.  
 EUPLŒA, ii, 13, 14, 21-23, 31, 57, 79, 95, 97, 98, 264, 272, 274, 276-278, pl. vii-ix.  
 EUPLŒINÆ, 21.  
 EUPTYCHIA, 235.  
 euptychioides, 102.  
 europa, 137, 143, 147, 149, 157.  
 EURYTELA, 17, 19, 263.  
 EURYTELIDÆ, 19, 263.  
 euthymius, 300, 301.  
 eversmanni, 178.  
 exprompta, 14, 32-34, 82.  
 falcipennis, 236, 237.  
 FAUNIS, 312, 313.  
 faunula, 315.  
*fervida*, 133.  
 FICUS, 75.  
 francisca, 107.  
 fraterna, 265, 266, 268, 269.  
*frauenfeldi*, 83.  
*frauenfeldii*, 79, 82, 83.  
*fumata*, 44.  
*fusca*, 132.  
 fuscum, 132.  
 galathea, 191, 194.  
*gamaliba*, 113.  
 GABERIS, 103, 107, 108, 110.  
 garuda, 21, pl. ii.  
 gautama, 45, 46.  
 genutia, 7, 22, 49, 52-56, 265, 271.  
*genutius*, 52.  
 gerardiana, 200.  
 geyeri, 189, 190.  
 gigantea, 51.  
 glaucippe, 9, pl. ii.  
 gloriola, 37.  
 GNOPHODES, 259.  
 gnophodes, 251, 259.  
 goalpara, 163, 165, 166.  
 godartii, 58, 80, 84, 85, 92.  
 gokala, 251, 255, 256.  
 goolmurga, 208, 211, 212.  
 gopa, 107.  
 goschkevitschii, 173.  
 gotama, 109, 110.  
 gracilis, 314.  
 GRAMINACEÆ, 202.  
 GRAMINÆ, 257.  
 grammica, 34-36, 40, 41, 82.  
 grantii, 59, 65.  
 grotei, 58, 90-92.  
 gyllenhalii, 79.  
 hadeni, 24, 25, 28, 29, pl. iv.  
 hamata, 48.  
*hamilcar*, 111.  
*hanifa*, 193, 194.  
 HANIPHA, 139, 141.  
 HEBOMOIA, 9, pl. ii.  
*hegesippe*, 55.  
 hegesippus, 49, 55, 56.  
 heidenreichii, 192.  
 HELICONINÆ, 19, 318.  
 heri, 128.  
 hermione, 189, 194.  
 herta, 195.  
*hesione*, 111-113.

- HESPERIDÆ*, 9, 10, 13, 18, 20.  
*HESPERIIDÆ*, 213.  
*HESTIA*, 21-23, 30, 31, pl. iii, iv.  
*HETEROCERA*, 7.  
*HETERONYMPHA*, 170.  
*hewitsoni*, 277.  
*hewitsonii*, 243.  
*hilda*, 134, 136.  
*himachala*, 99, pl. xiv.  
*HIPIO*, 97, 250, 258, 259.  
*HIPPARCHIA*, 9, 96, 97, 176, 178, 179, 182, 195, 201, 239, pl. xvi.  
*hippodice*, 185.  
*hispulla*, 206.  
*hopei*, 90, 92-94, 278, pl. ix.  
*howqua*, 309, 311.  
*hubneri*, 189, 226, pl. xvii.  
*huebneri*, 183, 189-191, 221, 226-231.  
*humilis*, 102.  
*hyagriva*, lii, 220, 226, 233, pl. xvii.  
*hybrida*, 244-247.  
*HYPANIS*, 19, 263.  
*HYPHTHIMA*, 213.  
*HYPOCISTA*, 249.  
*HYPOLIMNAS*, 22.  
*hyrania*, 140, 144, 154-156.  
  
*ida*, 207.  
*IDEA*, 23, 30.  
*idea*, 24, 26.  
*IDEOPSIS*, 23, 30, pl. v.  
*illustris*, 59, 63, 64, 66.  
*incerta*, 98.  
*INDALASA*, 126.  
*indecora*, 214, 217-219, 225, 227.  
*indica*, 278.  
*indistans*, 114, 120-122.  
*inica*, 214, 218, 220, 225, 227.  
*inguinala*, 73.  
*INSECTA*, 7.  
*intermedia*, 244, 247.  
*interposita*, 201, 204, 206.  
*IPTHIMA*, 213.  
*irawada*, 59-62.  
*ISAMIA*, 58, 60, 66.  
*isana*, 154-156.  
*ISMENE*, 9, pl. ii.  
*ismene*, 2, 251, 253, 256-258, 262, pl. i, xii.  
*issorica*, 318.  
  
*jaffra*, pl. i.  
*jalaurida*, 163, 164, 166, 167, pl. x.  
*janardana*, 120, 128.  
*janira*, 205, 207.  
*jasonia*, 23, 24, 27-29, pl. iii.  
*JUNONIA*, 2, 13, pl. i.  
*junonia*, 131, 132, pl. xvi.  
*justina*, 114, 116, 117, 119.  
*juventa*, 32, 34.  
*lynx*, 206.  
  
*KABANDA*, 104, 127, 128.  
*kalinda*, 240-242.  
*KALLIMA*, 2, 21, 281, 282, 285, 289.  
*kalmuka*, 242, 243.  
*kansa*, 143-145.  
*kaufmanni*, 194.  
*khasiana*, 127, 170, 172.  
*kirghisa*, 207.  
*klugii*, 59, 64-66.  
  
*lachesis*, 191.  
*laestrygonum*, ii.  
*laestrygonum*, Frontispiece.  
*lais*, 274, 275.  
*lalassis*, 114, 115.  
*LAMPIDES*, pl. i.  
*langi*, 128, 130.  
*lanhana*, 91.  
*lara*, 216.  
*laroides*, 216.  
*LASIOMMATA*, 169, 175-178, 182.  
*latiariis*, 138, 140, 154.  
*layardi*, 79, 82, 83. [pl. i.  
*leda*, 2, 13, 251-255, 258-260.  
*ledereri*, 73.  
*lehana*, 183, 188, pl. xvi.  
*LEMONIDÆ*, 18, 21.  
*lena*, 302.  
*leonteus*, 313.  
*leopardus*, 47.  
*lepcha*, 128, 130, 131.  
*lepida*, 294, 295, 297, 301.  
*LEPIDOPTERA*, 7.  
*LEPTOCIRCUS*, 13.  
*LETHE*, 13, 96, 97, 99, 101, 134, 136, 164, 169, 250, pl. x, xi.  
*leucocyma*, 265, 273, 274, 276-278, pl. xvii.  
*leucogonys*, 59, 67, 69.  
*leucothoe*, 9, 21, pl. ii.  
*LIBYTHÆINÆ*, 13, 18, 20.  
*LIBYTHEA*, 9, 21.  
*ligea*, 243.  
*limborgii*, 58, 80, 86, 87, 89.  
*limniaca*, 45, 47.  
*limniaca*, 45-48, 274.  
*LINNAS*, 60.  
*luteata*, 24, 26.  
*lisandra*, 219.  
*LOESA*, 104, 132, 133.  
*lotis*, 56.  
*louisa*, 4, 309, 311.  
*lowii*, 71, 134.  
*lubentina*, 9, 21, pl. ii.  
*lucipor*, 304, 306, 307.  
*lunaris*, 136.  
*lurida*, 114, 115.  
*lutescens*, 273, 276.  
*lutescens*, 36.  
*luxerii*, 287, 288, 292.  
*LYCÆNIDÆ*, 8, 9, 13, 18, 20, 213.  
*lycaon*, 203-207.  
*lynceus*, 22, 24-28.  
*lysandra*, 223, 230, 231.  
  
*MACROPLÆA*, 58, 71, pl. viii.  
*macrophthalmus*, 184.  
*maera*, 178, 180.  
*maeroides*, 179, 181, 182.  
*maerula*, 179, 180.  
*magnifica*, 94.  
*maianeas*, 108.  
*maitrya*, 157, 160, 161, 167, pl. x.  
*maiza*, 208, 211, 212, pl. xv.  
*malabarica*, 24, 26, 27.  
*malayica*, 76, 79.  
*malclis*, 273.  
*malgara*, 125, 128-130.  
*malgarida*, 127.  
*mandane*, 203, 204.  
*mandata*, 111, 113.  
*mandosa*, 111, 113.  
*mani*, 240, 242, pl. xv.  
*MANIOLA*, 239.  
*MANTIS*, 318.  
*maracandica*, 242.  
*margarita*, 14, 58-60, 62, 78, 89, 92.  
*margaritæ*, 134, 136.  
*margites*, 132.  
*MARMORATA*, 252.  
*MARMOREA*, 149.  
*marshalli*, 4, 262.  
*marshallii*, 214, 217, 227.  
*MARTANDA*, 128.  
*masoni*, 4, 59, 62, 64, 92, 138, 157, 159, 286, 288.  
*mazares*, 74.  
*medura*, 236, 237.  
*medus*, 111-113.  
*megæra*, 178.  
*megamede*, 128.  
*mekida*, 269, 270.  
*mekara*, 140, 143, 145, 148, 149, pl. xi.  
*MELANARGIA*, 191, 194, 195.  
*melancholica*, 243.  
*melane*, 43.  
*melaneus*, 42, 43, pl. v.  
*melanippe*, 55.  
*melanippus*, 49, 53, 56.  
*MELANITIS*, iii, 2, 9, 13, 21, 95, 97, 250, 259, 260, 262, 264, 295, pl. i, xii.  
*MELANOCYMA*, 315.  
*melanoleuca*, 35, 38.  
*melissa*, 32, 45, 40.  
*memnon*, 2, 11.  
*menava*, 179-182.  
*menetho*, 295.  
*menetriesii*, 80, 86, 87, 89.  
*merope*, 170.  
*mestra*, 124.  
*methora*, 214-216, 218, 227.  
*microsticta*, 90, 93, 94.  
*midama*, 74.  
*midamis*, 60.  
*midamus*, 60, 71, 74-76, 79, 265, 273, 274, pl. viii.  
*mimus*, 264, 205, 271, 273.  
*minerva*, 138, 140, 149.  
*mincus*, 114, 121, 127.

- MITOCERUS*, 288.  
*mnaicles*, 126, pl. xvi.  
*modesta*, 76-78.  
*montana*, 90, 91.  
*moorei*, 125, 126, 170, 173,  
 175, 176, pl. xv.  
*MORPHIDÆ*, 281.  
*MORPHINA*, 281.  
*MORPHINÆ*, 11-13, 17,  
 19, 20, 134, 261, 263, 264,  
 281, 302.  
*MORPHO*, 1, 281, 282.  
*motschulskii*, 214, 215, 224,  
 229.  
*motschulskiji*, 214.  
*motschulskiyi*, 214.  
*mulciber*, 76.  
*MUTABILIS*, 60.  
*MYCALENIS*, 4, 13, 96, 97, 99,  
 100, 102, 137, 234, 263, pl.  
 xvi.  
*mycena*, 256.  
*MYDOSAMA*, 132.  
*MYRINA*, pl. i.  
  
*nada*, 139, 246.  
*nala*, 110.  
*narasingha*, 220, 225-227.  
*nareda*, 214, 215, 220-224,  
 pl. xvii.  
*narica*, 201, 203-205.  
*naricina*, 204, 205.  
*NARMADA*, 58, 90, 91.  
*naubidensis*, 210.  
*nautilus*, 114, 120.  
*necho*, 294-297.  
*NECTARIA*, 23, 24, 27.  
*neelgheriensis*, 153.  
*neelgheriensis*, 144, 153.  
*neelgheriensis*, 153.  
*NEMEOBIINÆ*, 13, 18, 20.  
*NEONYMPHA*, 234.  
*NEOPE*, 4, 96, 137, 164, 169,  
 176, pl. xi.  
*NEOPUS*, 169.  
*NEORINA*, 96, 97, 99, 133,  
 174, pl. xiv.  
*neoza*, 204, 208-210.  
*NERIUM*, 81, 82.  
*nesippus*, 49, 55, 56.  
*newara*, 215, 220, 222, 223.  
*newboldi*, 214, 216.  
*nicetas*, 157, 161, 164.  
*nicobarica*, 14, 32, 34, 82.  
*nicotia*, 128, 129.  
*nigrescens*, 267, 268.  
*nikæa*, 213, 221, 226, 232, 233.  
*nilgiriensis*, 42, 43, pl. vi.  
*nipalensis*, 49, 54.  
*nirmala*, 244-248.  
*NISSANGA*, 96, 104, 131, 132.  
*norma*, 224.  
*nothis*, 100-102.  
*noureddin*, 304, 306, 307.  
*nourmahal*, 309, 311, 312.  
*novaræ*, 59, 67, 68.  
*nox*, 13.  
*nucifera*, 290.  
  
*NYMPHALIDÆ*, 9, 17-19,  
 21, 281.  
*NYMPHALINÆ*, 13, 17, 19,  
 263, 264, 281, 282, 285, 297.  
  
*obnubila*, 264, 265, 272.  
*ochsenheimeri*, 79.  
*oculata*, 109, 110.  
*oculus*, 4, 123, 124, pl. xvi.  
*odana*, 304-306.  
*odorum*, 81.  
*oedipodea*, 9.  
*œdipodia*, pl. ii.  
*ONEIS*, 97, 238, pl. xv.  
*oleander*, 82.  
*onatas*, 123.  
*ordinata*, 214, 218-220, 227,  
 232, pl. xvii.  
*OREAS*, 149, 252.  
*ORINOMA*, 96, 97, 99, 134,  
 173, pl. xiii.  
*orixa*, 243-246.  
*ORNITHOPTERA*, 1, 13.  
*oroatis*, 133.  
*orseis*, 110.  
*ORSOTRIENÆ*, 96, 104, 110,  
 111.  
*ostrea*, 109.  
*otrea*, 109, 120.  
  
*PACHAMA*, 104, 124, 125.  
*padma*, 194-198, 200.  
*pallascens*, 206, 207.  
*PALMACEÆ*, 268.  
*pandocus*, 214, 215, 220, 223.  
*pantnera*, 271, 272.  
*PAPILIO*, Frontispiece, ii, 2,  
 4, 9, 13, pl. i, ii.  
*PAPILIONIDÆ*, 9, 10, 12,  
 18.  
*PAPILIONINÆ*, 13, 18, 20,  
 22, 261, 318.  
*PARANTICA*, 31, 35, 39.  
*PARANTIRRHŒA*, 4, 95, 97,  
 250, 261.  
*PARANTIRRHŒA*, 261.  
*PARARGE*, 96, 97, 176-178.  
*PAREBA*, 318.  
*parisatis*, 183, 184, 203, pl. xvi.  
*parmeno*, 259.  
*PARNASSIUS*, 9, 13, 318.  
*parthica*, 185, 186.  
*patna*, 271, 276, 277.  
*patnia*, 131, 132.  
*peali*, 266, 276.  
*pealii*, Frontispiece, 302, 303.  
*pelopea*, 187, 193.  
*penanga*, 264, 265, 269-271.  
*PENTHIMA*, 4.  
*perdicias*, 107.  
*persephone*, 192, 193.  
*perseus*, 114, 120-123, 130.  
*PERSICARIA*, 167.  
*persimilis*, 32, 34.  
*phædra*, 194.  
*phænareta*, 71.  
*phedima*, 259.  
*phidippus*, 285, 288-292, 308.  
  
*philene*, 49, 54, 55.  
*philomela*, 35-37, 214-219, 226,  
 227, 234.  
*philomelus*, 216.  
*phæbus*, 72.  
*PIERIDÆ*, 278.  
*PIERINÆ*, 9, 13, 18, 20-22,  
 174.  
*PIERIS*, 276.  
*pimpla*, 183, 185, 186.  
*PINUS*, 200.  
*pinwilli*, 80, 89.  
*pinwillii*, 89.  
*plexippus*, 49, 52-55.  
*poeyi*, 88.  
*polyctor*, 13.  
*polydecta*, 114, 119, 120.  
*polytes*, 2, 9, pl. ii.  
*porthaon*, 293.  
*portheus*, 288, 289, 291-293,  
 304.  
*pronoë*, 243.  
*proserpina*, 194.  
*prothoë*, 72, 73.  
*protogenia*, 266.  
*pseudaliris*, 304, 307, 308.  
*psyche*, 191.  
*pulaha*, 170, 171, pl. xi.  
*pulchella*, 208-210, pl. xv.  
*pulchra*, 208-210.  
*pumilus*, 238, 239, pl. xv.  
*purana*, 143, 146.  
  
*RADENA*, 30-33, 45.  
*radza*, 105, 106.  
*RAGADIA*, 95-97, 213, 234,  
 pl. xv.  
*ramdeo*, 304-307.  
*ravennæ*, 253.  
*regeli*, 190.  
*rhadamanthus*, 59, 60, 69-71,  
 pl. vii.  
*rhadamia*, 69.  
*RHAPHICERA*, 96, 97, 175,  
 176, 252, pl. xv.  
*RHOPALOCERA*, 7, 17, 213.  
*robinsoni*, 221, 227, 229, 230.  
*rogenhoferi*, 59-62, 65.  
*rohria*, 137, 138, 144, 155-159.  
*roxane*, 201-203.  
*rudis*, 128, 130, 131.  
*runeka*, 111-113, pl. xvi.  
  
*SACCHARUM*, 253.  
*SADARGA*, 103, 108, 109, 110.  
*saitis*, 249, pl. xvii.  
*sakra*, 215, 221, 232-234, pl.  
 xvii.  
*SALATURA*, 7, 31, 48, 50, 52,  
 271.  
*salicifolia*, 319.  
*SALPINX*, 14, 57-59, 71, pl.  
 vii.  
*SAMANTA*, 104, 124, 125,  
 128.  
*samba*, 114-116.  
*samio*, 143, 145-149.  
*sanatana*, 107, 108.

- sangaica, 128.  
 saraswati, 195-197, 200.  
 SATOA, 108.  
 satricus, 175, 176.  
 satyavati, 144, 154.  
 SATYRIDÆ, 95.  
 SATYRINÆ, 2, 9, 13, 17,  
 19, 21, 95, 263, 282.  
 SATYRUS, 141, 176, 182, 201,  
 235.  
 saüeri, 265, 273-275.  
 scanda, 101, 138, 139, 243-  
 247.  
 schakra, 178-182, pl. xv.  
 scherzeri, 80, 82, 85, 86.  
 scudleri, 79.  
 scylax, 249, 250, pl. xvii.  
 scylla, 195, 198-200.  
 semele, 9, 184, 186, 187, 189.  
 septentrionis, 45, 46, 48, pl.  
 vi.  
 sepulchralis, 77.  
 serbonis, 144, 155.  
 serrata, 43.  
 shallada, 240, 241, pl. xv.  
 shandura, 183, 191-193.  
 siamensis, 84.  
 sibo, 243.  
 sideria, 157, 159, 160.  
 sidonis, 142, 157, 159-161.  
 sihala, 139, 141.  
 similis, 14, 32-34, 38, 48.  
 simulatrix, 58, 76.  
 singala, 214, 219, 221, 226,  
 230, 231.  
 singhala, 271, 276, 277.  
 sinhala, 58, 59, 66, pl. vii.  
 sinorix, 142-145, 164.  
 sita, 42, 99.  
 splendens, 60, 65, 277.  
 STICHOPTHALMA, 283, 304,  
 308.  
 STICTOPLÆA, 58, 89, 90, 278,  
 pl. ix.  
 suaveolens, 124, 125.  
 subdita, 57, 79-82.  
 subfasciata, 114, 120, 122,  
 sudra, 110, 126.  
 sumatrana, 270.  
 superba, 58-62, 64, 65, 276,  
 277.  
 superbis, 60.  
 sura, 163-165, 169.  
 suradeva, 1, 260, pl. xiii.  
 SURALAYA, 110.  
 surkha, 133.  
 suyudana, 251, 253-255.  
 swaha, 195-198, 200.  
 tabella, 221, 234.  
 tabitha, 120.  
 TÆNARIS, 264.  
 tambra, 251, 255.  
 TANSIMA, 157-159.  
 taprobana, 31, 42, 44.  
 TEINOPALPUS, 13, 18.  
 TELCHINIA, 318, 319.  
 TELINGA, 104, 123.  
 telmessia, 207.  
 terpsichore, 318.  
 THAUMANTIS, 1, 4, 21, 283,  
 302, 304, 308, 315.  
 thelephassa, 183, 187, 188.  
 THEOPE, 99.  
 thoüsa, 69.  
 thora, 214, 221, 231.  
 THYCA, 278.  
 thycana, 278.  
 timandra, 265, 266, 274-276.  
 timoleon, 9, pl. ii.  
 tinctoria, 265, 267.  
 TIRUMALA, 31, 45, 47-49.  
 todara, 144, 151.  
 TREPSICHOIS, 57, 58, 69,  
 74, 76, pl. viii.  
 tristic, 251, 253, 254, pl. xii.  
 tullia, 295, 298, 299.  
 turanica, 242.  
 tyndarus, 243.  
 tytia, 31, 42, 43.  
 undularis, 13, 264-272, 277,  
 pl. i, xvii.  
 vamaña, 258.  
 VANESSA, 21.  
 varaha, 251, 255, 256.  
 vasudeva, 276, 278, pl. xvii.  
 verma, 138, 157-159, pl. x.  
 vermiculata, 57, 63, 79-81.  
 vesta, 318, 319, 321.  
 vestigiata, 59, 67-69.  
 vicinus, 102.  
 vindhya, 143, 145-147.  
 viola, 318, 320.  
 VIRAPA, 103, 104, 107, 109.  
 virbius, 194.  
 visala, 114, 120-123, pl. xvi.  
 visrava, 157, 161, 162.  
 vitrina, 38.  
 vulgaris, 14, 32, 33, 48.  
 wagneri, 204.  
 wallacci, 286.  
 werang, 198.  
 weranga, 195, 198-200, pl. xvi.  
 westwoodii, 289, 291-293.  
 XANTHOTÆNIA, 19, 281-284,  
 302.  
 yama, 163, 164, 169, 170, pl.  
 x.  
 YPHTHIMA, 212, 213.  
 YPHTHIMA, iii, 21, 95-97, 201,  
 212, 234, 235, pl. xvii.  
 yphtimoides, 221, 230.  
 zal, 295, 298, 299.  
 zaleucus, 13.  
 ZETHERA, 95-99, pl. xiv.  
 ZEUXIDIA, 4, 17, 19, 281, 282,  
 285, 292, 302.  
 ZIBOETES, 248.  
 ZIPÆTIS, 248, 249.  
 ZIPÆTIS, 248, pl. xvii.  
 ZIPÆTES, 97, 248.  
 zitenius, iii, 251, 258, 259,  
 pl. xii.  
 ZOPHOESSA, 4, 96, 97, 136,  
 137, 162, 163, 170, pl. x.  
 zopyrus, 120.

NOTE.—Part I, containing the title page, dedication, list of illustrations of Vol. I, glossary of technical terms, preface, introduction, and pp. 21-94, with Frontispiece and Plates I-IX, was published in August, 1882. Part II, containing pp. 95-327, with Plates X-XVI, was published in August, 1883.

END OF VOL. I.



Fig. 19. *ECHIOESSA JALACRIDA*, de Nicéville.

♂



Fig. 20. *LETHE MAIVRYA*, de Nicéville.

♂



Fig. 21. *ECHIOESSA YAMA*, MOORE.

♂



Fig. 22. *LETHE DARYA*, FOLDER

♂

♀



Fig. 23. *LETHE VERMA*, FOLDER

♂



FIG. 21. *LETHE MERRANA*, MOORE



FIG. 22. *NEOPE FULANA*, MOORE ♀




FIG. 23. *DASYNE NISHIDA*, MARSHALL ♀



Fig. 27. *MELANITIS TRINITIS*, Felder. ♂



Fig. 28. *MELANITIS IMMENS*, Cramer. ♂



Fig. 29. *MELANITIS TYRAEA*, Herbert. ♀




FIG. 30. *GILLOGENES SUDAEVA*, Moore.




FIG. 31. *URELETE XERANTHUSA*, Woodcock. ♂



FIG. 32. *ORINOMA DAMALIS* Gray. ♂



Fig. 35. *Phaedia cretola*, Hewitson. ♀



Fig. 36. *Phedia smallana*, Laidl. ♂



Fig. 37. *Chrysos sumilon*, Felder. ♂



Fig. 38. *Phedia hani* de Nicolson. ♂



Fig. 39. *Phaenocarpa woodi*, Butler. ♂




Fig. 40. *Callineta andrea*, Moore. ♂



Fig. 41. *Stenophila bayana*, Moore. ♀



Fig. 42. *Amotia ochrea*, Kollar. ♂



Fig. 43. *Phaenocarpa phoenicea*, Felder. ♀



Fig. 44. *Callineta phalaena*, Kollar. ♀





FIG. 47. *HIPPARCHIA PARISATIS*, Kollar. ♀



FIG. 50. *MYCALESIS VIRALA*, Moore. ♂



FIG. 48. *HIPPARCHIA ISHANA*, Moore. ♀



FIG. 51. *MYCALESIS OCVLUS*, Marshall. ♀



FIG. 49. *ANISOCERA WENANA*, Laidl. ♂



FIG. 54. *MYCALESIS AVAXIA*, Hewlson. ♂



FIG. 52. *MYCALESIS CLASTICA*, Fabricius. ♂

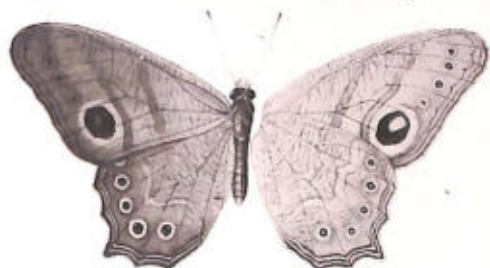


FIG. 53. *EUXES ANGULARIS*, Moore. ♀



FIG. 56. *MYCALESIS SUMERA*, Moore. ♂




FIG. 55. *COLAPSA EPHEDEUSA*, Hewlson. ♀



FIG. 57. *MYCALESIS CONCHA*, Fultz. ♂



FIG. 58. *XIPANTIS BAITIS*, HOWARD. ♀



FIG. 59. *XIPANTIS SCYLLA*, HOWARD. ♂



FIG. 50. *ELYMNIAS UNDULARIS*, DREYER



FIG. 61. *YPTHIMA SARADA*, DREYER. ♀



FIG. 62. *YPTHIMA BRACONIA*, MOORE. ♂



FIG. 63. *ELYMNIAS LEUCOCOMA*, GOSWAMI



FIG. 64. *YPTHIMA THERSITES*, KIRBY. ♂



FIG. 65. *YPTHIMA UNDULATA*, BUTLER. ♂



FIG. 66. *NYCTIN YACHISTA*, MOORE. ♂



FIG. 67. *YPTHIMA SARADA*, MOORE. ♀

ST. LOUIS PUBLIC LIBRARY

